

**RESORT IMPROVEMENT DISTRICT #1**  
**GENERAL MANAGER'S REPORT**  
**OCTOBER 2021**

**GENERAL MANAGER'S ACTIVITIES:**

---

- Attended field staff meetings.
- Corresponded with community members, public agencies, and community organizations.
- Attended various board, staff, and safety meetings.
- Aided the auditor in the 2019-20 annual audit.
- Responded to public records request.

**ADMINISTRATION DEPARTMENT:**

---

- Attended various board meetings and staff meetings.
- Updated and made adjustments to RID web page for .gov compliance.
- Aided the auditor in the 2019-20 annual audit.
- Continued Water Recycling Grant Final Reporting.
- Completed annual domain registration.
- Completed CSDA Covid-19 relief grant application in the amount of \$36,980.

**WATER TREATMENT DEPARTMENT:**

---

- Start pulling spheres from sedimentation pond, before drain and cleaning can occur.
- -Rick booster pump relay goes bad, replaced.
- -Employee to Sacramento for backflow prevention class.
- -Lateral repair on Fawn Court, boil notices posted.
- -Boil cancellations posted on Fawn Court after negative bacteriological results.

**WASTEWATER TREATMENT DEPARTMENT:**

---

- Sludge bags hauled to Eel River Recology, Fortuna.
- -Lift station 2, pump 1 clearances changed and suction bolts tightened.
- -Lift Station 9 suction bolts tightened.

**Resort Improvement District #1**

**General Manager's Report**

**October 2021**

- -New clear diesel fill hose and nozzle installed.
- -Pull spheres from chlorine contact chamber, due to rain and heavier incoming flows.

**POWER GENERATION & DISTRIBUTION DEPARTMENT:**

---

- Removed hazard tree on Whale Point
- Fixed boom issues on line truck
- Cut tree out of fitness trail
- De energized customer for electrician to replace bad meter jaws
- Installed new radio antennas on buildings for base stations and changed radios in trucks
- Trip to Vacaville for IBEW Journeyman Lineman test.

**PARKS AND RECREATION AND MISCELLANEOUS:**

---

- New radios installed in trucks and offices.

**END OF GENERAL DISCUSSION**

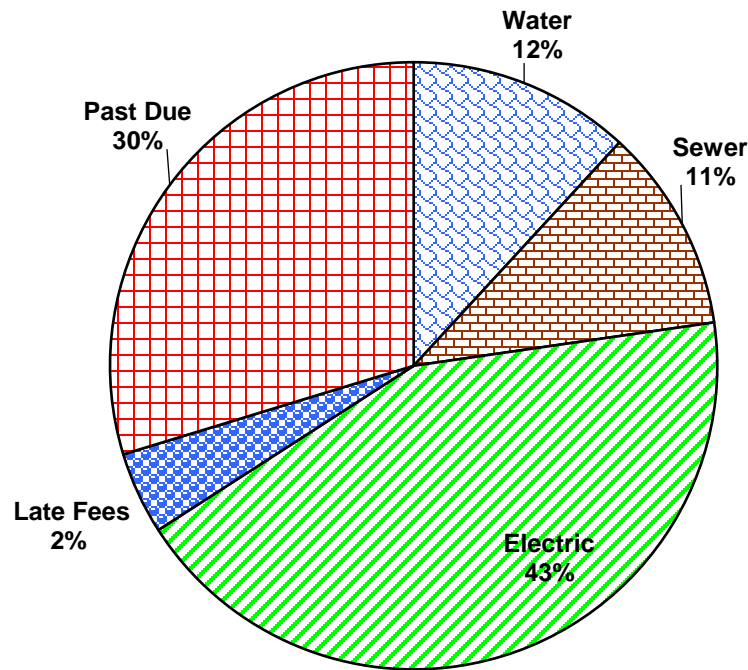
Provided by: RID Staff Members

**OPERATIONAL DATA FOLLOWS**

## APPENDIX OF OPERATIONAL DATA FOR THE MONTH OF OCTOBER, 2021

### ADMINISTRATION

Utility  
Billing:



Utility	Residential Utilities	Residential Capital Fac	Commercial Utilities	Commercial Capital Fac	Total Billing	Last Years Billing Total
Water	\$24,535		\$2,548		\$27,083	\$31,003
Sewer	\$22,263		\$2,575		\$24,838	\$22,281
Electric	\$77,182		\$21,519		\$98,701	\$114,620
Late Fees	\$9,640		\$383		\$10,023	\$4,067
Past Due	\$62,829		\$5,073		\$67,902	\$37,464

<b>Total</b>	\$196,448	\$0	\$32,098	\$0	\$228,545	\$209,435
--------------	-----------	-----	----------	-----	-----------	-----------

86.0%      0.0%      14.0%

Utility	Residential Usage	Commercial Usage	RID Usage	Total Metered Usage	
Water (cuft)	216,124	35,249	60,275	311,648	402,339
	69.3%	11.3%	19.3%		
Elec (KwH)	235,198	58,983	37,017	331,198	376,021
	71.0%	17.8%	11.2%		

**Resort Improvement District #1  
General Manager's Report  
October 2021**

**FIRE DEPARTMENT**

**RESPONSES:**

		<u>Date</u>	<u>Amount</u>	<u>F/F Turn-out</u>
Public Assist: Lockout	# 9531	10/1	1	2 F/Fs
Public Assist: Flat tire	# 9539	10/1	1	1 F/F
Public Assist: Cell tower noise	# 9582	10/2	1	1 F/F
Medical Aid:	# 9680	10/5	1	3 F/Fs
Medical Aid: TC with injury	# 9681	10/6	1	3 F/Fs
Medical Aid:	# 10016	10/15	1	4 F/Fs
Agency Assist: Welfare check	# 10207	10/20	1	4 F/Fs
Agency Assist: HSO Tree in rd	# 10258	10/21	1	1 F/F
Medical Aid: TC Rescue	# 10380	10/24	1	8 F/Fs
Public Assist: Fire alarm (false)	# 10570	10/28	1	2 F/Fs
Medical Aid: With transport	# 10615	10/29	1	4 F/Fs
Medical Aid: With violence, PA	# 10619	10/29	1	3 F/Fs
Debris fire	# 10723	10/31	1	1 F/F

**EQUIPMENT STATUS:**

	<u>ID</u>	
Command/Ocean Rescue	5100	In Service
Brush Engine	5111	In Service
WUI Type 1 Engine	5116	In Service
Command Type 6 Wildland	5146	In Service
Rescue/Engine Type 6	5147	In Service
Rescue/Ambulance	5171	In Service
RIB 17ft Boat	5172	In Service
Yamaha Jet Ski	5173	In Service
4 x 4 Quad	5174	In Service
Polaris Ranger 6 x 6 ATV	5175	In Service

**TRAINING ACTIVITIES:**

	<u>Date</u>	<u>Description</u>	<u>F/F Turn-out</u>
Fire Drill:	10/6	Unit checkouts	11 F/Fs
Medical Drill:	10/13	Pediatric burns	18 F/Fs
Fire Drill:	10/20	Hose lays, Structure blitz 2.5"	14 F/Fs
Fire Drill:	10/27	Pond drafting with 5166	14 F/Fs
ORT	10/30	Ocean Rescue Training cancelled	

**OUTSIDE TRAINING:**

10/5	Prescribed burn French Ranch. 200 ac	4 F/Fs
10/9	Chipping day	6 F/Fs

**PARKS AND RECREATION**

**GOLF LINKS:**

Revenue Source	Previous Balance	Monthly Total	F/Y to Date	Budget
Greens Fee Total	\$5,873.00	\$325.00	\$6,198.00	
Total Revenue to Date			\$6,198.00	\$15,000.00

**GOLF LINKS GREEN FEE HONOR SYSTEM SUMMARY  
 THANKYOU FOR SUPPORTING CONTINUED OPERATION**

**Shelter Cove Golf Links Honorable Golfers October 2021**

	Greens Fee Name	Annual Greens Fees	Greens Fees	OCT 2021 Total Amount
	Credit Card		\$325.00	\$325.00
	Cash			
	<b>Total</b>			<b>\$325.00</b>

**ELECTRICAL UTILITY**

**ELECTRICAL SERVICE CONNECTIONS:**

Locations

- Services Requested: 0
- Services Connected: 0
- Previous Connections: 1
- F/Y Connections to date: 1

**POWER OUTAGES:**

- Scheduled Outages: 0
- Unscheduled Outages: 0
- Total # of Outages: 0

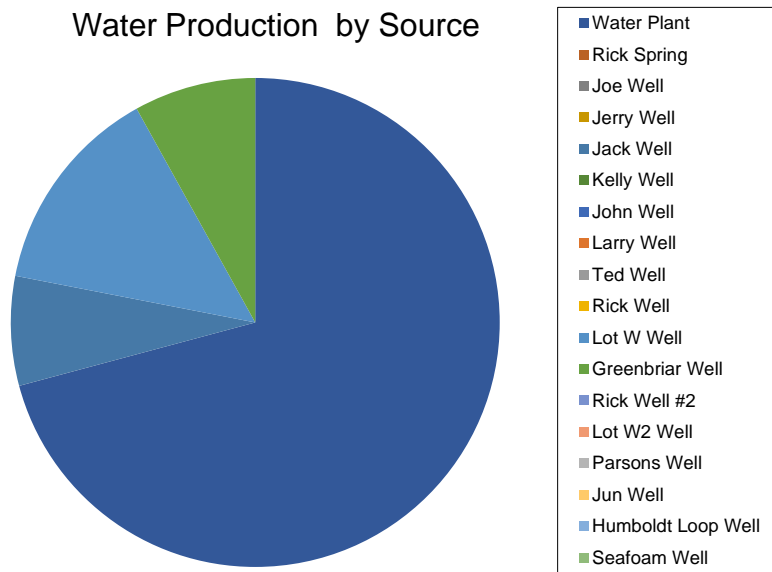
**WATER UTILITY**

- Total Gallons Finished Water Produced: 3,049,776 gallons
- Water Plant (Telegraph Creek): 2,160,000 gallons
- Rick Spring (Toth Rd): 30 gallons
- Joe Well (Cougar Rd): 0 gallons
- Jerry Well (Willow Glen Rd): 0 gallons
- Jack Well (Willow Glen Rd): 220,585 gallons

**Resort Improvement District #1**  
**General Manager's Report**  
**October 2021**

Kelly Well (Kelly Rd):	0	gallons
John Well (King's Peak Rd):	0	gallons
Larry Well (Wood Ct):	0	gallons
Ted Well (Shaller Ct):	0	gallons
Rick Well (Toth Rd):	0	gallons
Lot W Well (Willow Glen Rd):	423,338	gallons
Greenbriar Well (Toth Rd):	245,823	gallons
Rick Well #2 (Toth Rd):	0	gallons
Lot W2 Well (Willow Glen Rd):	0	gallons
Parsons Well (Parsons Road):	0	gallons
Jun Well	0	gallons
Humboldt Loop Well	0	gallons
Seafoam Well	0	gallons

**Water Production by Source**



- Water Treatment Hours of Operation: 247.1 hours
- Monthly Rainfall Total: 12.44 inches
- Previous 20/21 Annual Rainfall Total: 4.27 inches
- Current 20/21 Annual Rainfall Total: 16.71 inches

**WATER SERVICE CONNECTIONS:**

- Services Requested: 0
- Services Connected: 0

Locations

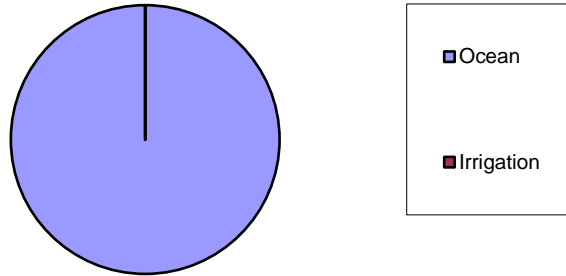
Previous Connections	0
● F/Y Connections to date:	<b>0</b>

**WASTEWATER UTILITY**

**FLOWS INTO PLANT:**

High:	185,144 gals/day
Low:	32,024 gals/day
Monthly Total:	2,243,019

**Wastewater Treatment Plant Effluent**



**SEWER SERVICE CONNECTIONS:**

• Services Requested:	0
• Services Connected:	0
Previous Connections	0
	<hr/>
• F/Y Connections to date:	<b>0</b>

Locations

**CAPITAL CONSTRUCTION PROJECTS**

Construction work. Assistance with the electrical department, & Cal-Fire crews.

**INTRA DEPARTMENTAL SAFETY MEETINGS**

Date	Items Discussed
10/31/2021	Various on-line Target Solutions courses

**ON-CALL INCIDENT REPORT**

Date/Time	Location	Description of Incident
	None Reported	
Personnel Responding:		

**END OF REPORT**