



Vancouver  
Rose Society  
SINCE 1949

**67<sup>th</sup> Biennial**

# **Rose Show**

**Sunday, June 15, 2025**

**12:30 - 4:30 pm**

**In the 'Floral Hall' Building**

**VanDusen Botanical Garden, 37<sup>th</sup> & Oak St., Vancouver**

*The Floral Hall is off the parking lot – VanDusen Garden admission is not included with this event*

## **Rose Show Schedule**

- **Rules & Regulations**
- **Judging Guidelines for Exhibitors**
- **Entry Classes**

EXHIBITOR'S NAME + EXHIBITOR NUMBER:

# \_\_\_\_\_

## Layout of Floral Hall & Class Tables

|   |                           |  |                                |       |                            |                     |       |                                      |                                 |
|---|---------------------------|--|--------------------------------|-------|----------------------------|---------------------|-------|--------------------------------------|---------------------------------|
| Doors through to office, washrooms & Classroom              |                           | <i>Exhibitor tables will also be in Classroom</i>  |                                |       |                            | Kitchen             |       |                                      |                                 |
| CI 1-17   | Walkway in to Floral Hall | Clerk/Judge tables   |                                |       |                            |                     |       |                                      |                                 |
| CI 15-17<br>Fragrance                                       |                           | These table numbers start low to high from this end & we'll put signs at the end of each row identifying the numbers in the rows |                                |       |                            |                     |       |                                      |                                 |
| Fragrance   |                           | #20 - 42   | #50 - 73                       | Aisle | #80 - 96                   | #110-115            | Aisle | CI 120-148                           |                                 |
| CI 6-11<br>Garden<br>Bouquets                               |                           | CI 20-23<br>Display<br>Classes   | CI 50-63<br>Hybrid<br>Teas     |       | CI 80-87<br>Shrubs         | CI 100-115<br>OGRs  |       | CI 120-124<br>Jalbert &<br>Cdn Roses |                                 |
|   |                           | Garden<br>Bouquets   | CI 25-28<br>Floaters<br>Frames |       | CI 50-63<br>Hybrid<br>Teas | CI 80-87<br>Shrubs  |       | CI 100-115<br>OGRs                   | CI 130-133<br>Grandi-<br>floras |
| CI 1-5<br>Bowls &<br>Baskets                                |                           |  | CI 30-39<br>Minis<br>Miniflora |       | CI 50-63<br>Hybrid<br>Teas | CI 80-87<br>Shrubs  |       | CI 100-115<br>OGRs                   | CI 140-148<br>Floribunda        |
|   |                           | Photos on right wall   | CI 40-42<br>Novice             |       |                            | CI 90-96<br>Austins |       | CI 100-115<br>OGRs                   | CI 140-148<br>Floribunda        |
| Entrance doors to hall                                      |                           |  |                                |       | CI 70-73<br>Climbers       | CI 90-96<br>Austins |       | <i>Austin excess if needed</i>       | CI 140-148<br>Floribund         |
|   |                           |  |                                |       | Awards Tables              |                     |       |                                      |                                 |
| Some exhibitor tables will be outside on this small veranda |                           |  |                                |       |                            |                     |       |                                      |                                 |
| Stairway up to the Floral Hall entrance                     |                           |  |                                |       |                            |                     |       |                                      |                                 |

**Thank you** for your interest in entering the Vancouver Rose Society's 67<sup>th</sup> Rose Show. We welcome all novices, expert rosarians and rose lovers.

We hope this Schedule answers all your questions about the Rose Show. If you have any queries about the Schedule or Rose Show, please contact us at [vanrosesociety@gmail.com](mailto:vanrosesociety@gmail.com)

For novice rose Exhibitors, please visit [www.vancouverrosesociety.org](http://www.vancouverrosesociety.org) where you will find several articles about the basics of entering a Rose Show.

## Table of Contents

|   |    |
|---|----|
| General Show Rules.....                   | 3  |
| Exhibitor Information.....                | 3  |
| Bloom/Stem Definitions.....               | 4  |
| Judging Explanation for Exhibitors.....   | 5  |
| Judge's Rules for Disqualification.....   | 6  |
| Judge's Scoring System.....               | 6  |
| Exhibitor's Schedule of Classes.....      | 6  |
| • Bowls, Baskets & Bouquets.....          | 6  |
| • Fragrance.....                          | 7  |
| • Special Displays.....                   | 7  |
| • Floaters & Frames.....                  | 7  |
| • Minis & Minifloras.....                 | 7  |
| • Novices.....                            | 8  |
| • Hybrid Teas.....                        | 8  |
| • Climbers & Ramblers.....                | 9  |
| • Shrubs.....                             | 9  |
| • David Austins.....                      | 9  |
| • Old Garden Roses.....                   | 9  |
| • Brad Jalbert & Canadian Hybridized..... | 10 |
| • Grandifloras.....                       | 10 |
| • Floribundas.....                        | 10 |
| • Photography.....                        | 11 |
| • Awards.....                             | 11 |

## General Show Rules:

**Show Hours:** Show opens to the public June 15<sup>th</sup> from 12:30 p.m. to 4:30 p.m.



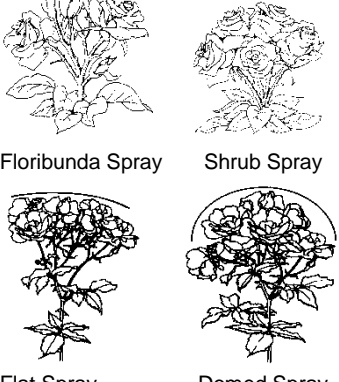

- **Placing of Entries:** Sunday, June 15<sup>th</sup>, from 6:00 a.m. to 9:30 a.m. is the allocated time for Exhibitors to set up.
- **No entries will be allowed after the 9:30 a.m. deadline – NO EXCEPTIONS.**
- **Judging:** Judging will occur on Sunday, 9:30 am to 12:15 pm. Only judges and clerks are allowed in show rooms during judging.
- **Who Can Enter:** All classes are open to anyone, VRS member or not, free of charge. **Members of the same household may exhibit together as 1 household or separately as 2 exhibitors.**
- **Exhibitor Grown:** All roses/flowers must have been grown outdoors by the Exhibitor for at least 1 month, except where noted. Greenery, as noted, may be purchased.
- **Ribbons/Awards:** will not be awarded unless the exhibits are considered worthy of them. The decisions of the Judges will be final. See list of awards at the end of this Show Schedule.
- **Removal of Ribbons and Exhibits:** No blooms, exhibits, vases, photographs, or ribbons may be removed from the show tables until after the show closes at 4:30 p.m. on Sunday. Gift Certificate awards can be obtained any time Sunday; please locate show chairs or Evelyn Raine to obtain them.
- Unclaimed roses will be sold at the end of the show for \$1.00 per stem to help defer show costs.
- **Liability:** The Vancouver Rose Society and its members cannot accept any responsibility for loss or damage to an exhibitor's property including personal containers used for exhibiting.


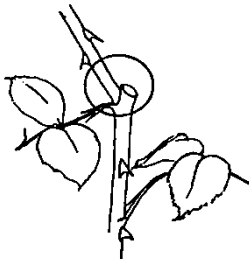

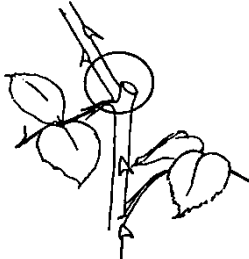

## Exhibitor Information:

- **Exhibitor Number:** Exhibitors must have an Exhibitor Number to exhibit at the Rose Show. This number can be obtained at the VRS April and June monthly meetings, via email to the Show Chair or the morning of the Show.
- **Exhibit Entry Tags:** Entry tags must be used for all exhibits and are supplied by the VRS. Your Name and Exhibitor Number go under the flap and then the tag is folded up to hide your details from the Judges. Correct class number and rose variety are then entered. Place a provided elastic band through the hole on the tag and place it over the vase neck or in front of bowls, baskets, special vessels, etc.
- **Colour/Class Determination:** The correct colour should be used for all entries. The current ARS Handbook for Selecting Roses will be used for determining colour and rose type. If the rose is not listed in the ARS Handbook, then Modern Roses 12, the Combined Rose List, the Official List of Approved Exhibition Names, or the ARS website for last minute registration or classification changes will be used. *To find a colour, go online to rose.org, click on Modern Roses, then Search Roses. Enter your rose name and a description will appear with a listed 'colour'.*
- **Unlimited Entries** are allowed in all classes except photography.
- **Correct Naming** of a rose should be done unless the name is unknown to the exhibitor; state 'Unknown' on the tag. Misnamed or missing names will result in penalization of exhibit.
- **AEN** – all roses must be registered through the American Rose Society and have an Approved Exhibition Name (AEN).
- **A Novice** is a person who has never won more than three (3) first place awards in any class in any rose show.

- **Containers/Vessels** will be supplied by the VRS, unless otherwise stated. On Show day, they will be located inside the Floral Hall marked with vase 'letters' we **suggest** using (*you may change vase size to fit your size of stem(s), etc.*)
- **Bowls & Baskets** may be made at home using your own container – no points will be given for the container. Alternately, at the June General Meeting, the VRS will have some available to borrow – these should be returned to the show whether used or not so they will go back to our property's room.
- **Garden Bouquets** may be made at home with your own vase or a VRS vase (on show day) with water only (no oasis). No points will be given for the container.
- **Oasis** for bowls/baskets will be offered by the VRS until our current supply is gone. As it is not environmentally sound, we are encouraging exhibitors to provide their own chicken wire supports or taped grids for those classes.
- **Wedging** for all vase classes may be Styrofoam provided by VRS (as available) or parchment paper, tinfoil, saran wrap, etc. from home that could be wedged into the neck of the vase to keep an exhibit straight or to lengthen a stem. **Any wedging used must only be inserted into the top inch or so of the vase for easy removable at the end of the show.** Wedging should not protrude above the rim of the vase; if it does it will result in a downgraded mark.
- *Pick up personal vases at 4:30 Sunday; anything left becomes property of the VRS.*

### Definitions of Types of Blooms:

|   |  |
|---|--|
| <p><b>Exhibition Bloom</b></p>    | <p>1 classic high-centred hybrid tea-type bloom <u>with no side buds</u>, ½ to ¾ open, of triangular appearance viewed from the side and with petals unfold symmetrically with a circular outline looking down from the top. These blooms should NOT have side buds growing out of them – they should be removed (<i>see example under 'A Stem'</i>).</p> <p>The term is used mainly for hybrid teas and miniatures, however, most rose varieties are capable of producing exhibition blooms.</p> <p>Entries should be balanced and proportionate – if blooms are large, stems should be long with lots of leaves. With smaller blooms, stems may be shorter, with fewer leaves.</p>   |
| <p><b>Decorative Bloom</b></p>    | <p>1 single bloom growing on a 'stem' that is ½ to ¾ open and does <u>not</u> have the classic high centre - it may have a flat, cupped, quartered or even a sunken centre and a more 'informal' configuration of ruffled petals.</p> <p>A decorative bloom may be shown with or without side buds.</p>  |
| <p><b>Spray</b> (<i>also on next page</i>)</p>  <p>Floribunda Spray      Shrub Spray</p> <p>Flat Spray              Domed Spray</p> | <p>A spray is one stem with a cluster of blooms with <b>2 or more flowers open, showing colour</b>. All varieties of roses can grow this way. If it is just 1 tight bud + 1 open bloom then that would NOT be a spray – it would be a bloom with a side bud.</p> <p>Blooms in the spray can all be fully open OR at different stages of bloom (i.e. buds, half open blooms, fully open blooms) – either way is acceptable to show. All varieties of roses can grow and be exhibited this way.</p> <p><b>EXHIBITING TIP FOR SPRAYS:</b> The centre bud of a spray should be removed early in growth so there is no scar or gap – it usually opens earlier than the rest of the blooms, hence removing it gives a nicer spray of open blooms. If not done prior to show, that dead middle bloom should be cut out before exhibiting, leaving as little stub as possible.</p> |
| <p><b>A Stem</b></p>  <p>With Side Buds      A Spray</p>  | <p>This term refers to any <b>1 single stem or branch</b> cut off a rose bush that ends in a 'single bloom with or without side buds' (<i>if allowed in each class</i>) or 'multiple blooms/spray' – ie 1 hybrid tea, 1 decorative bloom or multiple blooms from a spray of a floribunda, shrub, OGR, etc. – all are referred to as a stem.</p> <p>1 bud + 1 bloom = 2 blooms, hence, would be disqualified in 'exhibition bloom' classes. Acceptable <b>ONLY</b> in classes calling for a 'stem or bloom <u>with</u> side buds', ie shrubs, Austins, climbers, OGRs or any other classes allowing 'side buds'.</p> <p>The term 'STEM' is used in place of saying 'single bloom or spray' in specific classes.</p>   |

|   |   |
|---|---|
| <p><b>Buds &amp; Side Buds</b> (circled)</p>  | <p>A <b>Bud</b> must have sepals down with at least 2 petals unfurling, but not more than 1/4 open.</p> <p><b>Side Buds</b> are secondary stems growing below the main bloom, out of a leaf axil. All sections specify with 'side buds' or without. Side buds are permitted on most classes except where otherwise stated and EXCEPT on 'exhibition bloom hybrid teas'.</p> <p>Disproportionate side buds may be removed to make a better exhibit. 'Disbudding' is best done early in the growing season so disbudding scars aren't penalized by the degree of distraction from the beauty of the specimen.</p> |
| <p><b>Stem-on-Stem</b></p>                    | <p><b>All roses</b> may be exhibited with the stem holding a bloom still attached to a main cane.</p> <p>All OGRs, Shrubs &amp; Austins may be shown with the stem-on-stem break showing <b>above</b> or hiding <b>below</b> the lip of the vase.</p> <p>All other roses (hybrid tea, floribunda, grandiflora, mini) should be shown with the stem-on-stem break <b>below</b> the lip of the vase. If shown ABOVE the lip they will be downgraded in judging compared to a similar specimen in the class that does not have stem-on-stem showing.</p>   |
| <p><b>Buds &amp; Side Buds</b> (circled)</p>  | <p>A <b>Bud</b> must have sepals down with at least 2 petals unfurling, but not more than 1/4 open.</p> <p><b>Side Buds</b> are secondary stems growing below the main bloom, out of a leaf axil. All sections specify with 'side buds' or without. Side buds are permitted on most classes except where otherwise stated and EXCEPT on 'exhibition bloom hybrid teas'.</p> <p>Disproportionate side buds may be removed to make a better exhibit. 'Disbudding' is best done early in the growing season so disbudding scars aren't penalized by the degree of distraction from the beauty of the specimen.</p> |
| <p><b>Stem-on-Stem</b></p>                  | <p><b>All roses</b> may be exhibited with the stem holding a bloom still attached to a main cane.</p> <p>All OGRs, Shrubs &amp; Austins may be shown with the stem-on-stem break showing <b>above</b> or hiding <b>below</b> the lip of the vase.</p> <p>All other roses (hybrid tea, floribunda, grandiflora, mini) should be shown with the stem-on-stem break <b>below</b> the lip of the vase. If shown ABOVE the lip they will be downgraded in judging compared to a similar specimen in the class that does not have stem-on-stem showing.</p>   |
| <p><b>Wedging Material</b></p>  | <p>A properly 'stage' bloom looks best propped up in the vase so they don't droop over. As well, short stemmed exhibits can be wedged tightly so they stand higher in the vase. Wedging material includes parchment paper, saran wrap, tinfoil, etc. <b>All wedging should be pushed into the top inch or so of the vase (for easy removal after show) so they do not stick up above the vase lip.</b></p>  |
| <p><b>Bloom Petal Count</b></p>             | <p>Single = 4-8 petals<br/> Semi-Double = 9-16 petals<br/> Double = 17-25 petals<br/> Full = 26-40 petals<br/> Very Full = 41+ petals</p>   |
| <p><b>Bloom Progression</b></p>   | <p>3 single blooms of 1 variety in a vase: Top bloom = 1 bud, 2 petals unfurling, no more than ¼ open; Middle bloom = 1 bloom ½ - ¾ open; Bottom bloom = 1 fully open bloom, stamens may or may not be showing.</p>   |
| <p><b>Fully Open Bloom</b></p>  | <p>Any bloom more than ¾ open, stamens may or may not be showing.</p>   |

## Judging Explanations for Exhibitors:

### General Guidelines

- 1<sup>st</sup> place winners are judged between 9:30-12 and are perfect then but not necessarily at show opening.
- Judges know if a particular bloom is true to type in colour, form and foliage and must judge objectively.
- Judges will disqualify themselves from judging a class they have entered but they are encouraged to exhibit in the Show.
- The decision of the Judges is final.
- Exhibits placed in wrong class will be moved by the Clerks to the correct class and re- judging will take place.

- Side buds on an exhibit prohibiting them will be downgraded rather than disqualified.
- Exhibitor names must be correctly placed on entry cards and Clerks will try to correct, if possible. If not, exhibit will be disqualified.

#### Rules for Disqualification

- Any foreign substance (e.g. leaf shine) applied to any part of the exhibit
- Not according to schedule (e.g. 1 stem shown in a class asking for 3 stems)
- Exhibitor's name missing from entry tag as rose owner/winner cannot be identified

**Judges' Scoring System:** All exhibits will be judged on the following Canadian point scale: **Total = 100 points**

- **Form** = 25 points - the shape of the bloom, configuration of the petals, degree of openness and its symmetry
- **Colour** = 25 points - should be bright and display the full depth of the true seasonal colour of the variety
- **Substance** = 20 points - freshness of the bloom where petals are firm, crisp, have texture and no discolouration or loss of sheen. The exhibit is fresh, due to the amount of moisture and starch in the petals, leaves and stem.
- **Stem, Foliage and Balance** = 20 points - stems straight and strong, foliage clean & healthy, balance of exhibit height in proportion to size of bloom and in placement of stems in multiple-stem classes.
- **Size** = 10 points - the dimensions of the bloom, ie typical size for the variety and uniformity in size.

## Exhibitor's Schedule of Classes

**Vase Selection:** All vases/holders are '**suggested**' size – you may use any size that fits your blooms. Changes can be made except where a particular size is stated. Exhibitors may use their own bowls, baskets and vases where noted.

**Bowls, Baskets, Bouquets:** May be viewed from all around OR just from the front and flowers should be placed with air space around each bloom. Standard 1.5 to 2 times container height/width/depth shall apply to judging. Basket handles must be up, visible and useable. Oasis and other supports should not be visible.

Quality of Flowers and Foliage to count 70%  
Presentation to count 30%

**Greens for Bowls, Baskets or Garden Bouquets may be purchased but Flowers/Herbs/Roses must be home-grown**

| Class | Suggested Container  | Description: Bowls, Baskets & Bouquets   |
|-------|----------------------|--|
| 1     | Own/VRS              | <b>Bowl</b> – Shrubs and/or David Austin roses, any size of bowl, one or more varieties, any colours   |
| 2     | Own/VRS              | <b>Bowl</b> – Hybrid Teas, Grandifloras, Floribundas, Climbers, any size of bowl, one or more varieties, any colours   |
| 3     | Own/VRS              | <b>Bowl</b> – Old Garden Roses, any size of bowl, one or more varieties, any colours   |
| 4     | Own/VRS              | <b>Bowl or Basket</b> - of any type of roses, one or more varieties, with other flowers and/or greenery  |
| 5     | N                    | <b>Basket</b> - a <i>small</i> basket of any type of roses, one or more colours  |
| 6     | X,G,H<br>or own vase | <b>Hybrid Tea Garden Bouquet</b> - <i>minimum</i> 3 single exhibition blooms, any varieties/colour, in a vase with home-grown flowers, herbs or greens   |
| 7     | X,G,H<br>or own vase | <b>Floribunda Garden Bouquet</b> - <i>minimum</i> 3 single decorative blooms or 1 spray, any varieties/colours, in a vase with home-grown flowers, herbs or greens   |
| 8     | X,G,H<br>or own vase | <b>Shrub/Climber/Austin Garden Bouquet</b> - <i>minimum</i> 3 decorative blooms or 1 spray, any varieties/colours, in a vase with home-grown flowers, herbs or greens, etc.  |
| 9     | X,G,H<br>or own vase | <b>OGR Garden Bouquet</b> - <i>minimum</i> 3 decorative blooms or 1 spray, any varieties/colours, in a vase with home-grown flowers, herbs and greens  |
| 10    | Z<br>or own vase     | <b>Mini/Miniflora Garden Bouquet</b> - <b>minimum 3 single bloom stems or 1 spray, any varieties/colours, in a vase with home-grown flowers, herbs or greens, etc.</b>   |
| 11    | X,G,H<br>or own vase | <b>"O CANADA" Garden Bouquet</b> - let's celebrate Canada with a mix of <b>red &amp; white flowers</b> ; must include a <i>minimum</i> of 3 exhibition or decorative rose blooms or 1 spray of roses with other home-grown flowers and greens. |

**Fragrance Classes:** Only fragrance is judged, not bloom quality. Limited to 1 bloom per vase

| Class | Vase | Description: Fragrance            |
|-------|------|-----------------------------------|
| 15    | A    | 1 bloom of an old garden rose     |
| 16    | A    | 1 bloom of a hybrid tea           |
| 17    | A    | 1 bloom of any other type of rose |

### Special Displays, Floaters & Frames:

#### Special Display Classes:

- Note special rules for certain classes.
- Oasis, frogs, saran, etc. permitted but not to be visible.

#### - Roses, flowers and greenery may be purchased

- Container included in judging.

Substance and freshness to count as: 50%

Form to count as: 30%

Balance and overall effect to count as: 20%

| Class | Container             | Description: Special Floral Displays   |
|-------|-----------------------|--|
| 20    | Own Cup & Saucer      | Teacup & Saucer - display of 2 or more roses including other flowers and/or greenery   |
| 21    | Own Unusual Container | Miniature Display - a display of 2 or more roses, any kind that may also include other flowers and greenery, in the Exhibitor's own unusual container (i.e. glassware, teapots, etc. – be sure to pick-up after show!) - size of entire exhibit, including container, not to exceed 6" (15cm) in any direction.  |
| 23    | Own Shoe              | Cinderella's Slipper - any type of roses in a fancy shoe (e.g. ceramic shoes or your own fancy shoe). Other flowers and foliage may be added and accessories (ribbons, feathers, pins, etc.). If using your own shoe, put a watertight container inside and concealed with moss or greenery. Presentation/overall effect 50%, Substance/freshness 50%. |
| 24    | Own Unusual Container | Maximum Display – a display of 2 or more roses, any kind, that may also include other flowers and greenery, in the Exhibitor's own LARGER unusual container – there is no size restriction to this class.  |

| Class | Container | Description: Floaters & Frames<br><i>(roses must be grown by exhibitor)</i>  |
|-------|-----------|--|
| 25    | Own bowl  | Floating – 1 exhibition or decorative bloom of any type of rose except minis or mini-flora, any colour, no foliage, floating in own container (brandy glass, clear bowl, etc.). Rose should not touch sides and must be floating.                  |
| 26    | Own bowl  | Floating - 1 exhibition or decorative bloom of a mini or miniflora, any colour, no foliage, floating in own container. Rose should not touch sides and must be floating.   |
| 27    | VRS Frame | Picture Frame – 1 exhibition or decorative bloom of any rose, except miniature and mini-flora, with one 3 or 5 leaflet leaf. Leaf may be pinned in place and exhibit must be contained within the frame. <i>Limited frames available at Show.</i>  |
| 28    | VRS Frame | Picture Frame – 1 exhibition or decorative bloom of a miniature or miniflora in a picture frame with one 3 or 5 leaflet leaf. Leaf may be pinned in place and exhibit must be contained within the frame. <i>Limited frames available at Show.</i> |

### Miniature & Miniflora Roses Classes:

| Class | Sugg. Vase | Description: Miniature & Miniflora Roses<br>– exhibition blooms |
|-------|------------|---|
| 30    | T          | 1 exhibition bloom  |
| 31    | D          | 3 exhibition blooms, 1 or more varieties                        |

| Class | Sugg. Vase | Description: Miniature & Miniflora Roses<br>- sprays |
|-------|------------|--|
| 32    | D          | 1 spray  |
| 33    | D          | 1 spray, single or semi-double petals                |
| 34    | D / T      | 1 spray of a climbing miniature rose                 |
| 35    | D          | 3 sprays, any varieties                              |

| Class | Sugg. Vase | Description: Miniature & Miniflora Roses<br>- Miscellaneous Classes |
|-------|------------|---|
| 36    | T          | 1 fully open decorative bloom                                       |
| 37    | T          | 1 decorative bloom  |
| 38    | D          | 3 decorative blooms, 1 or more varieties                            |
| 39    | B / D      | Bloom Progression   |

### Novice Classes:

| Class | Vase | Description: Novice Classes                                |
|-------|------|--|
| 40    | A    | 1 exhibition bloom of a hybrid tea                         |
| 41    | A    | 1 spray of a floribunda, grandiflora, shrub or Austin rose |
| 42    | A    | 1 stem of an Old Garden rose                               |

### Large Flowered Roses Classes: *Your best blooms should be exhibited in 1 stem/bloom per vase*

| Class | Vase | Description: Hybrid Teas<br>- Exhibition Blooms  |
|-------|------|--|
| 50    | A    | 1 exhibition bloom - white, near white, mauve and their blends   |
| 51    | A    | 1 exhibition bloom - yellow and their blends   |
| 52    | A    | 1 exhibition bloom - red and their blends  |
| 53    | A    | 1 exhibition bloom – pink and their blends   |
| 54    | A    | 1 exhibition bloom – orange, orange-pink, apricot or russet and their blends                               |
| 55    | A    | 1 fully open exhibition bloom  |
| 56    | E    | 3 exhibition blooms - white, near white, mauve, pink and their blends, 1 or more varieties                 |
| 57    | E    | 3 exhibition blooms - yellow, apricot, all orange, russet, red and their blends, 1 or more varieties       |
| 58    | E    | <b>Joan Yeomans Challenge</b> - 3 exhibition blooms in a vase: 1 red, 1 pink and 1 yellow, or their blends |

| Class | Sugg. Vase | Description: Hybrid Teas<br>- Miscellaneous Classes                                 |
|-------|------------|---|
| 59    | A          | 1 spray, any colour   |
| 60    | A          | 1 decorative bloom, single or semi-double   |
| 61    | A          | 1 decorative bloom, double, full or very full                                       |
| 62    | E          | 3 Stems – 1 hybrid tea or grandiflora, 1 floribunda, 1 shrub or Austin, any colours |
| 63    | E          | Bloom Progression of a hybrid tea or grandiflora                                    |



| Class | Sugg. Vase | Description: Large Flowered Climbers & Rambling Roses               |
|-------|------------|---|
| 70    | A / E      | 1 stem of a large flowered climber                                  |
| 71    | E / G      | 3 stems of large flowered climbers, 1 or more varieties             |
| 72    | A / B      | 1 stem of a Hybrid Wichurana or H. Multiflora                       |
| 73    | A / G      | 3 stems of Hybrid Wichuranas or H. Multifloras, 1 or more varieties |

| Class | Sugg. Vase | Description: Shrub Roses<br><i>Not David Austin Roses</i>      |
|-------|------------|--|
| 80    | A / B / E  | 1 stem, single or semi-double petals                           |
| 81    | A / B / E  | 1 stem, double, full or very full petals                       |
| 82    | A / B / E  | 1 stem of a Hybrid Rugosa                                      |
| 83    | A / B / E  | 1 stem of a Polyantha  |
| 84    | A / B / E  | 1 stem of a Hybrid Musk  |
| 85    | E / G / H  | 3 stems, single or semi-double petals, 1 or more varieties     |
| 86    | E / G / H  | 3 stems, double, full or very full petals, 1 or more varieties |
| 87    | E / G / H  | 3 sprays, 3 different varieties                                |

| Class | Sugg. Vase | Description: David Austin Roses<br><i>Not shrub roses</i> |
|-------|------------|---|
| 90    | A          | 1 decorative bloom  |
| 91    | A / E      | 1 spray   |
| 92    | A          | 1 stem, single or semi-double petals                      |
| 93    | A          | 1 stem, double, full or very full petals                  |
| 94    | A / E      | 3 decorative blooms, 1 or more varieties                  |
| 95    | B / G      | 3 sprays, 1 or 2 varieties                                |
| 96    | B / G      | 3 sprays, 3 different varieties                           |

| Class | Sugg. Vase | Description: Old Garden Roses<br>***Please write year of introduction on entry tag for OGRs*** |
|-------|------------|--|
| 100   | A / B      | 1 stem - Species   |
| 101   | A / B      | 1 stem - Gallica   |
| 102   | A / B      | 1 stem - Damask or Autumn Damask   |
| 103   | A / B      | 1 stem - Centifolia  |
| 104   | A / B      | 1 stem - Alba  |
| 105   | A / B      | 1 stem - Moss  |
| 106   | A / B      | 1 stem - China   |

|     |       |  |
|-----|-------|--|
| 107 | A / B | 1 stem - Portland                        |
| 108 | A / B | 1 stem - Bourbon                         |
| 109 | A / B | 1 stem - Tea or Noisette                 |
| 110 | A / B | 1 stem - Hybrid Perpetual                |
| 111 | A / B | 1 stem - any other OGR                   |
| 112 | A / E | 3 decorative blooms, 1 variety           |
| 113 | A / E | 3 decorative blooms, 2 or more varieties |
| 114 | A / E | 3 sprays, 1 variety                      |
| 115 | A / E | 3 sprays, 2 or more varieties            |

| <b>“O CANADA” CLASSES</b>  |            |   |
|--|------------|---|
| Class  | Sugg. Vase | Description: <b>Brad Jalbert &amp; Canadian Hybridized Roses</b>  |
| To honour our world-renowned rose breeder and life-time VRS member, Brad Jalbert of Select Roses, and to recognize all Canadian breeders – e.g. Mander, Morden, Explorer, Parkland, Artist series. <i>Select Roses is sponsoring the Best in Show winner of these classes.</i> |            |   |
| 120  | A          | 1 exhibition or decorative bloom hybridized by Brad Jalbert, whether or not it is registered or in commerce |
| 121  | A          | 1 spray of a rose hybridized by Brad Jalbert, whether or not it is registered or in commerce                |
| 122  | A          | 1 exhibition or decorative bloom of a Canadian bred, named rose, <i>except Jalbert roses</i>                |
| 123  | A          | 1 spray of a Canadian bred, named rose, <i>except Jalbert roses</i>   |

| Class | Vase  | Description: <b>Grandifloras</b>         |
|-------|-------|--|
| 130   | A     | 1 exhibition bloom                       |
| 131   | A / E | 1 decorative bloom                       |
| 132   | A / E | 1 spray                                  |
| 133   | E     | 3 stems, any colour, 1 or more varieties |

| Class | Sugg. Vase | Description: <b>Floribundas – Sprays</b>                |
|-------|------------|---|
| 140   | A          | 1 spray – red, white or near white and their blends     |
| 141   | A          | 1 spray - yellow or pink and their blends               |
| 142   | A          | 1 spray - mauve, apricot or all orange and their blends |
| 143   | A          | 1 spray - single or semi-double variety                 |
| 144   | E / G / H  | 3 sprays – 1 or 2 varieties                             |
| 145   | E / G / H  | 3 sprays - 3 different varieties                        |

| Class | Vase | Description: <b>Floribundas - Miscellaneous Classes</b>   |
|-------|------|---|
| 146   | A    | 1 exhibition bloom  |
| 147   | A    | 1 decorative bloom  |
| 148   | E    | <b>Janet A. Wood Challenge</b> - 3 sprays: floribunda, shrub, Austin or any combinations, any colours of orange, orange pink, orange red, apricot or their blends |

## Photography Classes: Rules and Regulations

- Photos must be taken by the Exhibitor within the last 3 years.
- Photographs entered in a previous VRS show may not be entered in this show.
- **Entries are limited to 3 photographs per class per Exhibitor.**
- **NEW** - Photographs must be **5" x 7" in size** and then taped to a mat (*not framed*). *Inexpensive mats can be found at dollar stores or use white or coloured paper cut out to create a mat.*
- The roses in the photograph should be named on the entry tag, if possible, but will not affect judging.
- Images created by Generative Artificial Intelligence, which produces new content as opposed to manipulating content you created with your camera or phone, are **not permitted**.
- The name of the Exhibitor must **not** appear on the face of the photograph or on its mat. **Presence of a name will cause the entry to be disqualified.**
- Exhibitors must label their photographs **on the back** with their name and indicate the 'TOP' of the photo so that it will be placed in the correct direction.
- Ribbons will be awarded for 1<sup>st</sup>, 2<sup>nd</sup> and 3<sup>rd</sup> winners in each class and a Rosette and Gift Certificate will be given for the best overall entry.
- Photographs must remain in place until the close of the show.
- Scale of points for rose photography: **Total 100 points**

|                         |           |
|-------------------------|-----------|
| Perfection of Bloom(s)  | 30 points |
| Photographic Excellence | 30 points |
| Composition             | 30 points |
| Colour Fidelity         | 10 points |

| Class | Description: Photography  |
|-------|---|
| PH1   | One close-up shot of an exhibition bloom, any variety.  |
| PH2   | One close-up shot of a decorative ( <i>ie not exhibition stage</i> ) bloom, any variety ( <i>can be single or multi-petalled</i> ).   |
| PH3   | One spray ( <i>2 or more blooms open</i> ) of any kind of rose, shot either close-up, as a full stem or on a bush.  |
| PH4   | An artistic or creative rendition featuring a rose, roses or a rose garden, using techniques such as multiple exposure, motion blur, Photoshop, filters or other apps. ( <i>Images created by Generative AI are not permitted</i> ) |
| PH5   | One or more rose bushes in one shot.  |
| PH6   | A vase of roses - can include other flowers and greenery.   |
| PH7   | A shot of a garden that includes mainly roses.  |

## Awards for Vancouver Rose Society Rose Show

Rosettes and \$50 Gift Certificates will be awarded this year. All ribbons may be picked up on Sunday at 4:30 pm. Gift Certificates may be obtained by Show Chair throughout the day on Sunday. Trophies will be engraved and handed out at our July General Meeting. All trophies are awarded for two years until they are returned prior to our next rose show.

1. **Best Rose In Show** – Single stem Hybrid Tea - Classes 40 and 50 to 54 – Large Rosette, **Gift Certificate** and V.R.S. Challenge Trophy
2. **Best in Show: The Dowager Queen**, Best Old Garden Rose introduced *before* 1867 – Classes 42 and 100 to 111 – Large Rosette, **Gift Certificate** and V.R.S. Perpetual Trophy
3. **Best in Show: The Victorian Award**, Best Old Garden Rose introduced in 1867 or after – Classes 42 and 100 to 111 – Large Rosette, **Gift Certificate** and Peter Beales Victorian Award
4. **Best White Rose** – Classes 50 & 40 (if winner is White) – Rosette
5. **Best Mauve Rose** – Classes 50 & 40 (if winner is Mauve) – Rosette
6. **Best Yellow Rose** – Classes 51 & 40 (if winner is Yellow) – Rosette
7. **Best Red Rose** – Classes 52 & 40 (if winner is Red) – Rosette
8. **Best Pink Rose** – Classes 53 & 40 (if winner is Pink) – Rosette
9. **Best Orange/Apricot/Russet Rose** – Classes 54 & 40 (if winner is Orange/Apricot/Russet) – Rosette

10. **Best Spray Floribunda** – Classes 41 (if a floribunda) and 140 to 143 – Rosette
  11. **Best Stem Grandiflora** – Classes 130 to 132 – Rosette
  12. **Best Stem Shrub Rose** (excluding Austins) – Classes 80 to 84 and 41 (if winner is a Shrub) – Rosette
  13. **Best Stem David Austin Rose** – Classes 90 to 93 and 41 (if winner is an Austin) – Rosette
  14. **Best Stem Large Flowered Climber or Rambling Rose** – Classes 70 & 72 – Rosette
15. **Best in Show: Single Stem/Spray** – from BIS single stem/spray Floribunda, Grandiflora, Shrub, Austin, Large Flowered Climber/Rambler – Rosette, **Gift Certificate**
16. **Best Exhibition Bloom of a Miniature/Miniflora Rose** – Class 30 –Rosette
  17. **Best Spray of a Miniature/Miniflora Rose** – Classes 32 to 34 – Rosette
  18. **Best Multi-Stem Exhibit Miniature or Miniflora Rose** – Classes 31, 35, 38 – Rosette and Janet Henry Trophy
19. **Best Novice Exhibit** – Classes 40 to 42 – Rosette and **Gift Certificate**
20. **Best Bowl or Basket** – Classes 1 to 5 – Rosette, **Gift Certificate**, and Archie Selwood Memorial Tray
21. **Best Garden Bouquet** – Classes 6 to 11 – Rosette
  22. **Best Special Display Classes** – Classes 20 to 24 – Rosette
23. **Best in Show: Garden Bouquet or Special Display** – from BIS Garden Bouquet and Special Display winners – Rosette, **Gift Certificate** and Finlay-Viney-Wood Trophy
24. **Joan Yeomans Challenge** – Class 58 - 3 exhibition blooms/red, pink, yellow – Rosette
  25. **Janet A. Wood Challenge** – Class 148 - 3 sprays floribunda, shrub, Austin or any combo, orange tones – Rosette
26. **Best 3 Exhibition Blooms Hybrid Tea** – Classes 56, 57, 58– Rosette
  27. **Best 3 Sprays Floribunda** – Classes 144-145 – Rosette
  28. **Best 3 Stems Shrub Rose** (excluding Austins) – Classes 85 to 87 – Rosette
  29. **Best 3 Stems David Austin Rose** – Classes 94 to 96 – Rosette
  30. **Best 3 Stems Grandiflora** – Class 133 - Rosette
  31. **Best 3 Stems OGR** – Classes 112 to 115 – Rosette
  32. **Best 3 Stems Climbers/Ramblers** – Classes 71, 73 - Rosette
33. **Best in Show: 3 Stems** – from BIS 3 stems HT, Floribunda, Shrub, Austin, Gr, OGR, LFC/Rambler – Rosette, **Gift Certificate** and Joan Yeomans Trophy
34. **Most Fragrant Rose in Show** – Classes 15 to 17 – Rosette
  35. **Best Photograph in Show** – Classes PH1 to PH7 – Rosette, **Gift Certificate**
  36. **Best Bloom Progression** – Classes 39, 63 – Rosette
  37. **Best Brad Jalbert Rose** - Classes 120, 121 - Rosette
  38. **Best Canadian-bred Rose** – Classes 122,123 – Rosette
39. **Best in Show: “Canadian” Rose** – from BIS Jalbert or Canadian rose winners – Rosette, **Gift Certificate donated by Select Roses**



Please follow us on **Instagram** and **Facebook**

<https://www.instagram.com/vancouverrosesociety/>

<https://www.facebook.com/profile.php?id=100066745784803>

Also, join our 'Metro Vancouver, BC Rose Enthusiasts' group at <https://www.facebook.com/groups/283860336726030>