


# Great Basin Basketmakers

Continuing 10,000 Years of Basket Arts



## Newsletter

**October 2024**  
**Volume 38 Number 9**

**Edited by**  
**Karen Olson**

[www.greatbasinbasketmakers.org](http://www.greatbasinbasketmakers.org)

# ZOOM

**October 3, 2024**  
**10 am—3 pm**  
**Sparks Masonic Center**



General meeting will start at 10:00 am, followed by show and tell, and lunch. For our afternoon program Karen Olson will teach a round reed garlic basket. Bring scissors, spray bottle, and a small awl.

There are still a couple of openings for the St Mary's Workshop with Cael Chappell, October 8-10, 2024. Contact Sue Ann Monteleone or Karen Olson for more Information. This workshop is designed for all levels of weaving experience, from beginners to advanced levels.

Winter Newsletter Editor:  
Sue Ann Monteleone  
[samonte@charter.net](mailto:samonte@charter.net)  
Please submit articles for the  
Winter newsletter by  
October 12



## October 2024

**October is upon us and only 3 months remain in 2024. There will be holidays to celebrate at the end of each month. Halloween and Nevada Day in October and in November turkey day and a long weekend to gather with family and friends. In December, we start planning for end of year celebrations to greet 2025.**

**I hope you take time for reflection on 2024 during these months and particularly GBB. What have you enjoyed?**

**Memorial highlights of 2024?**

**Look at the baskets and projects you have made, even those that might not be competed.**

**Did you learn new techniques or those previously known, but forgotten? What new helpful hints that you have used?**

**GBB will start planning for 2025 at the October meeting and need to hear your ideas. Be part of the planning.**

**Consult your basket books or search the computer for ideas.**

**Do you see techniques you want to know how to incorporate in a project?**

**Bookmark them. Take pictures to share.**

**Would you like to teach a class? If so, share a sample.**

**Bring your ideas and samples to the October meeting.**

**If you can't attend, send a text or phone me with your ideas.**

**I look forward to seeing you and having a lively conversation.**

**Betty Hulse, president**

As we begin the planning process for next year's classes and programs please take a moment to review the policies for our monthly classes.

Great Basin Basketmakers has been gifted with some incredibly talented and dedicated members who graciously guide the rest of us in so many different basketmaking techniques and skills. In consideration of the quantity of time and thought that they put into teaching each of the classes, we wanted to remind the members that there a couple of "Policies and Procedures" that we need to follow:

- **Policy I:** In order for instructors to have time to prepare class materials, members are requested to sign up and pay for classes in advance. You may sign up for classes during guild meetings or contact the instructors personally.
- **Policy II:** Students are asked to arrive before class begins. If a student is late, time permitting, the instructor will catch them up. If students are not able to attend, arrangements need to be made with the instructor. It is up to the instructor's discretion whether or not to refund any or all fees

**Tule Treasure Pouch**  
**October 17, 2024**  
**Instructor: Nettie Fox**  
**9:30 am—3:00 pm**  
**Sparks Masonic Center**

This little pouch is woven over a mold with tule and waxed linen, then attached to a leather strap. You can design your own pattern. If you have waxed linen, yarns and beads that you would like to add, feel free to bring them. The pouch is finished with a folded rim border.

Class fee: \$30 member/\$40 non-member  
Materials fee: \$15

Sign-ups at the October meeting or contact Nettie Fox at [keepitwild@gmail.com](mailto:keepitwild@gmail.com) for more information. Make checks out to Nettie Fox for the total amount at the time of sign-ups.




**TIDBITS FROM THE THREE AMIGAS TRIP TO NEW MEXICO**



Stopped in Winslow, Arizona for lunch and checked out the world's largest single loom Navajo rug, the Hubbell-Joe Rug. The 21'4" x 32'7" masterpiece took Dine artist, Julia Joe and her family 5 years to create. This included shearing hundreds of Navajo Churro sheep, washing, carding, dyeing, and spinning the wool, and spending from "sunup to midnight" at the custom-made loom. The rug is being showcased at the old 1930 train depot behind the La Posada Hotel in Winslow.

And NO we did not stand on the corner in Winslow, Arizona. We spent too much time exploring and needed to move on.





Karen Olson got this nice Hopi twill plaited yucca sifting basket at the Northern Arizona Museum. Samantha, a museum staff person, told us about how she collects the yucca leaves. She uses a narrow leaf yucca that her partner digs the base of the plant out. They collect plants selectively, but don't collect in the same field each year. The leaves are then separated and dried.

This little Hopi basket woven by Barbie Burton is made with dyed yucca leaves. The sifter basket is often a wedding gift and is used for cleaning corn kernels.



**Underside of basket**



**Narrow Leaf Yucca**

Right: Baskets from Arizona and New Mexico at the Hubbell Trading Post.

Below: Yucca sandals at the Canyon de Chelly visitor's center.





Here we are in Gallup, New Mexico attending a seven day workshop weaving a Navajo style rug. The workshop was not only weaving, but a historical education and appreciation of the art of Navajo weaving. We traveled around the Navajo Nation visiting traders, touring Canyon de Chelly, experiencing wool preparation from shearing to dyeing.

Mary Walker, owner of Weaving in Beauty, introduced us to so many of her friends and aspects of the Navajo world of rug weaving. It was a great week making new friends and gaining a deep appreciation for Navajo rugs. "You will never look at a Navajo rug the same way" says Mary.

Mark Winter and Mary Walker looking at a Two Grey Hills rug



Mark and Mary displaying a tapestry style rug with has over 100 threads per inch. It's so fine it's translucent.

NAVAJO



Nikyle Begay shearing one of his Navajo churro sheep. Her first shearing.



Nettie and Mary surveying a Third Phase Chief Blanket.

Sue Ann with her loom.



Nettie at her loom

**Sept 5, 2024,**

GBB General Meeting Minutes submitted by Sandy Zoerner. Regular meeting at Sparks Masonic Center. The meeting was called to order at 10:05 am by Betty Hulse. Today's meeting was in person and zoom with 16 attendees in person and 2 on zoom.

Prior minutes approved. Treasurer's report by Karen Olson. We currently have \$12,000+ but October special workshop expenses have not been paid yet. There are still a few vacancies for the workshop and the signup sheet is available.

For today's program Victoria James is showing us a unique technique in making a rope whisk broom.

Instructions and material fee \$10. Next month's program on Oct. 3 will be a garlic basket taught by

Karen Olson. November 7 will be a wire medallion taught by April & Karen.

Workshops include: September 19 with Bonnie teaching a small basket with Japanese start and using a 5-rod wale. Cost \$40. On Oct 17, Nettie will be teaching a waxed linen & tule open weave basket.

We will be having our planning meeting next month. Check your books and look for projects you would like to work on. What materials or techniques would you like to see? A brief discussion by members provided a few ideas on what we should pursue next year.

There were a number of beautiful baskets shared during Show and Tell and stories from what we did over the summer. Sandy shared some photos from the Balloon Races she attended and was remarking on the various designs and techniques used in the baskets. More research to ensue.

Raffle, lunch, and then we began our rope whisk project.



Our class with instructor, Jennie Slick. We all finished our small Navajo weavings. Left to right: Jennifer, Colorado; Suzie, San Diego; Jennie; Nettie, Sue Ann, and Karen.

### **The GBB Facebook page**

is a platform for members and interested folks to share their love of basketry by sharing photos of their projects. It is also to share upcoming events including workshops, classes, meetings, and exhibits that would be of interest to GBB members and the public.

It is meant to be an encouraging, supportive, positive and safe place for all to use and enjoy. Please submit photos, news, events, etc. to [GBBFBpage@gmail.com](mailto:GBBFBpage@gmail.com)

Peggy Camp has agreed to manage the Facebook page.



## 2024 Officers and Committee Members

President: Betty Hulse  
 Vice President : Vacant  
 Guild Secretary: Vacant  
 Treasurer: Karen Olson  
 Membership: Betty Hulse

Board Chair: Trisha Work  
 Board At Large: Nettie Fox  
 Board At Large: Jennifer Jay  
 Board At Large: Sue Ann Monteleone  
 Board At Large: Lorrie Moore

Committees: Library: Lorrie Moore; Special Workshops: Sue Ann Monteleone; Exhibits & Shows;; Grants: Betty Hulse, Karen Olson; Raffle: Lorrie Moore; Website: Jennifer Jay; Newsletter Editors: Sue Ann Monteleone, Karen Olson.

If you are able to volunteer your service to help out GBB in any way, please contact Betty Hulse at 775-747-5794 or email to [betty.hulse5@yahoo.com](mailto:betty.hulse5@yahoo.com)

**Consolidated Thread Mills** Located Fall River, MA [www.consolidatedthreadmills.com](http://www.consolidatedthreadmills.com) 508-672-0032  
 Good source artificial sinew, waxed linen and craft cords. Call for pricing.

**Royalwood Ltd** Located Mansfield, OH [www.royalwoodltd.com](http://www.royalwoodltd.com) 800-526-1630  
 Books, patterns, weaving materials, reed, waxed linen, caning supplies, shaker tape, Spend \$100.00 or more and qualify for wholesale prices.

**The Caning Shop** 926 Gilman St, Berkeley, CA 94710 [www.caning.com](http://www.caning.com) 800-544-3373  
 Your source for caning, basketry and gourd crafting supplies, tools, and books.

**V. I. Reed and Cane, Inc** Located in Omaha NE [www.basketweaving.com](http://www.basketweaving.com) 800-852-0025  
 Reed, tools, caning, books and kits. Good quality of reed.

### ***Great Basin Basketmakers Membership Application/Renewal***

**Annual Membership Dues:**

Electronic newsletter recipients: ☐ Individual: \$25/year (\$10 additional/year for family membership)  
 Hard Copy newsletter recipients: ☐ Individual: \$35/year (\$10 additional/year for family membership)

Date \_\_\_\_\_ Amount: \$ \_\_\_\_\_ New \_\_\_\_\_ Renewal \_\_\_\_\_

Name \_\_\_\_\_

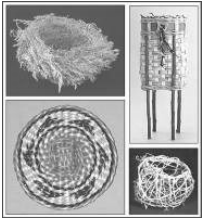
Address \_\_\_\_\_

City \_\_\_\_\_ State \_\_\_\_\_ Zip \_\_\_\_\_

Telephone (\_\_\_\_\_) \_\_\_\_\_ Email \_\_\_\_\_

*Send this completed form and check payable to Great Basin Basketmakers and mail to:*

**Great Basin Basketmakers  
 PMB 293  
 8175 S. Virginia St. #850  
 Reno, Nevada 89511**



**Great Basin Basketmakers**  
PMB 293  
8175 S. Virginia St. #850  
Reno, NV 89511



## **Great Basin Basketmakers** Established January 1987

Meetings the first Thursday of each month at Sparks Masonic Center located at 2425 Pyramid Way, Sparks, NV. Our new hours for meetings are 10 AM for our business meeting, followed by show and tell,, then a mini workshop. All are welcome and we will be providing ZOOM access for those members who can't attend the meeting.

Membership dues for Great Basin Basketmakers are \$25 per yr, \$10 extra per yr. for family membership (living at the same address), \$10 extra for a mailed newsletter. Membership includes monthly newsletter, access to large library and reduced workshop rates. Dues are to be paid annually in January.

Please direct address, email changes, membership dues, and requests for membership to:

GBB  
PMB 293  
8175 S. Virginia St. #850  
Reno NV 89511

Questions regarding workshops, events, etc. may be directed to our email at [gbreno@gmail.com](mailto:gbreno@gmail.com) or check our website at: [www.greatbasinbasketmakers.org](http://www.greatbasinbasketmakers.org).

If you would like to submit to GBBs Facebook page please send to [GBBFBpage@gmail.com](mailto:GBBFBpage@gmail.com)

## **Our Mission Statement**

The main focus of the Great Basin Basketmakers is to make baskets, to learn everything possible about the tradition and techniques of basketry and to pass this knowledge along to others.

