

Town Of Limerick
Inspection Service Agreement

Between
The Town of Limerick and Limerick Water District For The Deepvale Project

Dated:

This Inspection Service Agreement is dated this 30th day of 2026 in the town of Limerick, State of Maine by and between Limerick Water District, hereinafter referred to as "Inspector" and the Town of Limerick.

This is an acknowledgement the parties agree as follows:

1. **Scope of work.** The inspector shall perform all services described below for the compensation set in the amount of \$46.00 per hour with the total amount not to exceed twenty-five thousand dollars (\$25,000.00)
2. **Term.** This agreement shall be effective upon its execution by the Inspector and by the Town of Limerick. All services whenever performed shall be deemed performed under this Agreement, and all compensation paid to the Inspector on account of services performed shall be deemed as payments of the compensation.
3. **Standard of Performance.** The performance of the services will conform to the standard of practice of a professional that specializes in performing professional services of the nature and complexity of the services.

Scope of Work

PARIAL LIST OF INSPECTION FOR LIMERICK CDBG PROJECT

Things to Record


1. Quantities delivered, installed and tested – daily
2. Sewer manhole inverts and pipe slopes
3. Sewer testing results
4. Manhole testing results
5. Water main and service flushing
6. Water main pressure testing results
7. Water main bacteria sampling results
8. Ledge encountered and measurements of quantity (if any)
9. Supplemental materials to replace any unsuitable excavated material
10. Using torque wrenches where required (megalugs, etc.)
11. Pictures of all installed materials
12. Pictures showing made in USA on components installed
13. HDPE test fusing results
14. Check saddles for leaks
15. Check services for leaks
16. Swing ties for curb stops and sewer connections at property lines
17. Depth of water main and services
18. Location of thrust blocks

19. CDBG employee wage interviews
20. Pavement tonnage
21. Keep track of pavement pay widths
22. Inventory of private service line materials
23. Inventory of stockpiled materials if Contractor requests payment for stored materials
24. Contractors' equipment and crew on-site – daily
25. Hours worked, start to finish
26. Location of any unknown existing utilities – do not cap existing lines unless you know they are abandoned. There may be cellar drains that are tied to the sewer. There is no storm drain on this street so if you find drains, they will either need to be reconnected back to the new sewer (not ideal) or a French drain needs to be installed
27. Write it all down in a daily log, sign and date

Other Items


1. Familiarize yourself with the Contract requirements and make sure they are being followed
2. If complaints can't be handled in the field, have complainant fill out a written complaint.
3. Keep an eye out for unsafe work practices – signage, trench boxes personal protective gear
4. Make sure traffic control is up to standards
5. Make sure proper erosion control is practiced
6. Make sure trenches are properly compacted
7. Make sure job site is left safe overnight and weekends
8. Make sure contractor keeps up with clean up
9. Report any contaminated soil immediately to DEP
10. Provide list of pay items completed to Dirigo on the Friday before pay application meetings
11. Attend pay application meetings
12. Issue field orders for minor changes, work with Contractor on pricing any change orders needed
13. Inform district if any contamination of water occurs – District will need to issue boil water order.
14. Make sure required signs and posters are on site
15. Wear a hard hat, safety toe shoes, reflective vest. Use eye protection when required
16. E-mail daily logs to rick@dirigoeng.com at end of every week
17. Call the engineer if you have issues that require assistance



Note: this is a partial list and may not be totally inclusive. The inspector will need to record any other items that are pertinent to the work as they occur.

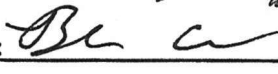
Inspector Signature: 

Date: 04/01/2026

Inhabitants of the Town of Limerick:

Howard Burnham: _____ Lori Harmon: 

Gerald Gilpatrick:  Wade Andrews: 

Brady Connors:  DATE: 3/30/2026

Town Of Limerick
Inspection Service Agreement
Between

The Town of Limerick and Limerick Water District For The Deepvale Project

Dated:

This Inspection Service Agreement is dated this _____ day of _____ in the town of Limerick, State of Maine by and between _____ Limerick Water District _____, hereinafter referred to as "Inspector" and the Town of Limerick.

This is an acknowledgement the parties agree as follows:

1. **Scope of work.** The inspector shall perform all services described below for the compensation set in the amount of \$46.00 per hour with the total amount not to exceed twenty-five thousand dollars (\$25,000.00)
2. **Term.** This agreement shall be effective upon its execution by the Inspector and by the Town of Limerick. All services whenever performed shall be deemed performed under this Agreement, and all compensation paid to the Inspector on account of services performed shall be deemed as payments of the compensation.
3. **Standard of Performance.** The performance of the services will conform to the standard of practice of a professional that specializes in performing professional services of the nature and complexity of the services.

Scope of Work

PARIAL LIST OF INSPECTION FOR LIMERICK CDBG PROJECT

Things to Record

1. Quantities delivered, installed and tested – daily
2. Sewer manhole inverts and pipe slopes
3. Sewer testing results
4. Manhole testing results
5. Water main and service flushing
6. Water main pressure testing results
7. Water main bacteria sampling results
8. Ledge encountered and measurements of quantity (if any)
9. Supplemental materials to replace any unsuitable excavated material
10. Using torque wrenches where required (megalugs, etc.)
11. Pictures of all installed materials
12. Pictures showing made in USA on components installed
13. HDPE test fusing results
14. Check saddles for leaks
15. Check services for leaks
16. Swing ties for curb stops and sewer connections at property lines
17. Depth of water main and services
18. Location of thrust blocks

19. CDBG employee wage interviews
20. Pavement tonnage
21. Keep track of pavement pay widths
22. Inventory of private service line materials
23. Inventory of stockpiled materials if Contractor requests payment for stored materials
24. Contractors' equipment and crew on-site – daily
25. Hours worked, start to finish
26. Location of any unknown existing utilities – do not cap existing lines unless you know they are abandoned. There may be cellar drains that are tied to the sewer. There is no storm drain on this street so if you find drains, they will either need to be reconnected back to the new sewer (not ideal) or a French drain needs to be installed
27. Write it all down in a daily log, sign and date

Other Items

1. Familiarize yourself with the Contract requirements and make sure they are being followed
2. If complaints can't be handled in the field, have complainant fill out a written complaint.
3. Keep an eye out for unsafe work practices – signage, trench boxes personal protective gear
4. Make sure traffic control is up to standards
5. Make sure proper erosion control is practiced
6. Make sure trenches are properly compacted
7. Make sure job site is left safe overnight and weekends
8. Make sure contractor keeps up with clean up
9. Report any contaminated soil immediately to DEP
10. Provide list of pay items completed to Dirigo on the Friday before pay application meetings
11. Attend pay application meetings
12. Issue field orders for minor changes, work with Contractor on pricing any change orders needed
13. Inform district if any contamination of water occurs – District will need to issue boil water order.
14. Make sure required signs and posters are on site
15. Wear a hard hat, safety toe shoes, reflective vest. Use eye protection when required
16. E-mail daily logs to rick@dirigoeng.com at end of every week
17. Call the engineer if you have issues that require assistance

Note: this is a partial list and may not be totally inclusive. The inspector will need to record any other items that are pertinent to the work as they occur.

Inspector Signature:

Date: 

3-28-2026

Inhabitants of the Town of Limerick:



Date: 3-28-26