




DEDICATED PEOPLE ~ SUPERIOR PRODUCTS

A FULL LINE OF
LOADING DOCK & MATERIALS HANDLING SYSTEMS



Available Through TotalStorageSolutions.net

DEDICATED PEOPLE SUPERIOR PRODUCTS




INNOVATION

You can't patent innovation, but you can patent the technologies that result. If it makes a product safer, more durable or more functional, we're probably already working on it.




EXPERIENCE

Our hands-on management style results in an experienced organization that cares about its products and the customers who rely on them.



COMMITMENT

Our investments in engineering, automation, sales support and industry related acquisitions prove we're in for the long haul.



QUALITY

More steel, more welds and more features go into every NORDOCK® product.



Our 'Guaranteed to Outperform' promise is your assurance that the products you buy will offer the lowest lifetime cost of ownership.


NORDOCK® AIR POWERED DOCK LEVELERS

THE EVOLUTION OF AIR BAG TECHNOLOGY

NORDOCK® advances loading dock efficiency with patented 'NEXT GENERATION-AIR™' technology that is truly revolutionary. AIRDOCK® levelers are easy to install, operated by push button, and come with unmatched strength, standard features and comprehensive 20-Year hinge and 10-Year structural warranties that set a higher standard of excellence.



AIRDOCK® SUPER-DUTY™ SERIES

With 60,000 pound capacity, Model SA is the toughest air powered leveler ever built.



CONSTRUCTOR SERIES AIRDOCK® LEVELER

Model CA is a convenient, affordable and environmentally conscious solution with performance in mind. This leveler is powered by low pressure air and patented lifting system and is controlled by a push of a button.

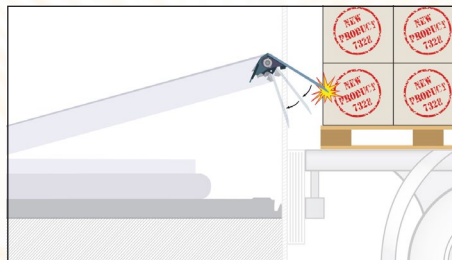


MODEL AD AIR-POWERED DOCK LEVELER WITH PATENTED NEXT-GENERATION-AIR™ TECHNOLOGY

Fully protected, SINGLE-CHAMBER™ balanced air bag activation system with full access for inspection of deck. **5-Year Warranty on bag and blower.**

YIELDABLE AUTO-DESCENT LIP™ EXTENSION

The Auto-Descent Y-LIP™ yields to protect cargo and extension mechanism.




PULL ACTION™ LIFTING SYSTEM

The patented PULL-ACTION™ lifting system maximizes efficiency by using the entire power of the bag to lift the deck.



PROTECTED SINGLE-CHAMBER™ BALANCED AIR BAG DESIGN

The superior bag design was tested to over ten times working pressure and is completely hidden and protected over 99% of the time. Accessible fan motor and filter from drive with no special tools.




NORDOCK® HYDRAULIC DOCK LEVELERS

NORDOCK®

NO COMPROMISE CONSTRUCTION FOR SMOOTH EASY OPERATION

NORDOCK® hydraulic levelers are the ultimate in strength, convenience and day-to-day reliability. The power unit is a frame mounted integral assembly fully tested and oil filled. The motor is a totally enclosed non-ventilated type available in all voltages. Regenerative hydraulic cylinders are a heavy-duty design with polished chrome rods, guide bearings and high-pressure seals. Industry leading warranties including 20-Year front and rear hinge, 10-Year structural and 5-Year hydraulic.




SUPER-DUTY™ SERIES

The Model SD fully hydraulic levelers are built to handle the really tough applications found in the paper, steel and heavy manufacturing industries. Available up to 160,000 pounds capacity.



DUAL-DUTY™ SERIES

Model ND patented hydraulic system utilizes a single hydraulic cylinder to lift the deck and lip.



HEAVY-DUTY™ SERIES.

A full featured hydraulic dock leveler with hydraulic powered deck and lip functions controlled by a single push button. Available in capacities of 25,000 to 50,000 pounds.




BARRIER™ SERIES

The Model NB hydraulic levelers with stay-put safety barrier lip is available in 30,000 to 160,000 pound capacities.

STAY-PUT SAFETY BARRIER LIP

Prevents accidental fall off of dock and is available on air and hydraulic powered levelers.



CONSTRUCTOR™ SERIES HYDRAULIC LEVELER

The Model CH with push button efficiency delivers an ergonomic solution with patented dual function hydraulics and fewer parts than any other dock leveler.

CLIMATE CONTROL LEVELERS

TELESCOPING-LIP™ LEVELER

An energy efficient alternative to vertical storing levelers. The TELESCOPING-LIP™ dock leveler fully retracts so the insulated dock doors can store against the pit floor. The telescoping lip allows for precise positioning onto the trailer bed for safer, more efficient loading and prevention of product and forklift damage.



INCREASE FLOOR SPACE

Storing horizontal saves money by eliminating the need for costly bollards, conduits, stanchions and opens up valuable floor space.




MODEL NVTL VERTICAL STORING TELESCOPING-LIP™

Patented design eliminates end load interference issues and provides superior sealing with the exclusive BUMPER-TO-BUMPER™ fourth side closure.

VERTICAL MAINTENANCE MODE

The TLH Series opens to full vertical mode for routine maintenance and easy pit clean-out.



BUMPER-TO-BUMPER™

Pit Seal is removable for convenient clean-up.

SUPERIOR SEALING

ATL restraint, inflatable header seal, and steel face bumpers.



MODEL NV COLDSTORAGE™ HYDRAULIC VERTICAL STORING DOCK LEVELER

The COLDSTORAGE™ Series of vertical storing dock levelers provides maximum energy efficiency, cleanliness, and are ideal for climate controlled facilities in the food, beverage and pharmaceutical industries.





DOCK LEVELERS


THE SMOOTHEST TRANSITION FROM THE TRUCK BED TO THE LOADING DOCK

The FLEX-LIP® is controlled by a revolutionary parallelogram linkage system that extends the lip automatically as the leveler deck deploys, and maintains the lip horizontal in all positions, even when below dock loading.

The FLEX-LIP® reduces the risk of grounding low clearance pallet truck and forklifts saving on equipment maintenance, fragile goods damage and personnel injuries. Models include 20-Year front and rear hinge, 10-Year structural.

PATENTED PARALLELOGRAM LINKAGE SYSTEM

Designed to provide level loading throughout its entire working range.




EXCLUSIVE LEVELER LIP OPERATION

The level lip provides level loading for all heights of trailers, even when below dock loading.

MODEL ADF FLEX-LIP® AIR-POWERED LEVELER

The ADF air powered dock leveler with patented 'Next Generation Air™' technology.




REDUCES DAMAGE TO GOODS, PERSONNEL AND EQUIPMENT

The FLEX-LIP® levelers reduce the impact forces resulting in less personnel injury, less damage to goods while extending the life of fork and pallet truck components.



MODEL SHF HYDRAULIC POWERED LEVELER

Features include a heavy-duty lift and lip cylinders, totally enclosed power unit and smooth transition rear hinge.



FLEX BARRIER SERIES

The exclusive FLEX-BARRIER™ lip that provides a stay-put lip prevents accidental fall off of dock.




NORDOCK® MECHANICAL DOCK LEVELERS

PROVEN PERFORMANCE ON THE LOADING DOCK

The INDUSTRIAL™ Series mechanical dock levelers are the ultimate in strength, ease of use and reliability. The full yielding easy walk down lip extension, dual pawl center position holdown for precise level storage, easy clean out subframe, 33% dual beam to deck weld pattern, zinc plated full width hinge rods, below dock end load control are all standard value added features.


PATENTED LIP LUG AND HEADER PLATE

The deck plate, lip plate, beam sections and lugs are constructed of minimum 50-55,000 PSI yield material.




INDUSTRIAL™ SERIES MECHANICAL LEVELER

The INDUSTRIAL™ Series Model NM mechanical levelers come with standard features including additional center deck beam, separate lip and deck maintenance struts with lockout ability, 20-Year front and rear hinge warranty, and 10-Year structural warranty. Available in up to 60,000 lb. capacity.



FULL WIDTH REAR HINGE

The continuous rear hinge provides 4" of side-to-side tilt with no pinch point.



CONSTRUCTOR™ SERIES MECHANICAL LEVELER

The Model CM is designed for the construction industry. This dock leveler is affordable yet designed to provide strength and reliability while outperforming other mechanicals in its class with many value added features included as standard.



FIXED REAR HINGE WITH SOLID STEEL SUPPORTS AND FULL WIDTH ROD

The fixed rear hinge provides 4" of side-to-side tilt with no pinch point. The frame has a minimum of six solid steel rear supports, six hinge connections and a full width rear hinge rod.

EDGE MOUNT DOCK LEVELERS

EZ-DOCK™ SERIES LEVELER

The EZ-DOCK™ Series hydraulic powered dock levelers are the smart choice for those who prefer or cannot build a conventional recessed pit in their building. The surface mounted hydraulic design with push button activation provides a safe ergonomic alternative with more service range than edge of dock levelers.



Standard features for all edge mount dock levelers include self-cleaning lip lug style front hinge, zinc plated hinge rods and rear hinge grease fittings.



PUSH BUTTON™ SERIES - EFH HYDRAULIC DOCK LEVELER


Available in capacities up to 80,000 pounds with single push button activation with auto return to dock. Shown with optional steel face bumpers.



LEVER™ SERIES EM MANUAL DOCK LEVELER

The EM Series is available in capacities up to 50,000 pounds and includes molded bumpers, lever activated lip extension and auto return to dock.

SPECIAL APPLICATION DOCK LEVELERS




SBL SERIES HYDRAULIC DOCK LEVELER

Exclusive patented design provides strength, reliability, and increased safety thanks to its automatic positioning sliding barrier-lip that prevents accidental falls off vacant docks. The BARRIER™ SERIES SBL model features full hydraulic powered deck and lip functions controlled by a single push button for easy-to-use operation.

XTRA-WIDE™ SERIES FULL ACCESS HYDRAULIC LEVELER

This unique dock leveler allows full access below floor for wide loads that simply cannot be managed with conventional levelers. The hydraulic powered steel face dock bumpers operate automatically to clear the way as the deck descends. Available with telescoping lips to solve any loading application.



AUTOMATIC SLIDING BARRIER-LIP

6" High Safety Barrier-Lip automatically slides into position when stored. The barrier-lip in the stored position is designed to withstand a 10,000-pound, 4 mph forklift impact without failure.


DURABLE SELF-CLEANING LUG HINGE

Provides maximum load bearing support.



SLIDING DESIGN

Is engineered for superior strength and smooth operation.



TRUCK-LOCK® SERIES VEHICLE RESTRAINTS

IMPROVES DOCK SAFETY WITH A 32,000 LB. RESTRAINING FORCE

TRUCK-LOCK® vehicle restraints are designed to improve dock safety by securing the truck to the loading dock when loading or unloading. The TRUCK-LOCK® series hydraulic restraints are automatically activated with a simple push button control and can secure a truck with a 32,000 pound restraining force with a mounting force in excess of 100,000 pounds.

The HYDRA-FLOAT™ barrier automatically adjusts to various truck heights and maintains position during loading and unloading. The restraints low profile housing stores at only 9" high and raises to 30" to engage the rear impact guard. Comes equipped with inside and outside communication lights and signs.



TRUCK-LOCK® SERIES HYDRAULIC VEHICLE RESTRAINTS

A low profile non-impact design that provides safety, ease of use and reliability at the loading dock. All models include a 5-Year structural warranty.

TRUCK-LOCK® SERIES MECHANICAL VEHICLE RESTRAINT

The MTL Series are an affordable manually operated unit designed to secure the truck at the loading dock.




PUSH BUTTON CONTROL

On automatic models the control panel includes a power unit and control system in a NEMA 12 enclosure. Completely self-contained hydraulic pump and motor in control panel.

DOCK COMMUNICATION

Safety equipment includes flashing red or green inside and outside LED lights, operator instructions and outside mounted sign with forward and reverse lettering for truck driver.



FALL-STOP™ SERIES

The FALL-STOP™ Series of electric and manual barrier gates provide added safety by preventing fall off at the loading dock. The lowered gate prevents forklift trucks from passing through an opening where a dangerous drop may occur.

SMART-HOOK® SERIES VEHICLE RESTRAINT

AUTOMATICALLY ADJUSTS TO
TRAILER HEIGHT FOR SAFE,
EFFICIENT LOADING AND UNLOADING



The SMART-HOOK™ Series vehicle restraint rotating hook vehicle restraint is designed to prevent unscheduled trailer departure, trailer creep and tip-overs.

The AR Series is a premium automatic unit designed to secure a trailer at the loading dock by engaging the rear impact guard with a large rotating hook. The housing automatically adjusts to various truck heights and maintains position with the rear impact guard during loading operations. The housing is stored above ground, free of ice, snow and debris.



AR-10K AUTOMATIC VEHICLE RESTRAINT


- POWER-SAVE™ Unit Provides Full Operational Power to Restraint and Communication Lights for over 24 hrs.
- Rotating Hook Auto-Reset's Once Power is Restored.

SUPERIOR STRENGTH DESIGN

The patented IMPACT-GUARD™ increases front carriage strength by over **ten times** competing designs. Includes 5-Year structural warranty.

MODEL AR-20K AUXILIARY LOCK

The patent pending NO-PINCH™ auxiliary lock secures trailers with rear impact guard obstructions.



SUPERIOR DRIVE SYSTEM

The patented Direct Drive System and Advanced Hook waterproof sensor replace moving parts that fail in competing products. Eliminating these parts substantially reduces maintenance and downtime resulting in a lower cost of ownership. AR models include IP66 rated motor.



CONTROLS

The POWER-SAFE™ battery reserve system supplies extended power to the restraint and communication lights for over 24 hours in the event of a power disruption.

PIT-HOOK™

THE NON-IMPACT INVISIBLE ALTERNATIVE

The PIT-HOOK™ vehicle restraint is recessed under the dock pit offering unobstructed access for hydraulic lift gates and smaller delivery vehicles.



SHUR-LOK™ WHEEL RESTRAINT


The SHUR-LOK™ is a premium automatic surface mounted hydraulic powered vehicle restraint that seeks out and restrains the wheel of the trailer.

WHEEL RESTRAINTS



POSI-CHOCK™ WHEEL RESTRAINT

The POSI-CHOCK™ is a premium automatic restraint designed to secure a trailer at the loading dock by engaging the wheel with a large steel chock.



DOK-CHOCK™ WHEEL RESTRAINT

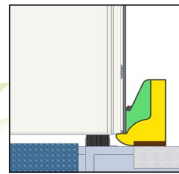
The DOK-CHOCK™ vehicle restraints superior design helps prevent movement and provides synchronized interlock capable communication to both truck driver and dock personnel.

WEARTOUGH® SEALS AND SHELTERS

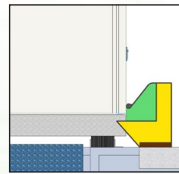


MULTI-SEAL™ COMBINATION DOCK SEAL

Patented design provides a versatile solution combining a compression seal for standard trailers and a secondary wiper seal for trucks offset with steps or tailgates.



Dual
Compression
& Wiper Seal for
Standard Trailers.



Wiper Seal for
Trucks Equipped
With Step or
Tailgate.

WEARTOUGH® Dock Seals and Shelters offer a wide range of products to provide superior weather sealing and durability. Numerous design advantages and quality workmanship features provide solutions for the most demanding and varied applications. Inflatable Shelters are also available for non-impact versatility especially for truck leveler and rail dock applications.



RAINSHIELD™ RS-5000

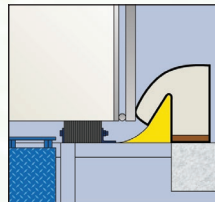
RAINSTOP™ RS-9000

Especially effective with decline approach docks, the patented RAINSTOP™ RS-9000 and RAINSHIELD™ RS-5000 trailer top seals create a safer environment and protect property by diverting water away from the dock seal.



FL SERIES DOCK SEAL

The 'L' shaped polyurethane foam core dock seal features tear resistant fabric and double lock stitched seams for extended life and insulating efficiency.

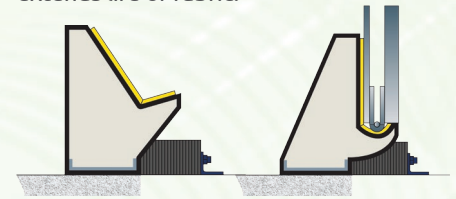


The FL Series seals
compress tight to
the sides of the trailer
while providing
unobstructed access
to the interior.



SEAL-TITE™ VERTICAL GAP SEAL

The Ultimate foam pad sealing design reduces stress on building wall and extends life of fabric.



SEAL-TITE™
unique profile.

Trailer backed
into position.



FC SERIES DOCK SEAL

Provides a tight seal with memory foam side pads and a curtain style header suitable for doors that are higher than the trailers serviced.



FP SERIES DOCK SEAL

Provides effective protection for personnel and cargo while loading and unloading. The memory foam core side and fixed header provides a tight seal.






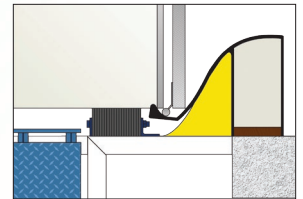
ULTIMA™ ULTIMATE DOCK SHELTER

The MODEL FF-RS9 FOAMFRAME SHELTER is combined with advantages including the RAINSTOP™ Trailer Top Wiper Seal that stops driving wind and rain, TERMINATOR™ GAP-SEAL that wraps around the ends of swing out trailer doors to block the opening and TOUGH-SPLIT™ GUSSETS that relieve the stress and extend the life of the head curtain.


*Exceptional features along with superior fabric and construction combine to keep out inclement weather, dust and insects creating a more productive and safer environment while saving energy costs and increasing security.



TOUGH-SPLIT™ head curtain with wear pleats substantially extends its life by providing relief from the tearing action. Included with the ULTIMA™ and optional with all other shelters.



TERMINATOR™ Gap Seal automatically closes the hinge gap left by swing out trailer doors. Included with the ULTIMA™ and optional with all other shelters.



DS SERIES DOCK SHELTER

DS Series rigid frame dock shelters provides maximum dock protection for a wide range of trailer heights and widths.

COMBINATION SHELTERS



FFI-750 FOAM SIDE INFLATABLE DOCK SHELTER

The FFI-750 is an inflatable header foam-sided shelter providing ultimate protection for personnel and cargo while loading and off-loading trailers.



RF RETRACTAFRAME™ RETRACTABLE FRAME DOCK SHELTER


The versatile RETRACTAFRAME™ shelter is built to yield when hit by an off center trailer preventing shelter and dock wall damage.



FF FOAMFRAME™ DOCK SHELTER


The FOAMFRAME™ Series Dock Shelter features memory core foam sides that eliminate damage due to off-center loading. The vertical curtains, with stiffeners, provide a maximum weathertight seal.

INFLATABLE SHELTERS



IS-950 SERIES DOCK SHELTER

The IS-950 Series Inflatable Dock Shelter pushes tight against the side and the top of the trailer to keep out inclement weather.



BOXCAR™ SERIES INFLATABLE RAIL SHELTERS IR-700

Improves safety & productivity while reducing costs by providing protection from inclement weather, dirt & insects while saving energy. High-tear abrasion resistant 16 oz. vinyl bag fabric with double lock stitching. Patent pending four sided support mechanism.

IN PLANT LIFT & SPECIALTY


NORDOCK® manufactures a wide range of materials handling equipment. Products include dock lifts, scissor lifts, ergonomic lifts and truck lifts. Our lifting equipment is the ultimate in strength and reliability and is covered by our exclusive 'Guaranteed to Outperform' warranty.

Custom lifts are available in unlimited sizes and capacities to suit customer requirements.



DOCK-LIFT™ SERIES SCISSOR LIFT

Strength, convenience and reliability with full push-button power. The dock lift is available in lift capacities from 4,000 - 20,000 lb. and standard deck sizes from 6' x 8' to 8' x 20' long. Includes 10-Year structural warranty on lifts.



MAST-GUIDE™ HYDRAULIC PLATFORM LIFT

The MAST-GUIDE™ Series hydraulic low profile lift with superb stability without the need for a below ground pit.



ERGONOMIC™ LIFT TILT ROTATE

The ERGONOMIC™ Series is the ideal positioning equipment for a multitude of work tasks.



TANDEM LIFT

Dual scissor design for large platform lengths to minimize lowered height requirements.

PLATFORM™ SERIES MULTI-STAGE SCISSOR LIFT

The PLATFORM™ Series scissor lifts are available in any custom size, capacity and travel to suit project requirements.



CUSTOM BIN DUMPER

Custom bin dumper and hopper with manual chute control.

TRUCK-LIFT™

The TRUCK-LIFT™ lifts all types of trailers to proper dock height for optimum service. 60,000 lb. lift capacity.





EXCEPTIONAL LIFTING SOLUTIONS FOR EXCEPTIONAL SITUATIONS

NORDOCK® engineers have decades of experience designing high performance lifts to suit almost any application. NORDOCK® designs custom lifts and material handling devices to endure the harshest environments and duty cycles. Whether you need to lift, tilt or rotate 1,000 to 100,000 lbs. you can trust us to find the right solution.

HIGH CYCLE STACKER

Custom 50,000 pounds capacity high cycle stacker lift with over 10' of vertical travel. Features include a central lubrication system, specialized controls and stress relieving spherical bearings.



VERTICAL STORING DOCK LIFT

Designed to load or unload trucks and trailers in alleys or other throughways where permanent equipment placement is not possible. This one of a kind solution stores upright and when deployed raises to provide level and safe access to trucks and trailers.



INVERTER

Custom 180 degree positioning platform with clamp and powered 90-degree on/off load conveyors.



CONTAINER HANDLING LIFT

15,000 lb. container handling lift with caster deck and integral bumper system.



POWERED ROLLER CONVEYOR

Versatile automated transfer lift with reversing roller conveyor.



DIE HANDLER

Massive 70,000 pound unit for up-ending and rotating steel dies.



AIR/HYDRAULIC LIFT

Air over hydraulic lift is ideal for use in hazardous locations.



COIL HANDLING UPENDER

Custom designed units from 5,000 to over 100,000 pound capacity.

TESTED AND PROVEN TECHNOLOGY

THE BETTER BUILT ALTERNATIVE

NORDOCK® is a dedicated team of professionals with over three decades of solid performance. We manufacture and distribute a full line of loading dock systems and equipment including dock levelers, vehicle restraints, scissor lifts, truck levelers, dock seals, and a comprehensive line of accessories.

In addition, NORDOCK® has the unique capability to design and manufacture specialty engineered products for loading dock, safety and lift applications.

Columbus, Ohio Plant



Bowmanville, Ontario Plant



COLDSTORAGE™ NVTL levelers with TELESOPING-LIP™ in stored position inside a distribution facility. Installations included LOGI-SMART® control panels, combination FOAMFRAME™ dock shelters with RAINSHIELD™ trailer top seals and SMART-HOOK® vehicle restraints.



The PIT-HOOK™ vehicle restraint, as installed in this warehouse, is a non-impact design that allows unobstructed access for snow removal, smaller delivery trucks and trucks with tail gates.



Distribution Warehouse that includes AIRDOCK® Air Powered Dock Levelers, SMART-HOOK® Rotating Hook Vehicle Restraints with Battery Back-Up, LOGI-SMART® Integrated Control Panels and WEARTOUGH® Foam Pad Dock Seals with Reinforcement Pleats for a longer life.

NORDOCK®
DEDICATED PEOPLE ~ SUPERIOR PRODUCTS

Toll-Free: 1-866-885-4276
www.nordockinc.com
sales@nordockinc.com

