

May/16

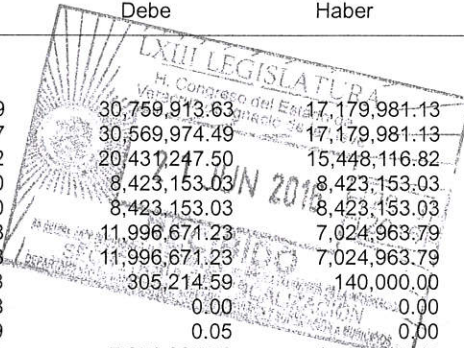
Palacio Municipal s/n
Gutierrez Zamora, verPágina : 1
MGZ8501014L6

Balanza de comprobación al 31/Mayo/16

Tipo de moneda :

Todas

| Núm. cuenta | Descripción | Saldo anterior | Debe | Haber | Saldo actual |
|----------------|--------------------------------|----------------|---------------|---------------|---------------|
| -0-0-0-00-00 | Activo | 70,978,378.19 | 30,759,913.63 | 17,179,981.13 | 84,558,310.69 |
| 1-1-0-0-00-00 | Circulante | 8,478,043.37 | 30,569,974.49 | 17,179,981.13 | 21,868,036.73 |
| 1-1-1-0-00-00 | Efectivo y equivalentes | 6,703,583.72 | 20,431,247.50 | 15,448,116.82 | 11,686,714.40 |
| -1-1-1-00-00 | Efectivo | 0.00 | 8,423,153.03 | 8,423,153.03 | 0.00 |
| -1-1-1-01-00 | Caja general | 0.00 | 8,423,153.03 | 8,423,153.03 | 0.00 |
| 1-1-1-2-00-00 | Bancos/Tesorería | 2,991,154.18 | 11,996,671.23 | 7,024,963.79 | 7,962,861.62 |
| 1-1-1-2-02-00 | BBVA Bancomer | 2,991,154.18 | 11,996,671.23 | 7,024,963.79 | 7,962,861.62 |
| -1-1-2-02-01 | INGRESOS 2015 0195720567 | 119,478.13 | 305,214.59 | 140,000.00 | 284,692.72 |
| -1-1-2-02-02 | CAPUFE 2014 CTA. 0196799531 | 47,883.88 | 0.00 | 0.00 | 47,883.88 |
| -1-1-2-02-04 | FISM GOB 2015 CTA. 0100266272 | 6,364.69 | 0.05 | 0.00 | 6,364.74 |
| 1-1-1-2-02-05 | ARBITRIOS 2016 CTA. 0103670007 | 13,044.79 | 7,351,235.53 | 4,503,365.40 | 2,860,914.92 |
| 1-1-1-2-02-06 | FORTAMUN - DF 2016 0103669963 | 825,673.56 | 1,049,641.46 | 933,799.72 | 941,515.30 |
| -1-1-2-02-07 | FISM - DF 2016 0103669939 | 1,931,836.01 | 3,290,579.60 | 1,437,440.00 | 3,784,975.61 |
| -1-1-2-02-09 | FOPADE 2014 CTA. 0195168457 | 2,000.00 | 0.00 | 2,000.00 | 0.00 |
| 1-1-1-2-02-10 | CONTINVER CTA. 0196998127 | 2,073.86 | 0.00 | 0.00 | 2,073.86 |
| 1-1-1-2-02-11 | FONDO DE CULTURA CTA. 01988759 | 1,492.50 | 0.00 | 1,492.50 | 0.00 |
| -1-1-2-02-12 | FOPADEM CTA. 0198883742 | 6,866.17 | 0.00 | 6,866.17 | 0.00 |
| -1-1-2-02-16 | CAPUFE EDO. 2015 CTA. 01048835 | 34,440.59 | 0.00 | 0.00 | 34,440.59 |
| 1-1-1-4-00-00 | Inversiones Temporales (Hasta | 3,712,429.54 | 11,423.24 | 0.00 | 3,723,852.78 |
| 1-1-1-4-01-00 | Inversiones en Moneda Nacional | 3,712,429.54 | 11,423.24 | 0.00 | 3,723,852.78 |
| 1-1-1-4-01-01 | Cta. Inversión FISM-DF 2016 | 3,712,429.54 | 11,423.24 | 0.00 | 3,723,852.78 |
| -1-2-0-00-00 | Derechos a recibir efectivo o | 1,774,459.65 | 10,138,726.99 | 1,731,864.31 | 10,181,322.33 |
| -1-2-2-00-00 | Cuentas por cobrar a corto pla | 289,703.36 | 1,640,000.00 | 1,400,000.00 | 529,703.36 |
| 1-1-2-2-01-00 | Cuentas por cobrar a corto pla | 289,703.36 | 1,640,000.00 | 1,400,000.00 | 529,703.36 |
| 1-1-2-3-00-00 | Deudores diversos por cobrar a | 1,473,515.84 | 370,298.99 | 320,628.31 | 1,523,186.52 |
| -1-2-3-02-00 | Gastos a comprobar | 65,622.74 | 151,298.99 | 150,819.55 | 66,102.18 |
| -1-2-3-04-00 | Anticipos a cuenta de sueldos | 1,407,893.10 | 219,000.00 | 169,808.76 | 1,457,084.34 |
| 1-1-2-4-00-00 | Ingresos por recuperar a corto | 0.00 | 8,117,939.00 | 0.00 | 8,117,939.00 |
| 1-1-2-4-09-00 | Otros ingresos | 0.00 | 8,117,939.00 | 0.00 | 8,117,939.00 |
| -1-2-9-00-00 | Otros derechos a recibir efect | 11,240.45 | 10,489.00 | 11,236.00 | 10,493.45 |
| -1-2-9-01-00 | Otros derechos a recibir efect | 11,240.45 | 10,489.00 | 11,236.00 | 10,493.45 |
| -2-0-0-00-00 | Activo no circulante | 62,500,334.82 | 189,939.14 | 0.00 | 62,690,273.96 |
| 1-2-1-0-00-00 | Inversiones financieras a larg | 719,767.74 | 170,583.14 | 0.00 | 890,350.88 |
| 1-2-1-3-00-00 | Fideicomisos, mandatos y contr | 719,767.74 | 170,583.14 | 0.00 | 890,350.88 |
| -2-1-3-08-00 | Fideicomisos, mandatos y contr | 719,767.74 | 170,583.14 | 0.00 | 890,350.88 |
| -2-3-0-00-00 | Bienes inmuebles, infraestruct | 51,954,616.32 | 0.00 | 0.00 | 51,954,616.32 |
| 1-2-3-1-00-00 | Terrenos | 18,880,315.00 | 0.00 | 0.00 | 18,880,315.00 |
| 1-2-3-1-01-00 | Terrenos para usos diversos | 18,880,315.00 | 0.00 | 0.00 | 18,880,315.00 |
| -2-3-3-00-00 | Edificios no habitacionales | 13,975,102.32 | 0.00 | 0.00 | 13,975,102.32 |
| -2-3-3-01-00 | Adquisición de edificios y loc | 13,786,364.00 | 0.00 | 0.00 | 13,786,364.00 |
| -1-2-3-3-09-00 | Otros no habitacionales | 188,738.32 | 0.00 | 0.00 | 188,738.32 |
| 1-2-3-5-00-00 | Construcciones en proceso en b | 19,099,199.00 | 0.00 | 0.00 | 19,099,199.00 |
| -2-3-5-04-00 | División de terrenos y constru | 13,359,581.50 | 0.00 | 0.00 | 13,359,581.50 |
| -2-3-5-04-01 | División de terrenos y constru | 13,359,581.50 | 0.00 | 0.00 | 13,359,581.50 |
| -2-3-5-05-00 | Construcción de vías de comuni | 5,739,617.50 | 0.00 | 0.00 | 5,739,617.50 |
| 1-2-3-5-05-01 | Construcción de vías de comuni | 5,739,617.50 | 0.00 | 0.00 | 5,739,617.50 |
| 1-2-4-0-00-00 | Bienes muebles | 9,329,950.76 | 19,356.00 | 0.00 | 9,349,306.76 |
| -2-4-1-00-00 | Mobiliario y equipo de adminis | 910,942.11 | 0.00 | 0.00 | 910,942.11 |
| -2-4-1-01-00 | Muebles de oficina y estanterí | 427,581.13 | 0.00 | 0.00 | 427,581.13 |
| 1-2-4-1-01-01 | Mobiliario y equipo de oficina | 427,581.13 | 0.00 | 0.00 | 427,581.13 |
| 1-2-4-1-02-00 | Muebles, excepto de oficina y | 8,248.00 | 0.00 | 0.00 | 8,248.00 |
| -2-4-1-02-01 | Otros muebles | 8,248.00 | 0.00 | 0.00 | 8,248.00 |
| -2-4-1-03-00 | Equipo de cómputo y de tecnolo | 475,112.98 | 0.00 | 0.00 | 475,112.98 |
| -2-4-1-03-01 | Bienes informáticos | 475,112.98 | 0.00 | 0.00 | 475,112.98 |
| 1-2-4-2-00-00 | Mobiliario y equipo educaciona | 138,103.13 | 0.00 | 0.00 | 138,103.13 |
| -2-4-2-01-00 | Equipos y aparatos audiovisual | 98,871.13 | 0.00 | 0.00 | 98,871.13 |
| -2-4-2-01-01 | Equipo audiovisual | 98,871.13 | 0.00 | 0.00 | 98,871.13 |
| -2-4-2-09-00 | Otro mobiliario y equipo educa | 39,232.00 | 0.00 | 0.00 | 39,232.00 |
| 1-2-4-2-09-02 | Instrumentos musicales | 39,232.00 | 0.00 | 0.00 | 39,232.00 |
| 1-2-4-4-00-00 | Vehículos y equipo de transpor | 7,324,524.48 | 0.00 | 0.00 | 7,324,524.48 |
| -2-4-4-01-00 | Vehículos y equipo terrestre | 7,324,524.48 | 0.00 | 0.00 | 7,324,524.48 |
| -2-4-4-01-01 | Vehiculos terrestres para prog | 507,644.00 | 0.00 | 0.00 | 507,644.00 |
| -1-2-4-4-01-02 | Vehículos terrestres para serv | 4,877,898.48 | 0.00 | 0.00 | 4,877,898.48 |
| 1-2-4-4-01-03 | Vehiculos terrestres para serv | 1,938,982.00 | 0.00 | 0.00 | 1,938,982.00 |
| -2-4-6-00-00 | Maquinaria, otros equipos y he | 952,881.04 | 19,356.00 | 0.00 | 972,237.04 |
| -2-4-6-03-00 | Maquinaria y equipo de constru | 818,000.00 | 0.00 | 0.00 | 818,000.00 |
| -2-4-6-03-01 | Maquinaria y equipo de constru | 818,000.00 | 0.00 | 0.00 | 818,000.00 |

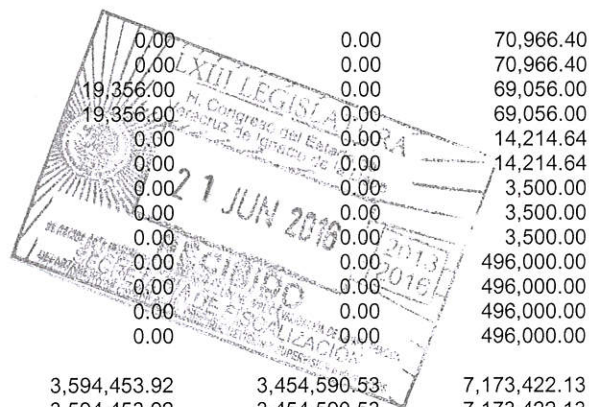


May/16
Palacio Municipal s/n
Gutierrez Zamora, ver

Balanza de comprobación al 31/Mayo/16

Tipo de moneda :
Todas

| Núm. cuenta | Descripción | Saldo anterior | Debe | Haber | Saldo actual |
|---------------|--------------------------------|----------------|--------------|---------------|---------------|
| -2-4-6-05-00 | Equipo de comunicación y telec | 70,966.40 | 0.00 | 0.00 | 70,966.40 |
| -2-4-6-05-01 | Equipos y aparatos de comunica | 70,966.40 | 0.00 | 0.00 | 70,966.40 |
| 1-2-4-6-07-00 | Herramientas y máquinas-herram | 49,700.00 | 19,356.00 | 0.00 | 69,056.00 |
| 1-2-4-6-07-02 | Herramientas y máquinas-herram | 49,700.00 | 19,356.00 | 0.00 | 69,056.00 |
| -2-4-6-09-00 | Otros equipos | 14,214.64 | 0.00 | 0.00 | 14,214.64 |
| -2-4-6-09-06 | Otros bienes muebles | 14,214.64 | 0.00 | 0.00 | 14,214.64 |
| 1-2-4-7-00-00 | Colecciones, obras de arte y o | 3,500.00 | 0.00 | 0.00 | 3,500.00 |
| 1-2-4-7-01-00 | Bienes artísticos, culturales | 3,500.00 | 0.00 | 0.00 | 3,500.00 |
| -2-4-7-01-01 | Bienes para bibliotecas y muse | 3,500.00 | 0.00 | 0.00 | 3,500.00 |
| -2-7-0-00-00 | Activos diferidos | 496,000.00 | 0.00 | 0.00 | 496,000.00 |
| -2-7-1-00-00 | Estudios, formulación y evalua | 496,000.00 | 0.00 | 0.00 | 496,000.00 |
| 1-2-7-1-01-00 | Estudios, formulación y evalua | 496,000.00 | 0.00 | 0.00 | 496,000.00 |
| 1-2-7-1-01-01 | Estudios, formulación y evalua | 496,000.00 | 0.00 | 0.00 | 496,000.00 |
| -0-0-0-00-00 | Pasivo | 7,313,285.52 | 3,594,453.92 | 3,454,590.53 | 7,173,422.13 |
| 2-1-0-0-00-00 | Pasivo circulante | 7,313,285.52 | 3,594,453.92 | 3,454,590.53 | 7,173,422.13 |
| 2-1-1-0-00-00 | Cuentas por pagar a corto plaz | 7,313,285.52 | 3,594,453.92 | 3,454,590.53 | 7,173,422.13 |
| -1-1-1-00-00 | Servicios personales por pagar | 3,191.99 | 1,386,860.28 | 1,383,668.29 | 0.00 |
| -1-1-1-01-00 | Remuneraciones al personal de | 3,191.99 | 1,381,260.28 | 1,378,068.29 | 0.00 |
| 2-1-1-1-02-00 | Remuneraciones al personal de | 0.00 | 5,600.00 | 5,600.00 | 0.00 |
| 2-1-1-2-00-00 | Proveedores por pagar a corto | 2,133,872.11 | 462,026.61 | 934.50 | 1,672,780.00 |
| -1-1-2-01-00 | Materiales y suministros | 143,138.11 | 99,062.61 | 934.50 | 45,010.00 |
| -1-1-2-02-00 | Servicios generales | 1,990,734.00 | 362,964.00 | 0.00 | 1,627,770.00 |
| -1-1-4-00-00 | Participaciones y aportaciones | 823,529.07 | 0.00 | 0.00 | 823,529.07 |
| 2-1-1-4-01-00 | Convenios | 823,529.07 | 0.00 | 0.00 | 823,529.07 |
| 2-1-1-7-00-00 | Retenciones y contribuciones p | 4,119,343.99 | 344,268.02 | 428,688.73 | 4,203,764.70 |
| -1-1-7-01-00 | Retenciones y contribuciones f | 3,507,684.53 | 236,138.00 | 213,285.26 | 3,484,831.79 |
| -1-1-7-01-01 | ISR | 3,502,681.53 | 231,135.00 | 208,282.26 | 3,479,828.79 |
| 2-1-1-7-01-02 | IMSS | 5,003.00 | 5,003.00 | 5,003.00 | 5,003.00 |
| 2-1-1-7-02-00 | Retenciones y contribuciones e | 611,100.03 | 62,510.00 | 169,783.45 | 718,373.48 |
| -1-1-7-03-00 | Otras retenciones y contribuci | 559.43 | 45,620.02 | 45,620.02 | 559.43 |
| -1-1-9-00-00 | Otras cuentas por pagar a cort | 233,348.36 | 1,401,299.01 | 1,641,299.01 | 473,348.36 |
| -1-1-9-01-00 | Otras cuentas por pagar a cort | 233,348.36 | 1,401,299.01 | 1,641,299.01 | 473,348.36 |
| 3-0-0-0-00-00 | Hacienda pública/patrimonio | 34,508,956.03 | 10,358.67 | 0.00 | 34,498,597.36 |
| -2-0-0-00-00 | Hacienda pública/patrimonio ge | 34,508,956.03 | 10,358.67 | 0.00 | 34,498,597.36 |
| -2-2-0-00-00 | Resultados de ejercicios anter | -3,769,781.77 | 10,358.67 | 0.00 | -3,780,140.44 |
| 3-2-2-1-00-00 | Resultados de ejercicios anter | -3,769,781.77 | 10,358.67 | 0.00 | -3,780,140.44 |
| 3-2-2-1-01-00 | Resultados de ejercicios anter | -3,769,781.77 | 10,358.67 | 0.00 | -3,780,140.44 |
| -2-5-0-00-00 | Rectificaciones de resultados | 38,278,737.80 | 0.00 | 0.00 | 38,278,737.80 |
| -2-5-1-00-00 | Cambios en políticas contables | 38,278,737.80 | 0.00 | 0.00 | 38,278,737.80 |
| 3-2-5-1-01-00 | Cambios en políticas contables | 38,278,737.80 | 0.00 | 0.00 | 38,278,737.80 |
| -0-0-0-00-00 | Ingresos y otros beneficios | 48,000,567.22 | 0.00 | 17,631,658.91 | 65,632,226.13 |
| -1-0-0-00-00 | Ingresos de gestión | 3,220,713.72 | 0.00 | 316,647.60 | 3,537,361.32 |
| -1-1-0-00-00 | Impuestos | 1,752,000.07 | 0.00 | 79,599.29 | 1,831,599.36 |
| 4-1-1-2-00-00 | Impuesto sobre el patrimonio | 1,491,069.84 | 0.00 | 49,656.08 | 1,540,725.92 |
| 4-1-1-2-01-00 | Impuesto predial | 1,429,946.51 | 0.00 | 42,662.78 | 1,472,609.29 |
| -1-1-2-01-01 | Predial urbano | 1,183,794.29 | 0.00 | 31,958.92 | 1,215,753.21 |
| -1-1-2-01-02 | Predial sub urbano | 22,582.15 | 0.00 | 6,354.48 | 28,936.63 |
| 4-1-1-2-01-03 | Predial rural | 223,570.07 | 0.00 | 4,349.38 | 227,919.45 |
| 4-1-1-2-02-00 | Impuesto sobre traslación de d | 61,123.33 | 0.00 | 6,993.30 | 68,116.63 |
| -1-1-2-02-01 | Suelo | 29,419.58 | 0.00 | 2,316.07 | 31,735.65 |
| -1-1-2-02-02 | Construcciones | 31,703.75 | 0.00 | 4,677.23 | 36,380.98 |
| 4-1-1-7-00-00 | Accesorios de Impuestos | 19,579.30 | 0.00 | 14,303.39 | 33,882.69 |
| 4-1-1-7-01-00 | Accesorios de Impuestos | 19,579.30 | 0.00 | 14,303.39 | 33,882.69 |
| -1-1-7-01-01 | Recargos | 19,579.30 | 0.00 | 14,303.39 | 33,882.69 |
| -1-1-9-00-00 | Otros impuestos | 241,350.93 | 0.00 | 15,639.82 | 256,990.75 |
| -1-1-9-01-00 | Contribución adicional sobre i | 241,350.93 | 0.00 | 15,639.82 | 256,990.75 |
| 4-1-1-9-01-01 | Sobre impuesto predial | 136,504.33 | 0.00 | 3,200.72 | 139,705.05 |
| 4-1-1-9-01-05 | Sobre derechos | 104,846.60 | 0.00 | 12,439.10 | 117,285.70 |
| -1-4-0-00-00 | Derechos | 1,048,468.68 | 0.00 | 124,417.07 | 1,172,885.75 |
| -1-4-1-00-00 | Derechos por el uso, goce, apr | 42,618.24 | 0.00 | 2,109.09 | 44,727.33 |
| 4-1-4-1-01-00 | Derechos por ocupación de inmu | 42,618.24 | 0.00 | 2,109.09 | 44,727.33 |
| 4-1-4-1-01-02 | Ocupación de espacios en vías | 42,618.24 | 0.00 | 2,109.09 | 44,727.33 |
| -1-4-3-00-00 | Derechos por prestación de ser | 1,005,850.44 | 0.00 | 122,307.98 | 1,128,158.42 |
| -1-4-3-01-00 | Derechos por registro y refren | 397,267.79 | 0.00 | 7,526.43 | 404,794.22 |
| -1-4-3-01-01 | Licencia de funcionamiento | 284,509.88 | 0.00 | 2,921.59 | 287,431.47 |




lay/16
Palacio Municipal s/n
Gutierrez Zamora, ver

Balanza de comprobación al 31/Mayo/16

Tipo de moneda :

Todas

| núm. cuenta | Descripción | Saldo anterior | Debe | Haber | Saldo actual |
|---------------|--------------------------------|----------------|------|---------------|---------------|
| 1-4-3-01-02 | Refrendos anuales | 112,757.91 | 0.00 | 4,604.84 | 117,362.75 |
| 1-4-3-02-00 | Derechos por obras materiales | 57,032.39 | 0.00 | 16,770.79 | 73,803.18 |
| 4-1-4-3-02-01 | Alineamiento de predios | 2,264.24 | 0.00 | 219.12 | 2,483.36 |
| 4-1-4-3-02-02 | Asignación de número oficial e | 1,716.44 | 0.00 | 146.08 | 1,862.52 |
| 1-4-3-02-03 | Licencias | 31,086.00 | 0.00 | 12,672.44 | 43,758.44 |
| 1-4-3-02-04 | Deslinde de predios | 10,298.64 | 0.00 | 3,432.84 | 13,731.48 |
| 4-1-4-3-02-05 | Registro, estudio y aprobación | 11,667.07 | 0.00 | 300.31 | 11,967.38 |
| 4-1-4-3-04-00 | Derechos por expedición de cer | 27,936.37 | 0.00 | 2,734.78 | 30,671.15 |
| 1-4-3-04-01 | Certificaciones expedidos por | 27,936.37 | 0.00 | 2,734.78 | 30,671.15 |
| 1-4-3-05-00 | Derechos por servicios de rast | 58,462.43 | 0.00 | 11,814.50 | 70,276.93 |
| 1-4-3-05-01 | Servicios de rastro bovino | 3,945.45 | 0.00 | 445.45 | 4,390.90 |
| 4-1-4-3-05-02 | Servicio de rastro porcino y e | 54,516.98 | 0.00 | 11,369.05 | 65,886.03 |
| 4-1-4-3-06-00 | Derechos por servicios de pant | 65,934.55 | 0.00 | 7,400.00 | 73,334.55 |
| 1-4-3-06-01 | Inhumaciones y refrendo anual | 64,414.55 | 0.00 | 7,200.00 | 71,614.55 |
| 1-4-3-06-05 | Construcción, reconstrucción, | 1,520.00 | 0.00 | 200.00 | 1,720.00 |
| 4-1-4-3-07-00 | Derechos por servicios de reco | 27,636.34 | 0.00 | 1,454.54 | 29,090.88 |
| 4-1-4-3-07-02 | Uso industrial y comercial | 27,636.34 | 0.00 | 1,454.54 | 29,090.88 |
| 1-4-3-10-00 | Derechos por servicios prestad | 100,603.35 | 0.00 | 26,802.44 | 127,405.79 |
| 1-4-3-10-02 | Expedición de constancia de da | 94,038.31 | 0.00 | 26,002.24 | 120,040.55 |
| 4-1-4-3-10-04 | Certificación de documentos pú | 6,565.04 | 0.00 | 800.20 | 7,365.24 |
| 4-1-4-3-11-00 | Derechos por servicios del reg | 270,977.22 | 0.00 | 47,804.50 | 318,781.72 |
| 1-4-3-11-01 | Reconocimientos de hijos | 330.00 | 0.00 | 0.00 | 330.00 |
| 1-4-3-11-03 | Matrimonio en oficina | 3,600.00 | 0.00 | 1,500.00 | 5,100.00 |
| 1-4-3-11-05 | Divorcio | 13,020.00 | 0.00 | 4,000.00 | 17,020.00 |
| 4-1-4-3-11-06 | Defunción | 8,270.00 | 0.00 | 1,980.00 | 10,250.00 |
| 4-1-4-3-11-07 | Inscripción de sentencia | 0.00 | 0.00 | 664.50 | 664.50 |
| 1-4-3-11-10 | Expedición de copia certificad | 241,200.00 | 0.00 | 38,890.00 | 280,090.00 |
| 1-4-3-11-11 | Expedición de constancias o ce | 4,557.22 | 0.00 | 770.00 | 5,327.22 |
| 4-1-5-0-00-00 | Productos de tipo corriente | 17,241.31 | 0.00 | 11,433.57 | 28,674.88 |
| 4-1-5-9-00-00 | Otros productos que generan in | 17,241.31 | 0.00 | 11,433.57 | 28,674.88 |
| 1-5-9-05-00 | Rendimientos financieros prove | 17,241.31 | 0.00 | 11,433.57 | 28,674.88 |
| 1-5-9-05-01 | Intereses sobre Inversiones | 12,433.35 | 0.00 | 11,423.24 | 23,856.59 |
| 1-5-9-05-02 | Intereses Cuentas Productivas | 4,807.96 | 0.00 | 10.33 | 4,818.29 |
| 4-1-6-0-00-00 | Aprovechamientos de tipo corri | 17,150.00 | 0.00 | 8,700.00 | 25,850.00 |
| 1-6-2-00-00 | Multas | 8,650.00 | 0.00 | 700.00 | 9,350.00 |
| 1-6-2-01-00 | Multas administrativas | 8,650.00 | 0.00 | 700.00 | 9,350.00 |
| 1-6-2-01-01 | Multas al bando de policía y g | 8,450.00 | 0.00 | 700.00 | 9,150.00 |
| 4-1-6-2-01-12 | Otras multas | 200.00 | 0.00 | 0.00 | 200.00 |
| 4-1-6-9-00-00 | Otros aprovechamientos | 8,500.00 | 0.00 | 8,000.00 | 16,500.00 |
| 1-6-9-02-00 | Diversos aprovechamientos | 8,500.00 | 0.00 | 8,000.00 | 16,500.00 |
| 1-6-9-02-01 | Diversos aprovechamientos | 8,500.00 | 0.00 | 8,000.00 | 16,500.00 |
| 4-1-9-0-00-00 | Ingresos no comprendidos en la | 385,853.66 | 0.00 | 92,497.67 | 478,351.33 |
| 4-1-9-1-00-00 | Impuestos no comprendidos en l | 384,885.45 | 0.00 | 92,497.67 | 477,383.12 |
| 1-9-1-01-00 | Impuestos de ejercicios fiscal | 384,885.45 | 0.00 | 92,497.67 | 477,383.12 |
| 1-9-1-01-02 | Impuestos sobre patrimonio | 240,886.05 | 0.00 | 47,882.42 | 288,768.47 |
| 1-9-1-01-03 | Accesorios | 143,999.40 | 0.00 | 44,615.25 | 188,614.65 |
| 4-1-9-2-00-00 | Contribuciones de mejoras, der | 968.21 | 0.00 | 0.00 | 968.21 |
| 4-1-9-2-02-00 | Derechos de ejercicios fiscale | 968.21 | 0.00 | 0.00 | 968.21 |
| 1-9-2-02-02 | Derechos por prestación de ser | 968.21 | 0.00 | 0.00 | 968.21 |
| 2-0-0-00-00 | Participaciones , aportaciones | 44,779,853.50 | 0.00 | 17,315,011.31 | 62,094,864.81 |
| 4-2-1-0-00-00 | Participaciones y aportaciones | 44,779,853.50 | 0.00 | 17,315,011.31 | 62,094,864.81 |
| 4-2-1-1-00-00 | Participaciones | 14,835,444.72 | 0.00 | 6,264,395.31 | 21,099,840.03 |
| 2-1-1-01-00 | Participaciones federales | 14,835,444.72 | 0.00 | 6,264,395.31 | 21,099,840.03 |
| 2-1-1-01-01 | Fondo general de participacion | 9,353,284.22 | 0.00 | 4,007,162.82 | 13,360,447.04 |
| 4-2-1-1-01-02 | Fondo de fomento municipal | 1,779,652.36 | 0.00 | 740,220.31 | 2,519,872.67 |
| 4-2-1-1-01-03 | Fondo de fiscalización y recau | 411,795.65 | 0.00 | 193,280.62 | 605,076.27 |
| 1-2-1-1-01-05 | Fondo de extracción de hidroca | 108,275.60 | 0.00 | 20,558.38 | 128,833.98 |
| 1-2-1-1-01-06 | Impuesto especial sobre produc | 150,874.62 | 0.00 | 38,857.67 | 189,732.29 |
| 1-2-1-1-01-08 | Participaciones de gasolina y | 223,028.64 | 0.00 | 54,228.37 | 277,257.01 |
| 4-2-1-1-01-09 | Incentivo a la venta final de | 4,971.51 | 0.00 | 129.46 | 5,100.97 |
| 4-2-1-1-01-10 | Incentivos por el impuesto sob | 100,776.81 | 0.00 | 22,914.57 | 123,691.38 |
| 1-2-1-1-01-11 | Fondo de compensación del ISAN | 29,143.98 | 0.00 | 7,337.17 | 36,481.15 |
| 1-2-1-1-01-13 | Impuesto sobre tenencia o uso | 3,658.33 | 0.00 | 541.94 | 4,200.27 |
| 4-2-1-1-01-16 | Otras participaciones | 2,669,983.00 | 0.00 | 1,179,164.00 | 3,849,147.00 |
| 4-2-1-2-00-00 | Aportaciones | 9,840,130.00 | 0.00 | 2,932,677.00 | 12,772,807.00 |
| 1-2-1-2-01-00 | Aportaciones federales | 9,840,130.00 | 0.00 | 2,932,677.00 | 12,772,807.00 |
| 1-2-1-2-01-01 | Aportaciones ramo 033 | 9,840,130.00 | 0.00 | 2,932,677.00 | 12,772,807.00 |
| 4-2-1-3-00-00 | Convenios | 20,104,278.78 | 0.00 | 8,117,939.00 | 28,222,217.78 |



May/16
Palacio Municipal s/n
Gutierrez Zamora, ver

Balanza de comprobación al 31/Mayo/16

Tipo de moneda :
Todas

| Núm. cuenta | Descripción | Saldo anterior | Debe | Haber | Saldo actual |
|---------------|--------------------------------|----------------|--------------|--------------|---------------|
| -2-1-3-01-00 | Ingresos extraordinarios | 20,104,278.78 | 0.00 | 8,117,939.00 | 28,222,217.78 |
| -2-1-3-01-01 | Ingresos extraordinarios | 20,104,278.78 | 0.00 | 8,117,939.00 | 28,222,217.78 |
| 5-0-0-0-00-00 | Gastos y otras pérdidas | 18,844,430.58 | 3,909,755.61 | 8,251.26 | 22,745,934.93 |
| -1-0-0-00-00 | Gastos de funcionamiento | 15,449,167.00 | 3,828,433.92 | 8,251.26 | 19,269,349.66 |
| -1-1-0-00-00 | Servicios personales | 10,693,097.64 | 2,555,243.19 | 712.36 | 13,247,628.47 |
| 5-1-1-1-00-00 | Remuneraciones al personal de | 5,224,688.95 | 1,282,766.54 | 0.00 | 6,507,455.49 |
| 5-1-1-1-01-00 | Dietas | 468,000.00 | 117,000.00 | 0.00 | 585,000.00 |
| 5-1-1-1-01-01 | Dietas | 468,000.00 | 117,000.00 | 0.00 | 585,000.00 |
| -1-1-1-03-00 | Sueldo base al personal perman | 4,756,688.95 | 1,165,766.54 | 0.00 | 5,922,455.49 |
| -1-1-1-03-01 | Sueldos y salarios | 4,756,688.95 | 1,165,766.54 | 0.00 | 5,922,455.49 |
| 5-1-1-2-00-00 | Remuneraciones al personal de | 1,442,423.86 | 366,652.08 | 0.00 | 1,809,075.94 |
| 5-1-1-2-01-00 | Honorarios asimilables a salar | 158,579.86 | 40,972.08 | 0.00 | 199,551.94 |
| -1-1-2-01-02 | Honorarios profesionales | 158,579.86 | 40,972.08 | 0.00 | 199,551.94 |
| -1-1-2-02-00 | Sueldos base al personal event | 1,283,844.00 | 325,680.00 | 0.00 | 1,609,524.00 |
| 5-1-1-2-02-01 | Sueldo al personal eventual | 1,283,844.00 | 325,680.00 | 0.00 | 1,609,524.00 |
| 5-1-1-3-00-00 | Remuneraciones adicionales y e | 1,344,302.59 | 257,087.28 | 712.36 | 1,600,677.51 |
| -1-1-3-01-00 | Primas por años de servicios e | 48,240.63 | 12,186.28 | 0.00 | 60,426.91 |
| -1-1-3-01-01 | Quinquenios | 48,240.63 | 12,186.28 | 0.00 | 60,426.91 |
| 5-1-1-3-02-00 | Primas de vacaciones, dominica | 225,153.84 | 0.00 | 712.36 | 224,441.48 |
| 5-1-1-3-02-03 | Prima vacacional | 225,153.84 | 0.00 | 712.36 | 224,441.48 |
| 5-1-1-3-04-00 | Compensaciones | 1,070,908.12 | 244,901.00 | 0.00 | 1,315,809.12 |
| -1-1-3-04-01 | Compensaciones fijas | 1,027,408.12 | 244,901.00 | 0.00 | 1,272,309.12 |
| -1-1-3-04-07 | Compensación administrativa | 43,500.00 | 0.00 | 0.00 | 43,500.00 |
| 5-1-1-4-00-00 | Seguridad social | 1,296,030.66 | 294,252.56 | 0.00 | 1,590,283.22 |
| 5-1-1-4-01-00 | Aportaciones de seguridad soci | 1,196,725.06 | 243,892.62 | 0.00 | 1,440,617.68 |
| -1-1-4-01-01 | Instituto Mexicano del Seguro | 178,192.96 | 44,800.04 | 0.00 | 222,993.00 |
| -1-1-4-01-04 | Seguro de vida y pago de march | 203,505.29 | 0.00 | 0.00 | 203,505.29 |
| 5-1-1-4-01-05 | Instituto de Pensiones del Est | 815,026.81 | 199,092.58 | 0.00 | 1,014,119.39 |
| 5-1-1-4-03-00 | Aportaciones al sistema para e | 99,305.60 | 50,359.94 | 0.00 | 149,665.54 |
| -1-1-4-03-01 | Sistema de ahorro para el reti | 99,305.60 | 50,359.94 | 0.00 | 149,665.54 |
| -1-1-5-00-00 | Otras prestaciones sociales y | 1,356,851.58 | 347,284.73 | 0.00 | 1,704,136.31 |
| -1-1-5-03-00 | Prestaciones y haberes de reti | 87,000.00 | 20,000.00 | 0.00 | 107,000.00 |
| 5-1-1-5-03-01 | Liquidaciones por indemnizaci | 87,000.00 | 20,000.00 | 0.00 | 107,000.00 |
| 5-1-1-5-04-00 | Prestaciones contractuales | 1,269,851.58 | 327,284.73 | 0.00 | 1,597,136.31 |
| -1-1-5-04-02 | Ayuda para lentes y aparatos o | 1,959.00 | 0.00 | 0.00 | 1,959.00 |
| -1-1-5-04-04 | Despensa | 635,400.00 | 161,200.00 | 0.00 | 796,600.00 |
| 5-1-1-5-04-05 | Previsión social múltiple | 576,596.58 | 146,081.73 | 0.00 | 722,678.31 |
| 5-1-1-5-04-17 | Pago del día de las madres | 0.00 | 7,500.00 | 0.00 | 7,500.00 |
| -1-1-5-04-27 | Apoyo a la integración educati | 55,896.00 | 12,503.00 | 0.00 | 68,399.00 |
| -1-1-6-00-00 | Pago de estímulos a servidores | 28,800.00 | 7,200.00 | 0.00 | 36,000.00 |
| 5-1-1-6-01-00 | Estímulos | 28,800.00 | 7,200.00 | 0.00 | 36,000.00 |
| 5-1-1-6-01-08 | Estímulo por productividad | 28,800.00 | 7,200.00 | 0.00 | 36,000.00 |
| 5-1-2-0-00-00 | Materiales y suministros | 1,405,685.58 | 272,568.09 | 0.00 | 1,678,253.67 |
| -1-2-1-00-00 | Materiales de administración, | 145,604.16 | 31,841.55 | 0.00 | 177,445.71 |
| -1-2-1-01-00 | Materiales, útiles y equipos m | 49,017.97 | 10,317.97 | 0.00 | 59,335.94 |
| 5-1-2-1-01-01 | Materiales y útiles de oficina | 49,017.97 | 10,317.97 | 0.00 | 59,335.94 |
| 5-1-2-1-02-00 | Materiales y útiles de impresi | 30,789.10 | 4,448.00 | 0.00 | 35,237.10 |
| -1-2-1-02-01 | Materiales y útiles de impresi | 30,789.10 | 4,448.00 | 0.00 | 35,237.10 |
| -1-2-1-04-00 | Materiales, útiles y equipos m | 9,700.09 | 328.00 | 0.00 | 10,028.09 |
| 5-1-2-1-04-01 | Materiales y útiles para el pr | 9,700.09 | 328.00 | 0.00 | 10,028.09 |
| 5-1-2-1-06-00 | Material de limpieza | 8,097.00 | 4,747.58 | 0.00 | 12,844.58 |
| -1-2-1-06-01 | Material de limpieza | 8,097.00 | 4,747.58 | 0.00 | 12,844.58 |
| -1-2-1-08-00 | Materiales para el registro e | 48,000.00 | 12,000.00 | 0.00 | 60,000.00 |
| -1-2-1-08-01 | Valores de tránsito | 48,000.00 | 12,000.00 | 0.00 | 60,000.00 |
| 5-1-2-4-00-00 | Materiales y artículos de cons | 387,348.85 | 0.00 | 0.00 | 387,348.85 |
| 5-1-2-4-02-00 | Cemento y productos de concret | 2,970.00 | 0.00 | 0.00 | 2,970.00 |
| -1-2-4-02-01 | Cemento y productos de concret | 2,970.00 | 0.00 | 0.00 | 2,970.00 |
| -1-2-4-03-00 | Cal, yeso y productos de yeso | 793.44 | 0.00 | 0.00 | 793.44 |
| 5-1-2-4-03-01 | Cal, yeso y productos de yeso | 793.44 | 0.00 | 0.00 | 793.44 |
| 5-1-2-4-06-00 | Material eléctrico y electróni | 358,542.81 | 0.00 | 0.00 | 358,542.81 |
| -1-2-4-06-01 | Material eléctrico y electróni | 358,542.81 | 0.00 | 0.00 | 358,542.81 |
| -1-2-4-07-00 | Artículos metálicos para la co | 1,893.73 | 0.00 | 0.00 | 1,893.73 |
| -1-2-4-07-01 | Artículos metálicos para la co | 1,893.73 | 0.00 | 0.00 | 1,893.73 |
| 5-1-2-4-09-00 | Otros materiales y artículos d | 23,148.87 | 0.00 | 0.00 | 23,148.87 |
| -1-2-4-09-01 | Pinturas | 14,391.51 | 0.00 | 0.00 | 14,391.51 |
| -1-2-4-09-09 | Otros materiales y artículos | 8,757.36 | 0.00 | 0.00 | 8,757.36 |
| -1-2-5-00-00 | Productos químicos, farmacéuti | 66,857.54 | 11,950.93 | 0.00 | 78,808.47 |

May/16
Palacio Municipal s/n
Gutierrez Zamora, ver

Balanza de comprobación al 31/Mayo/16

Tipo de moneda :

Todas

| Núm. cuenta | Descripción | Saldo anterior | Debe | Haber | Saldo actual |
|---------------|---------------------------------|----------------|--------------|----------|--------------|
| -1-2-5-02-00 | Fertilizantes, pesticidas y ot | 585.00 | 149.00 | 0.00 | 734.00 |
| -1-2-5-02-01 | Plaguicidas, abonos y fertiliz | 585.00 | 149.00 | 0.00 | 734.00 |
| 5-1-2-5-03-00 | Medicinas y productos farmacéu | 66,272.54 | 11,801.93 | 0.00 | 78,074.47 |
| 5-1-2-5-03-01 | Medicinas y productos farmacéu | 66,272.54 | 11,801.93 | 0.00 | 78,074.47 |
| -1-2-6-00-00 | Combustibles, lubricantes y ad | 630,681.55 | 215,318.11 | 0.00 | 845,999.66 |
| -1-2-6-01-00 | Combustibles, lubricantes y ad | 630,681.55 | 215,318.11 | 0.00 | 845,999.66 |
| 5-1-2-6-01-01 | Combustibles, lubricantes y ad | 146,044.75 | 80,300.00 | 0.00 | 226,344.75 |
| 5-1-2-6-01-02 | Combustibles, lubricantes y ad | 375,571.97 | 122,591.19 | 0.00 | 498,163.16 |
| 5-1-2-6-01-03 | Combustibles, lubricantes y ad | 109,064.83 | 12,426.92 | 0.00 | 121,491.75 |
| -1-2-7-00-00 | Vestuario, blancos, prendas de | 11,905.10 | 0.00 | 0.00 | 11,905.10 |
| -1-2-7-03-00 | Artículos deportivos | 11,905.10 | 0.00 | 0.00 | 11,905.10 |
| 5-1-2-7-03-01 | Artículos deportivos | 11,905.10 | 0.00 | 0.00 | 11,905.10 |
| 5-1-2-8-00-00 | Materiales y suministros para | 71,061.60 | 0.00 | 0.00 | 71,061.60 |
| -1-2-8-03-00 | Prendas de protección para seg | 71,061.60 | 0.00 | 0.00 | 71,061.60 |
| -1-2-8-03-01 | Prendas de protección para seg | 71,061.60 | 0.00 | 0.00 | 71,061.60 |
| 5-1-2-9-00-00 | Herramientas, refacciones y ac | 92,226.78 | 13,457.50 | 0.00 | 105,684.28 |
| 5-1-2-9-01-00 | Herramientas menores | 10,076.86 | 0.00 | 0.00 | 10,076.86 |
| -1-2-9-01-01 | Refacciones, accesorios y herr | 10,076.86 | 0.00 | 0.00 | 10,076.86 |
| -1-2-9-02-00 | Refacciones y accesorios menor | 3,899.59 | 120.00 | 0.00 | 4,019.59 |
| 5-1-2-9-02-01 | Refacciones y accesorios menor | 3,899.59 | 120.00 | 0.00 | 4,019.59 |
| 5-1-2-9-03-00 | Refacciones y accesorios menor | 139.20 | 0.00 | 0.00 | 139.20 |
| 5-1-2-9-03-01 | Refacciones y accesorios menor | 139.20 | 0.00 | 0.00 | 139.20 |
| -1-2-9-04-00 | Refacciones y accesorios menor | 396.00 | 0.00 | 0.00 | 396.00 |
| -1-2-9-04-01 | Refacciones y accesorios de eq | 396.00 | 0.00 | 0.00 | 396.00 |
| 5-1-2-9-06-00 | Refacciones y accesorios menor | 73,662.20 | 10,760.00 | 0.00 | 84,422.20 |
| 5-1-2-9-06-01 | Neumáticos y cámaras | 73,662.20 | 10,760.00 | 0.00 | 84,422.20 |
| -1-2-9-09-00 | Refacciones y accesorios menor | 4,052.93 | 2,577.50 | 0.00 | 6,630.43 |
| -1-2-9-09-01 | Materiales y suministros vario | 4,052.93 | 2,577.50 | 0.00 | 6,630.43 |
| 5-1-3-0-00-00 | Servicios generales | 3,350,383.78 | 1,000,622.64 | 7,538.90 | 4,343,467.52 |
| 5-1-3-1-00-00 | Servicios básicos | 1,418,672.53 | 386,645.04 | 0.00 | 1,805,317.57 |
| -1-3-1-01-00 | Energía eléctrica | 1,339,787.00 | 356,925.00 | 0.00 | 1,696,712.00 |
| -1-3-1-01-01 | Servicio de energía eléctrica | 12,358.00 | 6,133.00 | 0.00 | 18,491.00 |
| -1-3-1-01-02 | Alumbrado público | 1,327,429.00 | 350,792.00 | 0.00 | 1,678,221.00 |
| 5-1-3-1-02-00 | Gas | 0.00 | 9,825.73 | 0.00 | 9,825.73 |
| 5-1-3-1-02-01 | Gas | 0.00 | 9,825.73 | 0.00 | 9,825.73 |
| -1-3-1-03-00 | Agua | 27,763.19 | 6,889.55 | 0.00 | 34,652.74 |
| -1-3-1-03-01 | Servicio de agua potable | 27,763.19 | 6,889.55 | 0.00 | 34,652.74 |
| 5-1-3-1-04-00 | Telefonía tradicional | 29,100.00 | 6,934.00 | 0.00 | 36,034.00 |
| 5-1-3-1-04-01 | Servicio telefónico convencion | 29,100.00 | 6,934.00 | 0.00 | 36,034.00 |
| -1-3-1-05-00 | Telefonía celular | 21,140.00 | 5,135.00 | 0.00 | 26,275.00 |
| -1-3-1-05-01 | Servicio de telefonía celular | 21,140.00 | 5,135.00 | 0.00 | 26,275.00 |
| 5-1-3-1-06-00 | Servicios de telecomunicaciones | 0.00 | 567.00 | 0.00 | 567.00 |
| 5-1-3-1-06-02 | Servicio de telecomunicaciones | 0.00 | 567.00 | 0.00 | 567.00 |
| 5-1-3-1-08-00 | Servicios postales y telegráfí | 882.34 | 368.76 | 0.00 | 1,251.10 |
| -1-3-1-08-03 | Servicio de mensajería | 882.34 | 368.76 | 0.00 | 1,251.10 |
| -1-3-2-00-00 | Servicios de arrendamiento | 292,745.79 | 75,758.44 | 0.00 | 368,504.23 |
| 5-1-3-2-01-00 | Arrendamiento de terrenos | 69,600.00 | 17,400.00 | 0.00 | 87,000.00 |
| 5-1-3-2-03-00 | Arrendamiento de mobiliario y | 4,560.03 | 0.00 | 0.00 | 4,560.03 |
| -1-3-2-03-02 | Arrendamiento de equipo de fot | 4,560.03 | 0.00 | 0.00 | 4,560.03 |
| -1-3-2-05-00 | Arrendamiento de equipo de tra | 8,352.00 | 0.00 | 0.00 | 8,352.00 |
| 5-1-3-2-05-02 | Arrendamiento de equipo de tra | 8,352.00 | 0.00 | 0.00 | 8,352.00 |
| 5-1-3-2-06-00 | Arrendamiento de maquinaria, o | 208,800.00 | 58,000.00 | 0.00 | 266,800.00 |
| -1-3-2-06-01 | Arrendamiento de maquinaria, o | 208,800.00 | 58,000.00 | 0.00 | 266,800.00 |
| -1-3-2-09-00 | Otros arrendamientos | 1,433.76 | 358.44 | 0.00 | 1,792.20 |
| 5-1-3-2-09-01 | Otros arrendamientos | 1,433.76 | 358.44 | 0.00 | 1,792.20 |
| 5-1-3-3-00-00 | Servicios profesionales, cient | 252,144.84 | 44,771.22 | 0.00 | 296,916.06 |
| 5-1-3-3-04-00 | Servicios de capacitación | 52,144.84 | 3,000.00 | 0.00 | 55,144.84 |
| -1-3-3-04-01 | Servicios de capacitación | 52,144.84 | 3,000.00 | 0.00 | 55,144.84 |
| -1-3-3-09-00 | Servicios profesionales, cient | 200,000.00 | 41,771.22 | 0.00 | 241,771.22 |
| 5-1-3-3-09-01 | Estudios, investigaciones y pr | 200,000.00 | 41,771.22 | 0.00 | 241,771.22 |
| 5-1-3-4-00-00 | Servicios financieros, bancari | 127,995.45 | 4,574.21 | 7,538.90 | 125,030.76 |
| -1-3-4-01-00 | Servicios financieros y bancar | 1,235.40 | 4,574.21 | 0.00 | 5,809.61 |
| -1-3-4-01-02 | Intereses y comisiones | 1,235.40 | 574.20 | 0.00 | 1,809.60 |
| 5-1-3-4-01-03 | Avalúo técnico de predios | 0.00 | 4,000.01 | 0.00 | 4,000.01 |
| 5-1-3-4-05-00 | Seguro de bienes patrimoniales | 126,760.05 | 0.00 | 7,538.90 | 119,221.15 |
| -1-3-4-05-01 | Seguro de bienes patrimoniales | 126,760.05 | 0.00 | 7,538.90 | 119,221.15 |
| -1-3-5-00-00 | Servicios de instalación, repa | 519,858.79 | 64,770.41 | 0.00 | 584,629.20 |
| 5-1-3-5-01-00 | Conservación y mantenimiento m | 8,138.66 | 0.00 | 0.00 | 8,138.66 |

May/16
Palacio Municipal s/n
Gutierrez Zamora, ver

Balanza de comprobación al 31/Mayo/16

Tipo de moneda :

Todas

| Num. cuenta | Descripción | Saldo anterior | Debe | Haber | Saldo actual |
|-----------------------------|---------------------------------|----------------|---------------|---------------|--------------|
| -1-3-5-01-01 | Conservación y mantenimiento d | 8,138.66 | 0.00 | 0.00 | 8,138.66 |
| -1-3-5-02-00 | Instalación, reparación y mant | 7,572.80 | 2,392.00 | 0.00 | 9,964.80 |
| 5-1-3-5-02-01 | Conservación y mantenimiento d | 4,640.00 | 2,392.00 | 0.00 | 7,032.00 |
| 5-1-3-5-02-02 | Conservación y mantenimiento d | 2,932.80 | 0.00 | 0.00 | 2,932.80 |
| -1-3-5-03-00 | Instalación, reparación y mant | 6,349.99 | 1,392.00 | 0.00 | 7,741.99 |
| -1-3-5-03-01 | Conservación y mantenimiento d | 6,349.99 | 1,392.00 | 0.00 | 7,741.99 |
| -1-3-5-05-00 | Reparación y mantenimiento de | 149,797.34 | 14,586.41 | 0.00 | 164,383.75 |
| 5-1-3-5-05-01 | Conservación y mantenimiento d | 3,083.88 | 0.00 | 0.00 | 3,083.88 |
| -1-3-5-05-02 | Conservación y mantenimiento d | 141,020.43 | 14,586.41 | 0.00 | 155,606.84 |
| -1-3-5-05-03 | Conservación y mantenimiento d | 5,693.03 | 0.00 | 0.00 | 5,693.03 |
| -1-3-5-08-00 | Servicios de limpieza y manejo | 348,000.00 | 46,400.00 | 0.00 | 394,400.00 |
| 5-1-3-5-08-02 | Protección y preservación ecol | 348,000.00 | 46,400.00 | 0.00 | 394,400.00 |
| 5-1-3-6-00-00 | Servicios de comunicación soci | 260,161.62 | 191,635.54 | 0.00 | 451,797.16 |
| -1-3-6-01-00 | Difusión por radio, televisión | 260,161.62 | 191,635.54 | 0.00 | 451,797.16 |
| -1-3-6-01-01 | Publicaciones oficiales para d | 258,491.22 | 186,801.22 | 0.00 | 445,292.44 |
| 5-1-3-6-01-04 | Impresiones | 1,670.40 | 4,834.32 | 0.00 | 6,504.72 |
| 5-1-3-7-00-00 | Servicios de traslado y viático | 123,476.48 | 24,513.82 | 0.00 | 147,990.30 |
| -1-3-7-02-00 | Pasajes terrestres | 464.95 | 0.00 | 0.00 | 464.95 |
| -1-3-7-02-01 | Pasajes nacionales a servidore | 464.95 | 0.00 | 0.00 | 464.95 |
| -1-3-7-05-00 | Viáticos en el país | 123,011.53 | 24,513.82 | 0.00 | 147,525.35 |
| 5-1-3-7-05-01 | Viáticos nacionales a servidor | 123,011.53 | 24,513.82 | 0.00 | 147,525.35 |
| 5-1-3-8-00-00 | Servicios oficiales | 111,319.25 | 63,629.11 | 0.00 | 174,948.36 |
| -1-3-8-01-00 | Gastos de ceremonial | 27,661.30 | 23,901.65 | 0.00 | 51,562.95 |
| -1-3-8-01-01 | Atención a visitantes | 27,661.30 | 23,901.65 | 0.00 | 51,562.95 |
| 5-1-3-8-02-00 | Gastos de orden social y cultu | 83,657.95 | 39,727.46 | 0.00 | 123,385.41 |
| 5-1-3-8-02-02 | Actividades cívicas y festivid | 83,657.95 | 39,727.46 | 0.00 | 123,385.41 |
| -1-3-9-00-00 | Otros servicios generales | 244,009.03 | 144,324.85 | 0.00 | 388,333.88 |
| -1-3-9-01-00 | Servicios funerarios y de ceme | 19,300.00 | 2,000.00 | 0.00 | 21,300.00 |
| -1-3-9-01-01 | Servicios funerarios y de ceme | 19,300.00 | 2,000.00 | 0.00 | 21,300.00 |
| 5-1-3-9-02-00 | Impuestos y derechos | 35,076.55 | 11,187.00 | 0.00 | 46,263.55 |
| -1-3-9-02-01 | Otros impuestos, derechos y cu | 35,076.55 | 11,187.00 | 0.00 | 46,263.55 |
| -1-3-9-05-00 | Penas, multas, accesorios y ac | 1,113.53 | 0.00 | 0.00 | 1,113.53 |
| -1-3-9-05-01 | Penas, multas, accesorios y ac | 1,113.53 | 0.00 | 0.00 | 1,113.53 |
| 5-1-3-9-08-00 | Impuestos sobre nominas y otro | 169,218.45 | 118,139.85 | 0.00 | 287,358.30 |
| 5-1-3-9-08-01 | Impuestos sobre erogaciones po | 169,218.45 | 118,139.85 | 0.00 | 287,358.30 |
| -1-3-9-09-00 | Otros servicios generales | 19,300.50 | 12,998.00 | 0.00 | 32,298.50 |
| -1-3-9-09-02 | Otros servicios generales | 19,300.50 | 12,998.00 | 0.00 | 32,298.50 |
| 5-2-0-0-00-00 | Transferencias, asignaciones, | 3,395,263.58 | 81,321.69 | 0.00 | 3,476,585.27 |
| 5-2-3-0-00-00 | Subsidios y subvenciones | 3,172,748.00 | 0.00 | 0.00 | 3,172,748.00 |
| -2-3-1-00-00 | Subsidios | 3,172,748.00 | 0.00 | 0.00 | 3,172,748.00 |
| -2-3-1-03-00 | Subsidio a la inversión | 3,172,748.00 | 0.00 | 0.00 | 3,172,748.00 |
| -2-3-1-03-01 | Subsidio a la Inversión | 3,172,748.00 | 0.00 | 0.00 | 3,172,748.00 |
| 5-2-4-0-00-00 | Ayudas sociales | 222,515.58 | 81,321.69 | 0.00 | 303,837.27 |
| 5-2-4-1-00-00 | Ayudas sociales a personas | 198,595.58 | 81,321.69 | 0.00 | 279,917.27 |
| -2-4-1-01-00 | Ayudas sociales a personas | 198,595.58 | 81,321.69 | 0.00 | 279,917.27 |
| -2-4-1-01-01 | Protección a ancianos y desval | 144,009.00 | 41,592.00 | 0.00 | 185,601.00 |
| 5-2-4-1-01-02 | Servicios médicos | 25,346.00 | 5,105.06 | 0.00 | 30,451.06 |
| 5-2-4-1-01-03 | Traslado de personas | 3,700.00 | 10,000.00 | 0.00 | 13,700.00 |
| -2-4-1-01-09 | Otras ayudas sociales | 25,540.58 | 24,624.63 | 0.00 | 50,165.21 |
| -2-4-3-00-00 | Ayudas sociales a institucione | 23,920.00 | 0.00 | 0.00 | 23,920.00 |
| 5-2-4-3-02-00 | Ayudas sociales a actividades | 4,640.00 | 0.00 | 0.00 | 4,640.00 |
| 5-2-4-3-02-01 | Subsidios culturales y científ | 4,640.00 | 0.00 | 0.00 | 4,640.00 |
| -2-4-3-03-00 | Ayudas sociales a institucione | 19,280.00 | 0.00 | 0.00 | 19,280.00 |
| -2-4-3-03-01 | Subsidios a instituciones | 19,280.00 | 0.00 | 0.00 | 19,280.00 |
| Totales: | | 0.00 | 38,274,481.83 | 38,274,481.83 | 0.00 |
| Total de cuentas reportadas | 389 | | | | |