

MOTOR STICK

BLACK ANTI GLARE PANEL ABOVE THIS LINE

SPINNER IS DARK BROWN FORWARD OF THIS LINE

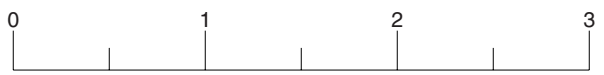
COVER ONLY THE UPPER SURFACE OF THE STAB.

COLORING

OVERALL COLOR IS NATURAL ALUMINUM (SIMULATE WITH LIGHT GRAY) WITH A RANDOM PATTERN OF DARK OLIVE GREEN. THE FIN AND STABILIZER ARE ORANGE RED. THE FIN DESIGN IS A WHITE FLASH AND YELLOW STARS. THE FUSELAGE STRIP IS DARK BLUE. THE FUSELAGE ANTI GLARE PANEL IS BLACK. THE NATIONAL INSIGNIA IS RED. THE FUSELAGE NATIONAL INSIGNIA HAS A WHITE SURROUND. THE KILL MARKINGS ON THE FUSELAGE ARE WHITE AIRCRAFT SILHOUETTES.

COVER ONLY THE LEFT SIDE OF THE FUSELAGE.

NOTE: ALL CURVED OUTLINES ARE SHAPED BY WET FORMING THE STRIP WOOD. ONE APPROACH FOR WET FORMING THE STRIP WOOD IS TO WET THE TARGET AREA AND THEN APPLY A LOW WATTAGE SOLDERING IRON TO THE WOOD. WORK THE WOOD AROUND THE BARREL OF THE SOLDERING IRON RE-WETTING THE AREA BEING FORMED FREQUENTLY. AFTER THE STRIP IS FORMED TO THE GENERAL SHAPE, PIN IT DOWN TO THE PLAN IN THE FINAL SHAPE. LET IT DRY BEFORE FINAL TRIMMING.



Ki 61-Ib Tony

FAC NO-CAL SCALE

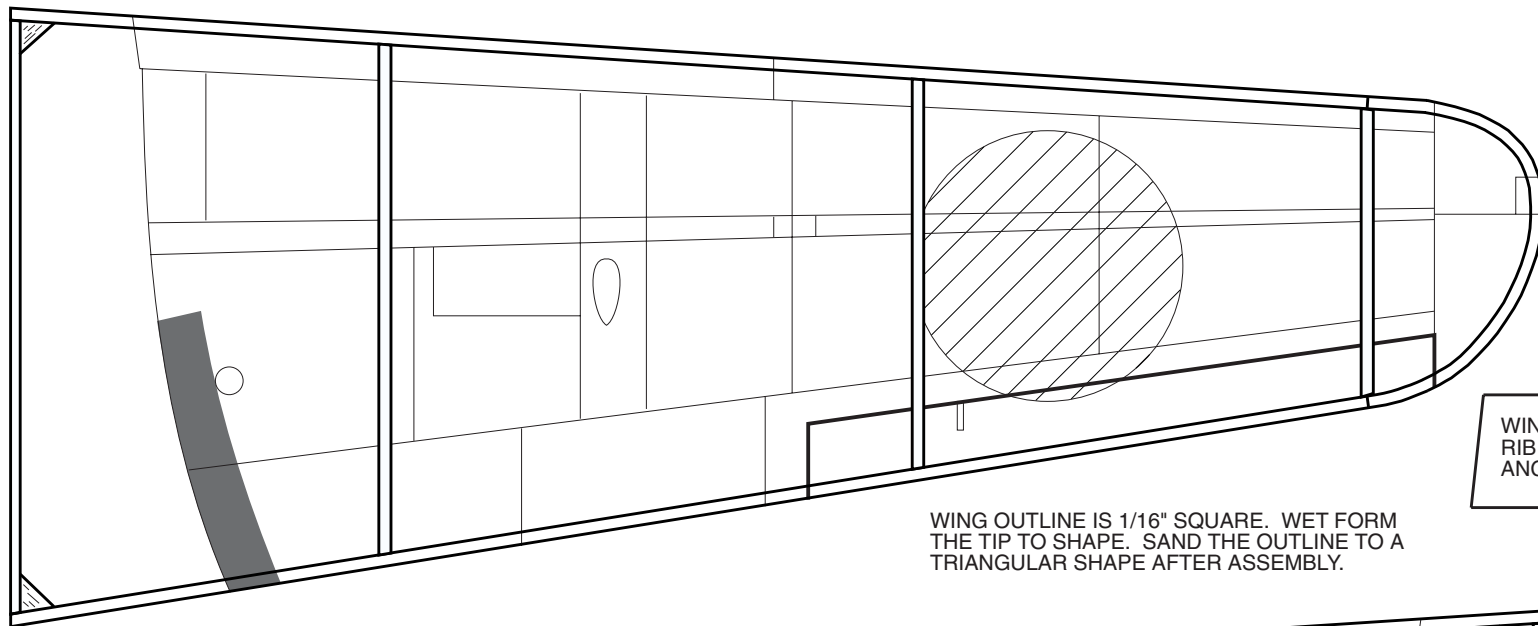
DESIGNED AND DRAWN

BY PAUL BRADLEY

3/99

SHEET 1 OF 3 FROM INTERNET DOWNLOAD

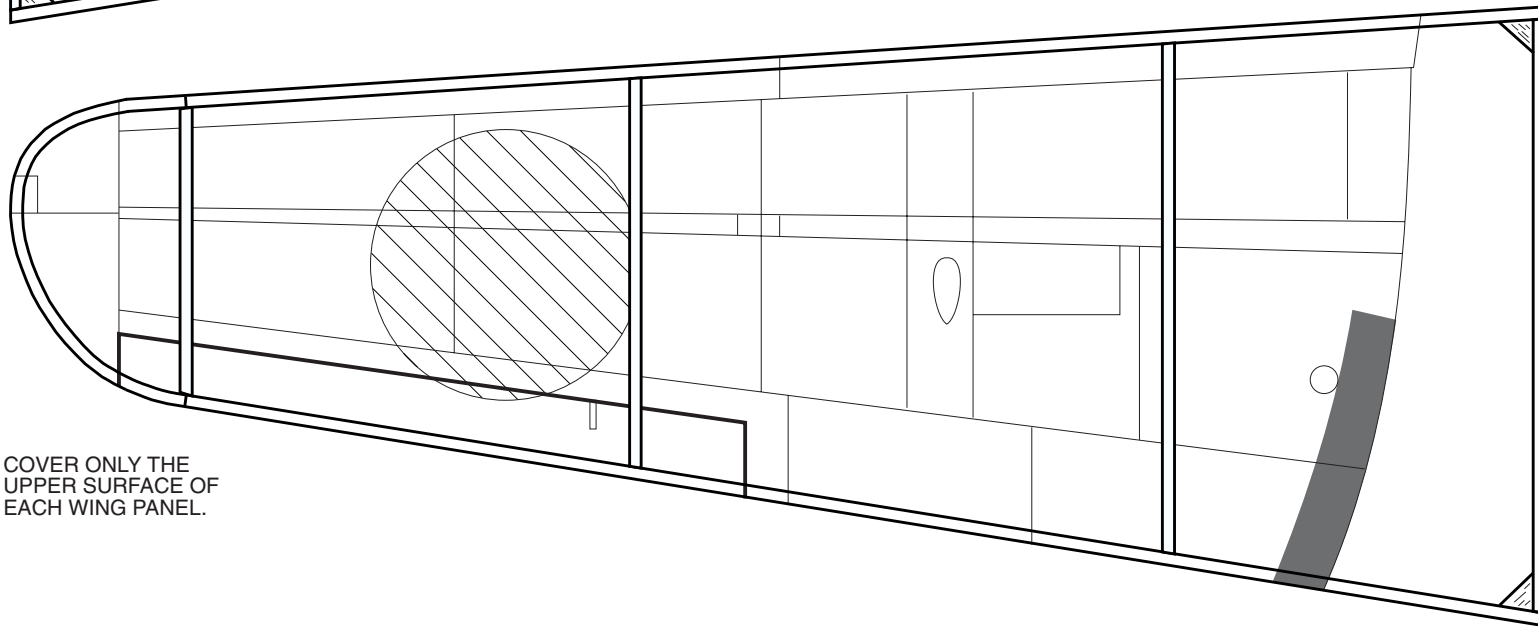
FILLER PIECE - ADD AFTER THE STAB IS INSTALLED



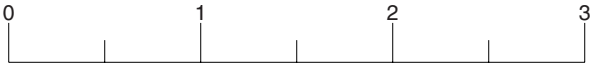
7/8" DIHEDRAL
UNDER EACH TIP

WING ROOT
RIB DIHEDRAL
ANGLE GAGE

WING OUTLINE IS 1/16" SQUARE. WET FORM
THE TIP TO SHAPE. SAND THE OUTLINE TO A
TRIANGULAR SHAPE AFTER ASSEMBLY.



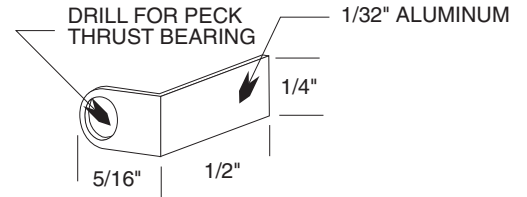
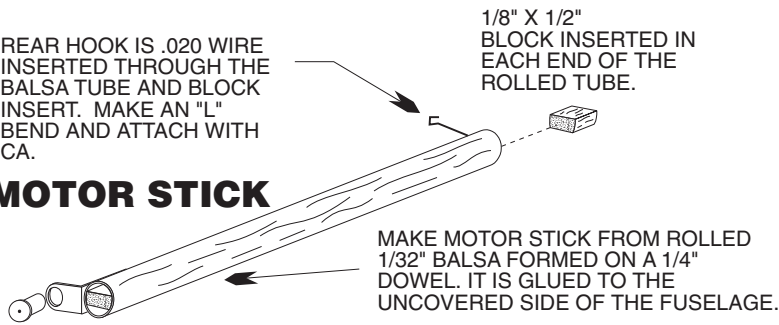
COVER ONLY THE
UPPER SURFACE OF
EACH WING PANEL.



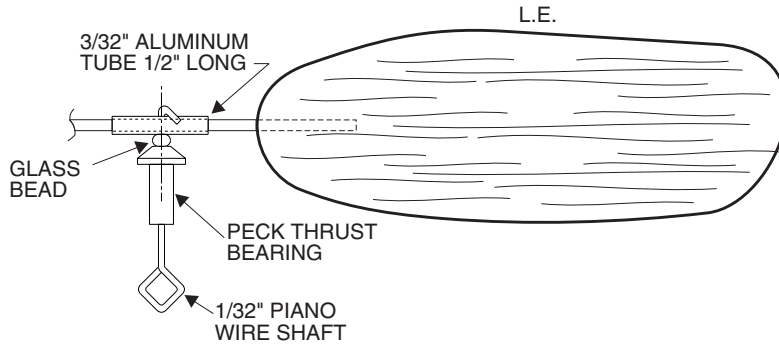
Ki 61-1b Tony
FAC NO-CAL SCALE
DESIGNED AND DRAWN
BY PAUL BRADLEY
3/99

REAR HOOK IS .020 WIRE INSERTED THROUGH THE Balsa TUBE AND BLOCK INSERT. MAKE AN "L" BEND AND ATTACH WITH CA.

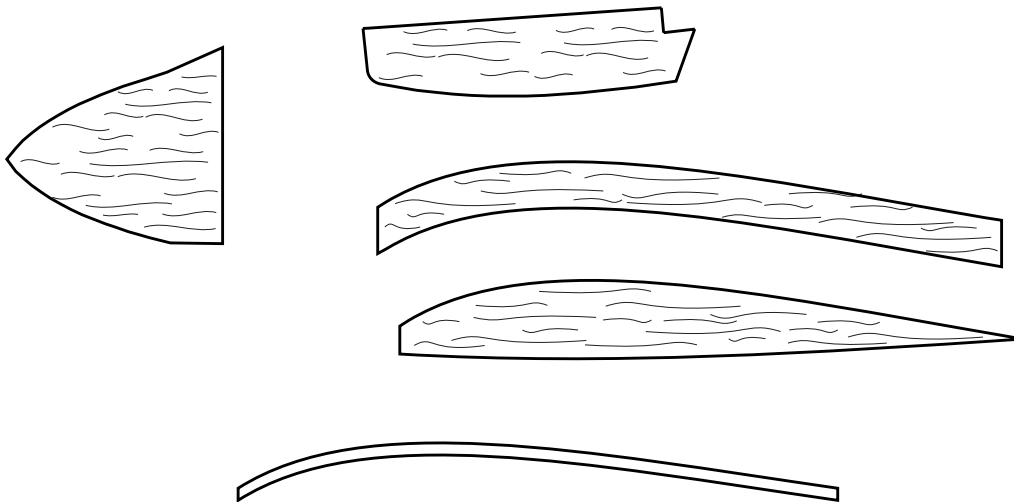
MOTOR STICK



PROP HANGER DETAIL



PROP BLADES ARE 1/32" SHEET FORMED ON A 3" CYLINDER. SET EACH BLADE WITH THE LEADING EDGE 15 DEGREES LEFT FROM VERTICAL ON THE CYLINDER. MAKE 2 IDENTICAL BLADES FOR THE PROP ASSEMBLY. PROP SPARS ARE MADE FROM BAMBOO ROUNDED TO 1/16" DIAMETER. A GOOD SOURCE FOR BAMBOO IS SHISH KABOB SKEWERS. GLUE THE SPARS INTO THE ALUMINUM TUBE. USE REGULAR MODEL AIRPLANE CEMENT FOR THIS SO PITCH ADJUSTMENTS CAN BE MADE BY SOFTENING THE GLUE WITH ACETONE.



CUT WING RIBS FROM 1/20" SHEET. TRIM TO LENGTH FROM TRAILING EDGE.



Ki 61-Ib Tony

FAC NO-CAL SCALE

DESIGNED AND DRAWN

BY PAUL BRADLEY

3/99

SHEET 3 OF 3 FROM INTERNET DOWNLOAD