




Capabilities



Contents

STANDARD RACK

06 Selective Pallet Rack is the universal system for direct access to pallets.

08 Drive-In/Drive-Thru Pallet Rack is a high-density storage solution ideal for homogeneous, low-rotation products with a large number of pallets per SKU.

10 Structural Rack combines specially designed structural frames with horizontal load beams to accommodate heavy loads.

DYNAMIC RACK

12 Push-Back allows multiple product storage configurations to ensure excellent selectivity.

14 Carton Flow is designed for manually picked operations where slightly inclined wheel tracks allow cartons to gravitate toward the picker.

16 Pallet Flow is a system where pallets loaded at the top end of a slightly inclined rack are allowed to glide safely to the picking aisle.

SHELVING

18 Wide Span Shelving is a flexible, medium to heavy-duty, hand-stack storage system that can be easily reconfigured.

20 Metal Point Shelving is designed for light to medium hand-stacked applications.

CANTILEVER & WORK PLATFORMS

22 Cantilever is a medium to heavy-duty storage solution utilizing load-bearing arms anchored by a large column at one end.

24 Work Platforms can be the most economical way to increase warehouse space without the cost of a conventional building expansion.

SOFTWARE

26 Easy WMS Software is a warehouse management software that controls the movement and storage of goods in a warehouse.

AUTOMATED STORAGE

28 Pallet Shuttle is a semi-automated pallet retrieval system, allowing high-density storage without the need for a forklift to enter the lane.

30 Movirack uses mobile bases to enable access to several shelves from one single working aisle.

32 AS/RS for Pallets is designed to work in narrow aisles and nearly 100 feet off the ground, maximizing high-density storage and automated operation.


34 AS/RS for Boxes is an automated mini load system used for the storage, movement and order fulfillment of small or irregular goods in boxes.

36 MT Cranes offer more affordable automation with trilateral stacker cranes that replace manned trilateral forklifts.

38 Rack Supported Buildings consist of a complete racking system that provides the basic structural support for the building's roof and walls.


40 Conveyors are designed for gathering and transporting loads, combining the efficiency of stacker cranes with the processes of load units.

Services



FACILITY DESIGN

We provide strategic planning; data analysis; quotes; concept development and evaluation; computer simulation modeling; material handling design; equipment specifications; operational audits and improvements; system controls and integration specialists; and industrial engineers specializing in productivity, space utilization and material flow.




ASSEMBLY AND INSTALLATION

The Interlake Mecalux Installation Services team coordinates the installation of all types of racking systems and related material handling components. The IS team is proficient at handling everything from the most basic storage rack systems to complex integrated material handling projects that incorporate racking, conveyance, sortation, controls, mezzanines, multi-level pick modules, rack supported buildings and more.



SITE AND PROJECT MANAGEMENT

Our experienced team of site supervisors and project managers takes the worry and guesswork out of material handling projects. From simple rack systems to complex pick modules and other integrated material handling systems, our site and project management team takes care of all the details and day-to-day management to ensure that your unique installation is completed safely, on schedule, on budget and to your specifications. We also offer training to educate you on our products, how we develop them, and what their capabilities are.



ARCHIVE AND RECORD STORAGE

The Archive Group specializes in engineering record storage solutions. Key services include efficiently laying out facilities, securing permits, installing shelves, and coordinating lighting and sprinklers – a turnkey solution. As a part of Interlake Mecalux, the largest rack manufacturer in the U.S., the Archive Group has the resources to handle any job.



INTERLAKE MECALUX NEWS MAGAZINE

Our magazine, Interlake Mecalux News, features articles on everything you need to know about the industry. From case studies, documenting real-life installations and their ability to transform a company, to industry trend articles, our magazine, available in print and online, will bring you up to speed with the logistics world and what Interlake Mecalux can do for you.

Selective Pallet Rack


- Direct access to each pallet
- Simple stock management
- The most popular and versatile racking system in the industry
- Adapts to any product volume, weight or size



Interlake Mecalux Selective Pallet Rack provides total accessibility to the product. Both popular and durable, this racking system provides versatility for warehouses that have a wide variety of product types. It is manufactured from high-strength steel and other quality raw materials, which are certified to meet our stringent specifications.

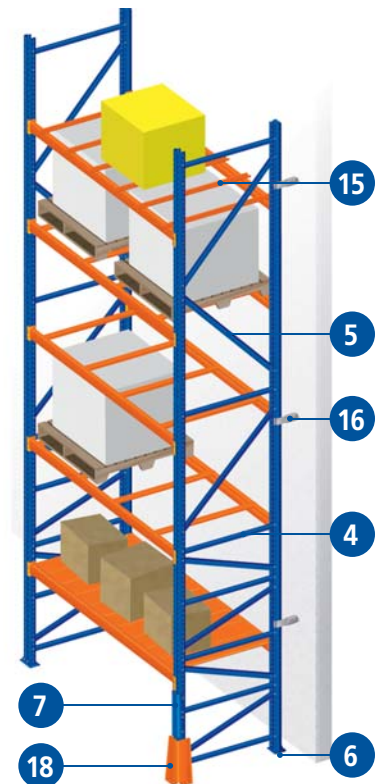
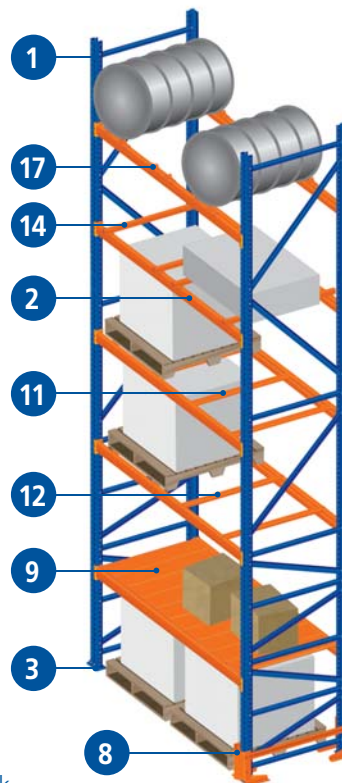
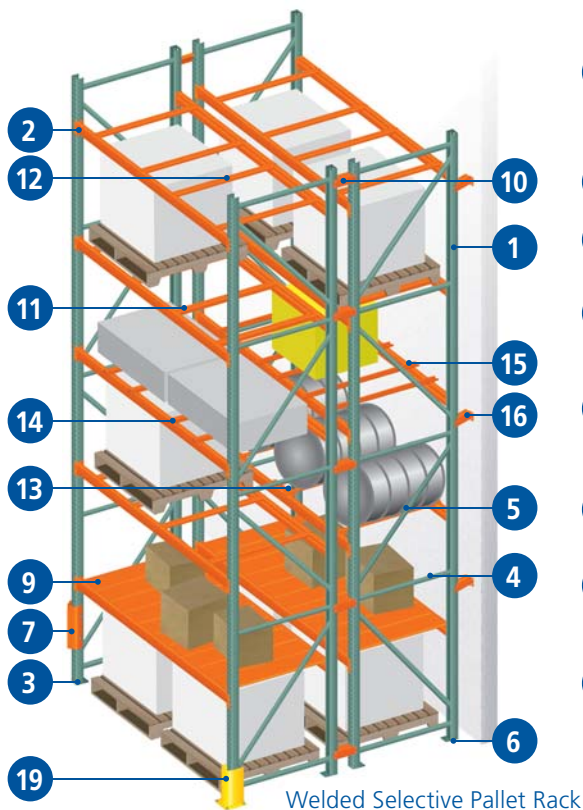
Interlake Mecalux Selective Pallet Rack is roll formed and available with bolted or welded frame configurations. Beams are mounted to the frame and secured in place with a piston lock connector. Thus, beams are properly fitted without the risk of accidental disengagement and are set up for easy reconfigurations when necessary.





BASIC COMPONENTS


1. Frame
2. Beam
3. Foot plate
4. Horizontal strut
5. Diagonal strut
6. Shim
7. Post protector
8. End aisle protector
9. Shelf panel
10. Row spacer
11. Roll-in pallet support
12. Double flanged pallet support
13. Drum/coil bed
14. Fork clearance bar
15. Skid channel
16. Wall tie
17. Drum cradle
18. Corner protector
19. Post protector



Bolted Selective Pallet Rack

Drive-In/ Drive-Thru Pallet Rack

- Last in, first out & first in, first out configurations
- Reduces space, lowers costs and holds more loads with deep lane storage
- Ideal for warehouses with high volume and low SKU numbers
- Minimizes required number of access aisles
- Provides control over entry and exit
- Designed around the combination of your pallets and forklifts



The Drive-In/Drive-Thru system maximizes the use of space within a warehouse, allowing for the storage of a large number of pallets of similar items. Products stored in a loading lane should have the same SKU to avoid unnecessary pallet handling.

With the load raised slightly above the level on which it is to be deposited, forklifts enter the system and deposit pallets on support rails. This action is repeated at each level, optimizing a system that offers high-density storage.

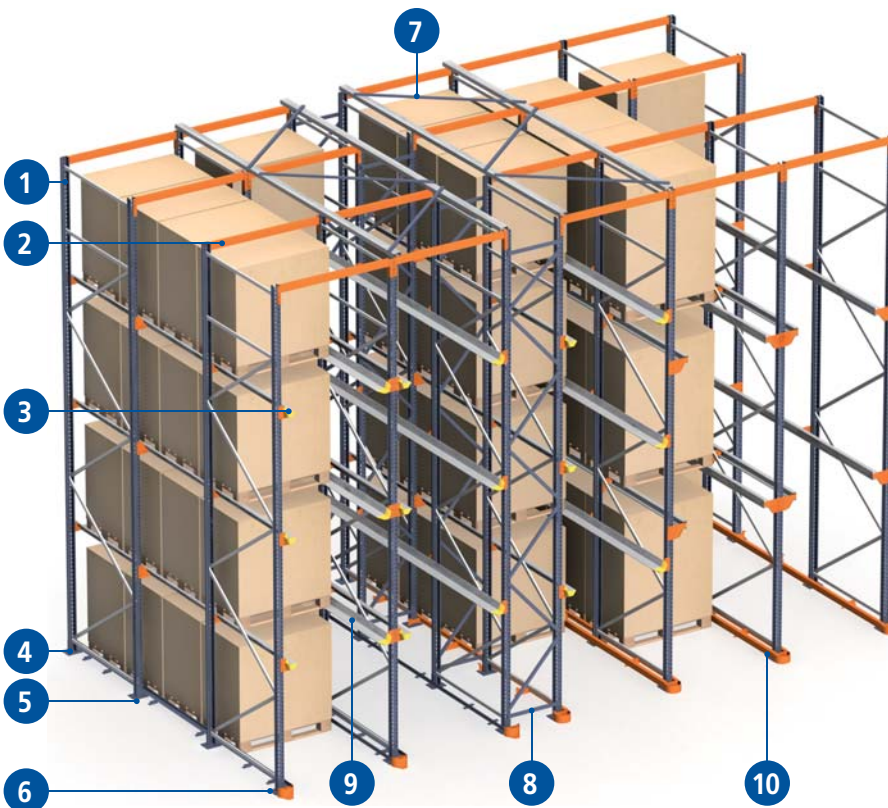
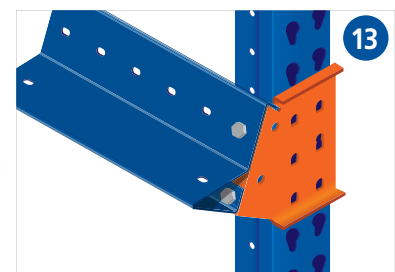
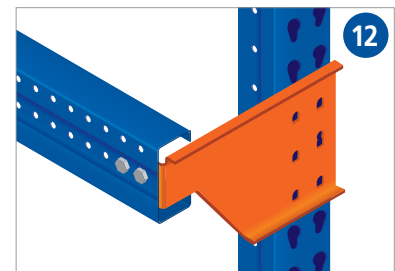
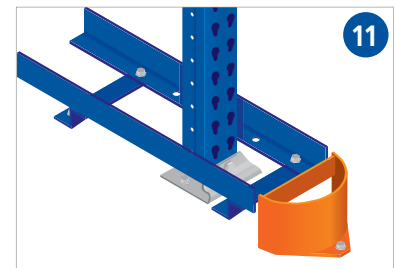
The depth of each lane will depend on the number of pallets per SKU, the occupied space, and the length of time they will be stored.



BASIC COMPONENTS



1. Frame
2. Top tie beam
3. Arm
4. Foot plate
5. Shim
6. Anchor
7. Horizontal struts
8. Rigidity lane / dead bay
9. Rail
10. Guide rail (optional)
11. Guide rail detail
12. C-type rail and arm detail
13. GP4 arm and GP5 rail detail



Structural Rack

- Structural beams can hold 70% more than normal roll-formed beams
- Can be adapted to fit with roll-formed beams for a cost-effective alternative
- Structural frames and beams are applicable for a range of products



Combining specially designed structural frames with horizontal load beams, Structural Selective Rack provides the same product versatility and easy pallet access as standard roll-formed selective rack, while also accommodating heavy loads.

The rack's components can be used in multiple configurations including Selective Pallet Rack, Drive-In/Drive Thru, Push-Back and more.

Structural steel frames may also be integrated with roll-formed beams to provide a more economical structural solution.




F4M End Plate



K End Plate

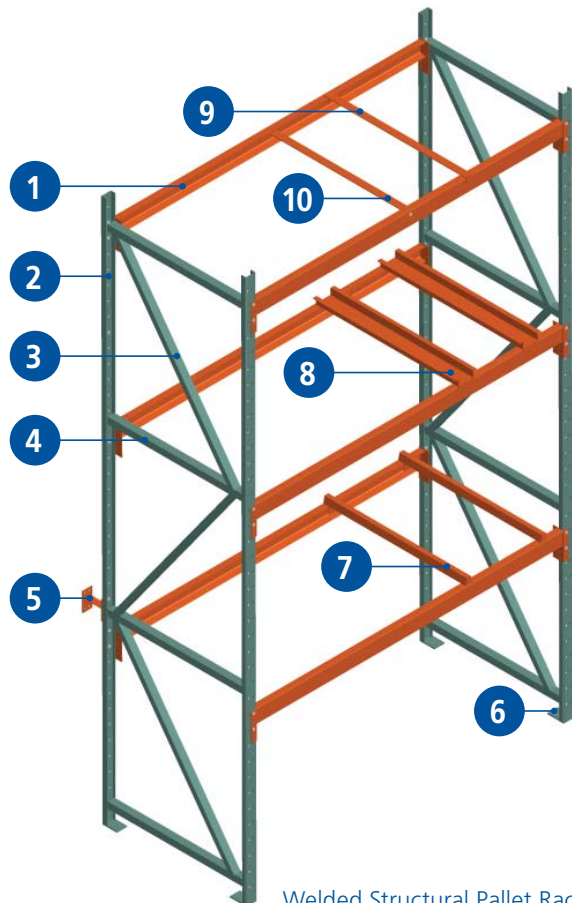


Welded Frame



BASIC COMPONENTS

1. Structural beam
2. Structural frame
3. Diagonal struts
4. Horizontal struts
5. Row spacer
6. Foot plate
7. Fork clearance bar
8. Skid channel
9. Hang-on support
10. Bolt-in support



Welded Structural Pallet Rack

Push-Back Rack

- Its compactness allows maximum capacity
- Provides product accessibility and selectivity
- Sturdy construction affords years of maintenance-free operations
- Maintains cleanliness; the debris-free design is perfect for food applications



Push-Back Rack is designed for high-density, multiple-product storage situations, combining excellent selectivity and a maintenance-free design. This versatile system uses nesting carriages to store pallets up to five deep, providing multiple pick facing with extremely high throughput, and minimizing required access aisles.

As each pallet is loaded, it's placed on a free-rolling carriage that is pushed back into the system by loading additional pallets. When unloading, gravity moves the pallets forward to the aisle on the telescoping carriages, eliminating the need for reaching or driving into the rack.



Selective pallet rack layout with 48 pallet locations per section

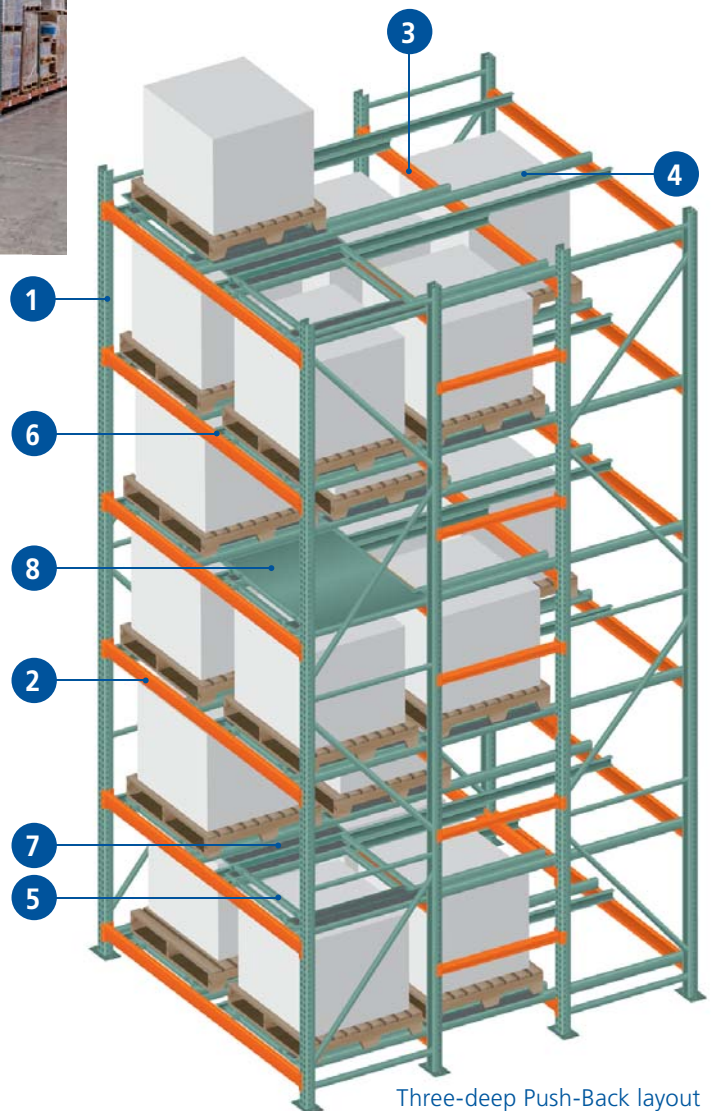


Four-deep Push-Back layout with the same amount of pallet locations



BASIC COMPONENTS

1. Frame
2. Front beam
3. Intermediate beam
4. Rails
5. Cart
6. Pallet stops
7. Skid resistant surface (optional)
8. Full cart cover (optional)



Three-deep Push-Back layout

Carton Flow

- Durable, damage-resistant construction increases strength, safety and life span
- Organize fast and slow movers for maximum efficiency
- Clipless track and guide system speeds assembly and reconfigurations
- Maintains cleanliness and the debris-free design is perfect for food applications



Carton Flow is a rack system that allows first-in, first-out order picking of full cartons and single items. The slightly inclined wheel roller platforms use gravity to move the carton to the picker, saving 25% to 75% in labor over static systems.

Separate stocker and picker aisles, as well as permanently stocked picking faces enhance efficiency. This high visibility helps prevent out-of-stock situations, while our exclusive clipless track and guide system speeds assembly and reconfigurations.

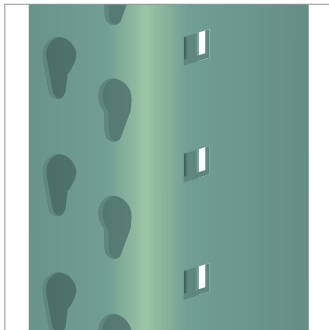
Carton Flow shelves can be installed as a standalone system, or combined with other Interlake Mecalux systems to provide a customizable solution for any warehouse.



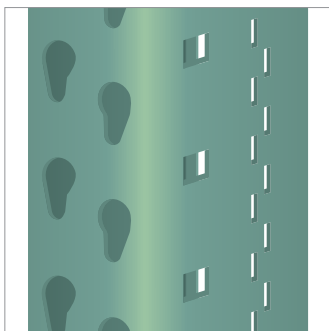
BASIC COMPONENTS

1. Welded selective frame with Carton Flow punching
2. Shelf frame
3. Wheel track
4. Charge end member
5. Intermediate support
6. Diagonal strut
7. Horizontal strut
8. Guide (optional)
9. Tilt panel (optional)

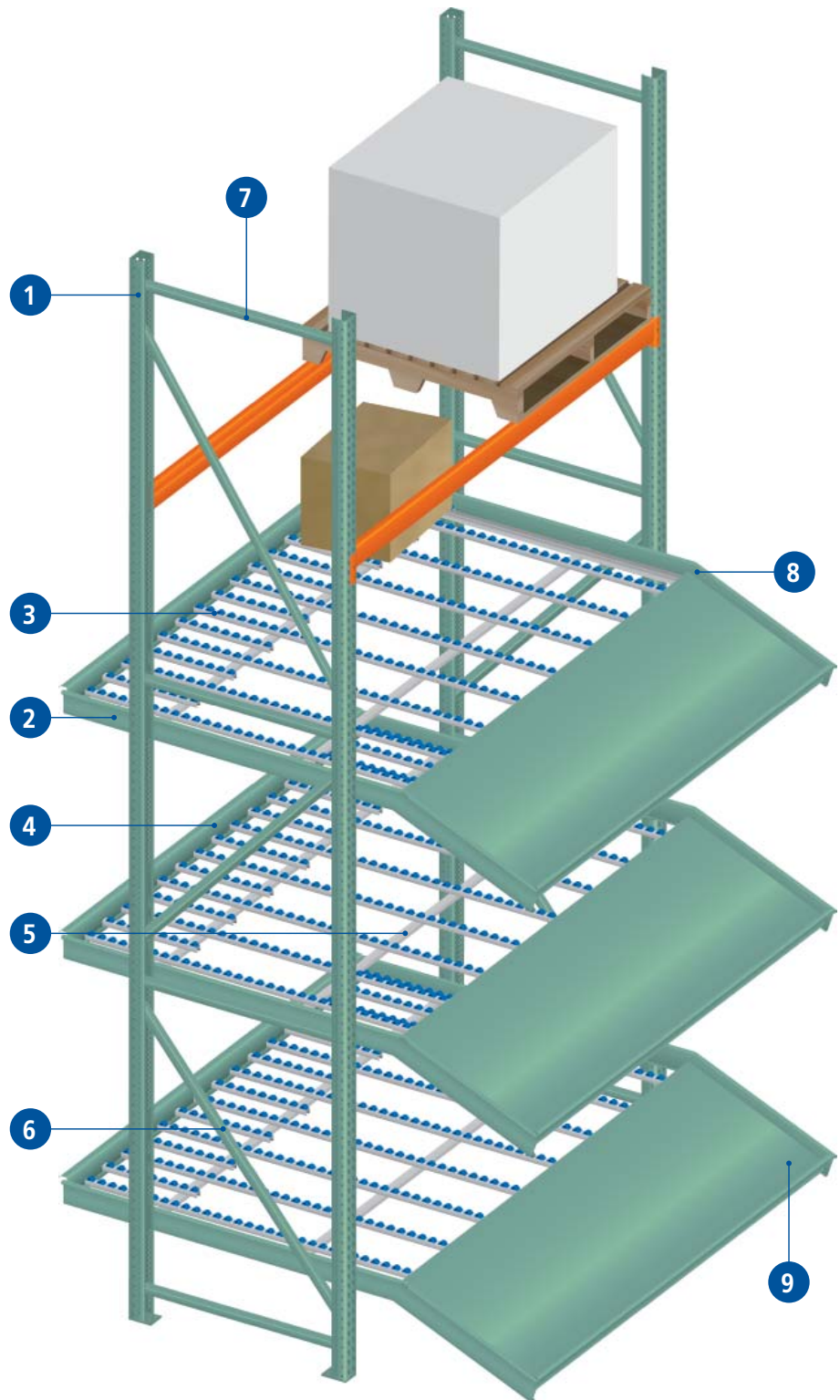
Available in two frame profiles:



Selective frame




Selective frame with
Selecta Flo punching




Pallet Flow

- Ideal for material with expiration dates
- Produces an almost solid volume of usable storage space
- Provides savings in space, manpower and utilities
- Ideal for freezer warehouses and food distribution centers



Pallet Flow is a first-in, first-out storage system incorporating roller track sections placed on a sloped lane. Pallets are introduced into the highest end of the roller track sections and move by gravity toward the picking end.

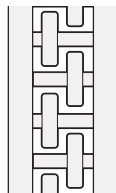
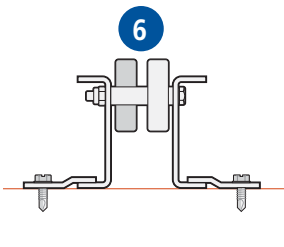
Roller tracks are available in single “skate wheel” or staggered wheel designs. Interlake Mecalux manufactures standard systems up to five pallets in depth. Deep lane Pallet Flow systems are also available.



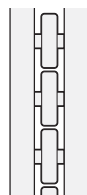
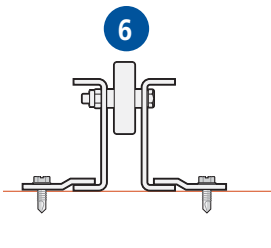


BASIC COMPONENTS

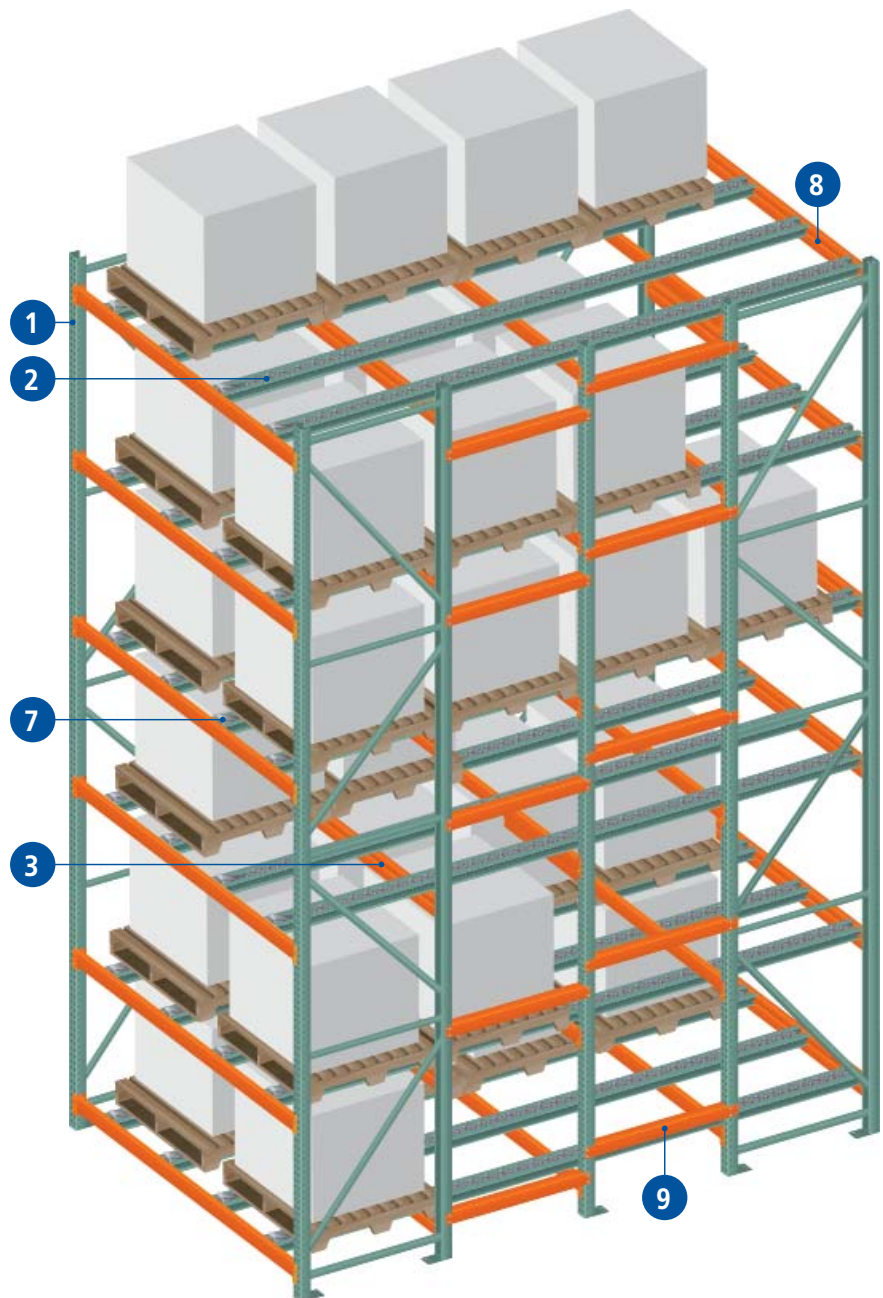
1. Support frame
2. Wheel track
3. Intermediate support beam
4. Single wheel flow rail
5. Dual wheel flow rail
6. Zinc plated wheel
7. Ramp stop
8. Rear support beam
9. Row spacer



5



4



Wide Span Shelving

- The optimal solution for manual storage and archiving for a wide range of SKUs
- Quick and easy assembly
- Galvanized steel shelf panels, reinforced wire decking, hanger beams for storing textiles and clothing, or particle board shelves provide a wide variety of applications
- Can be adapted to meet a variety of hand-stack storage requirements



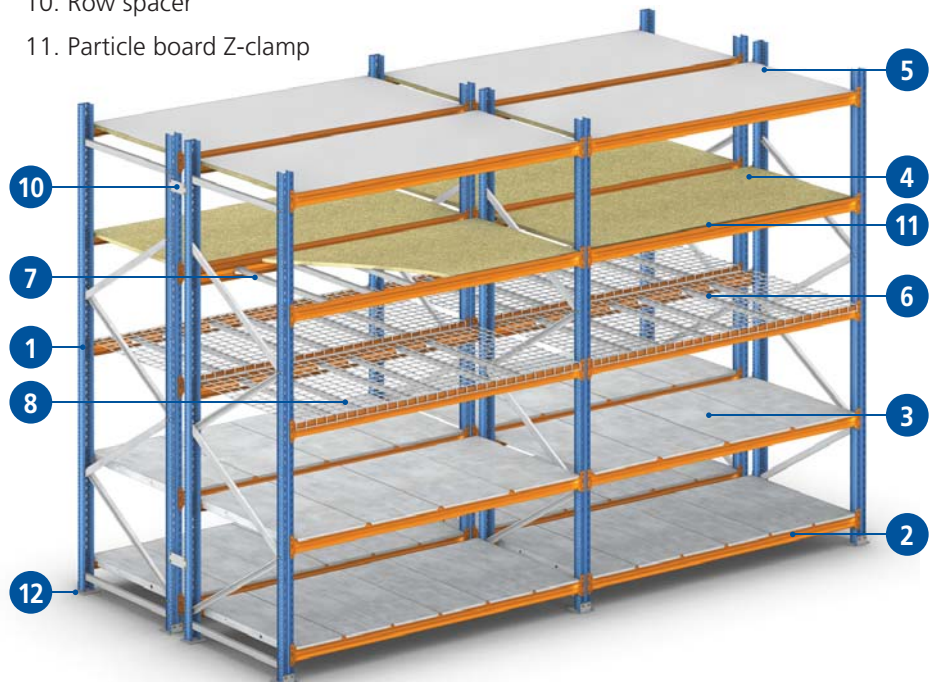

Wide Span shelving is designed for the hand-loading of medium to heavy loads and is ideal for storing small quantities of a very large variety of product types. The system is accessed on foot, either at floor level, or on elevated walkways fitted between the racks. Our unique post design eliminates down aisle growth as well as wasted space behind the post.





BASIC COMPONENTS

1. Frame
2. Beam
3. Galvanized picking shelf
4. Particle board shelf
5. Melamine particle board shelf
6. Mesh shelf
7. Particle board support
8. Mesh shelf cross-tie
9. Safety pin
10. Row spacer
11. Particle board Z-clamp



Metal Point Shelving

- High-quality steel
- Quick, easy, boltless assembly of all components using a simple rubber mallet
- Corrosion-resistant finish ensures durability and long life
- Customizable shelves are available with galvanized steel decking, wire decking, hanger beams for clothes and textiles, or standard particle board



Metal Point boltless industrial shelving is designed for light to medium hand-stacked applications and can easily be adapted to solve any storage need in a warehouse, office or retail establishment. It is manufactured using the same high-quality steel and processes as all Interlake Mecalux products.

Customizable shelves are available with galvanized steel decking, wire decking, hanger beams for clothes and textiles, or standard particle board.



Work Benches



Cart on Wheels



Office Storage



Tire Rack



Vertical Storage

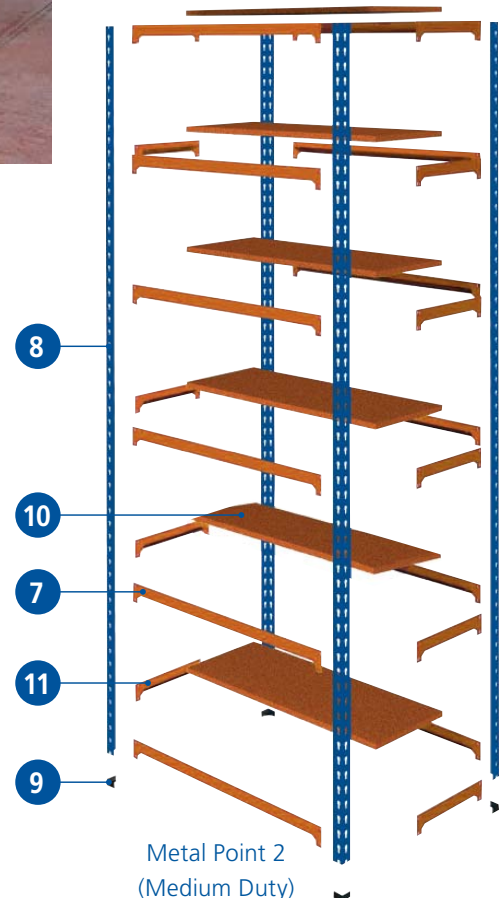
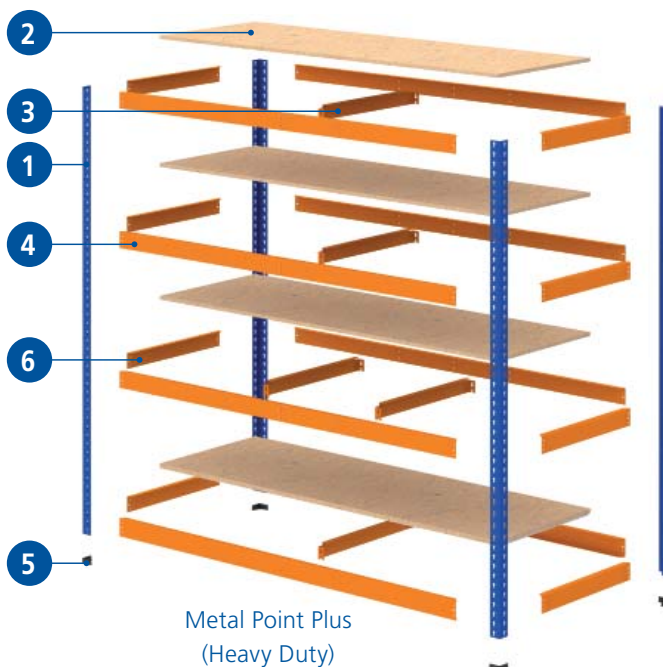


Garment Rack



BASIC COMPONENTS

1. Upright N UE
2. Particle board
3. Center support N STS
4. Beam N LE/N CLE
5. Plastic feet P-50
6. Cross beam N FE
7. Beam LPE
8. Upright LUR
9. Plastic feet P-33
10. Beige 5/8" particle board panel
11. Cross-Tie LPE



Cantilever

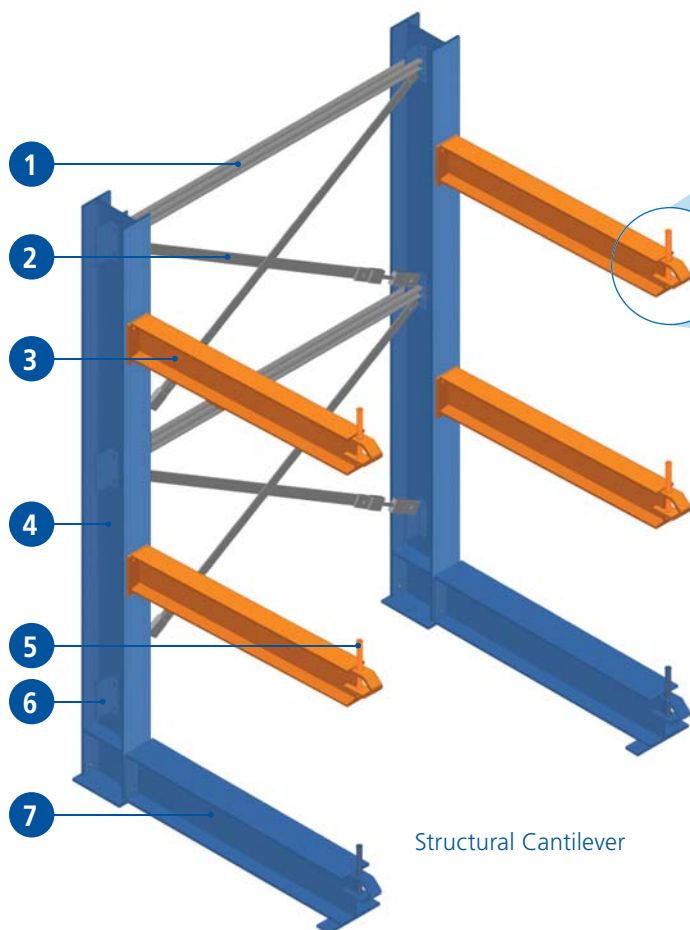
- Wide range of load capacities for both standard and seismic applications
- Center column design creates unlimited horizontal space
- Vertically adjustable arms in 3" increments allow maximum versatility
- Fully customizable



Cantilever Rack is a medium to heavy-duty storage solution for large, long or irregular shaped loads. As the name suggests, this rack features load bearing arms that are anchored to a large column at one end, leaving the picking face unimpeded by structural elements.

Interlake Mecalux offers Cantilever Rack in structural and roll-formed designs to fit the largest range of weight capacities and column heights. Together with the available accessories, this creates a fully customizable, safe and effective storage system.





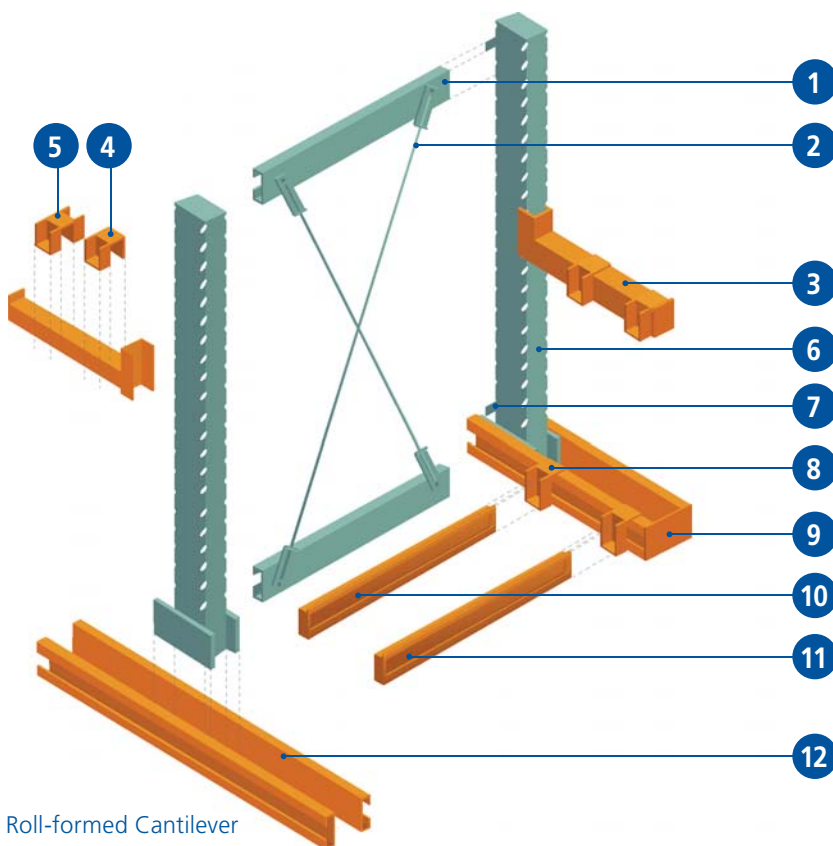
Structural Cantilever

STRUCTURAL COMPONENTS

1. Horizontal brace
2. Diagonal brace
3. Cantilever arm
4. Column
5. Pipe stop
6. Bolted bracing tab
7. Base

ROLL-FORMED COMPONENTS

1. Horizontal brace
2. X-brace rod
3. Cantilever arm
4. Single arm saddle
5. Double arm saddle
6. Column
7. Horizontal tab
8. Base saddle
9. Bolted end cap assembly
10. Interior deck support beam
11. Fascia deck support beam
12. Base channels



Roll-formed Cantilever

Work Platforms

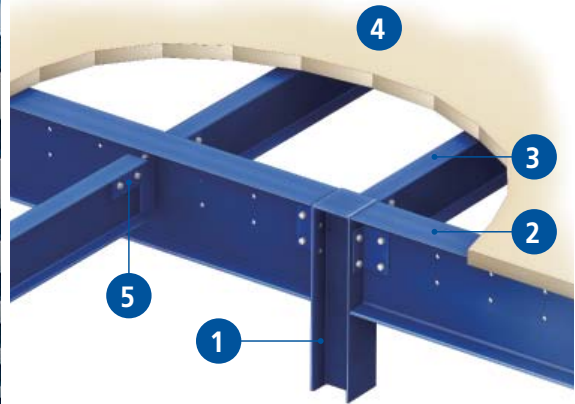
- Installation is quick, clean and easy
- Custom designs fit any existing warehouse layout and budget
- Compatible with a variety of shelving or storage systems
- Several construction systems are available to suit a range of loads and column spans



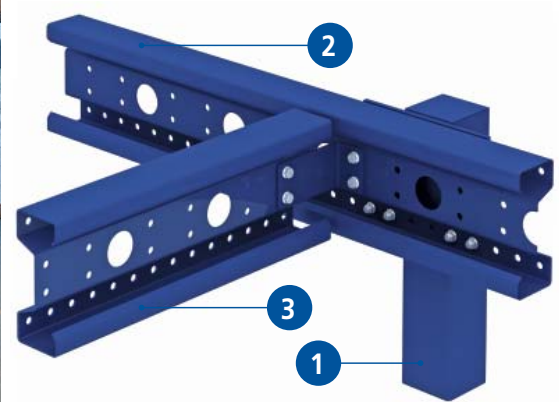
Work Platforms maximize warehouse spaces by doubling their surface areas. These easily installed structures can be disassembled, modified and reused to complement any facility, while allowing valuable ground floor space to remain open for other storage.

The Sigma system is designed with roll-formed beams and columns and integrated perforations for fire sprinkler coverage. The GL system is constructed out of structural steel and is suited to heavier loads or wider spans.





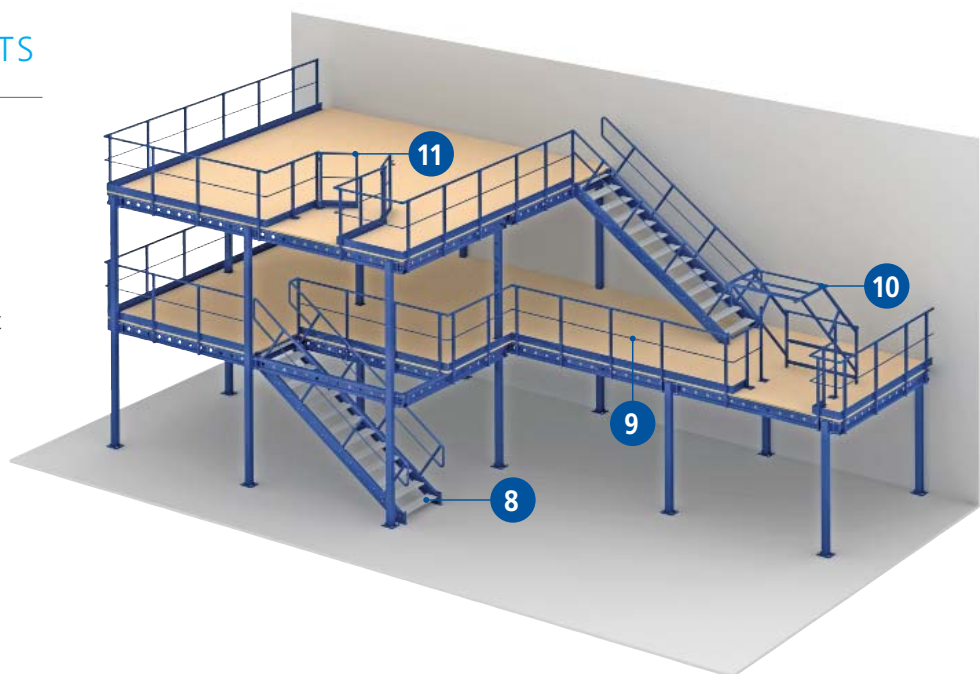
GL System



Sigma System

BASIC COMPONENTS

1. Column
2. Main beam
3. Secondary beam
4. Floor
5. Floor support angle bracket
6. Column base plate
7. Base plate floor fixing
8. Staircase
9. Handrail
10. Up and over pallet gate
11. Swing railing




Easy WMS Software

- Full control over the management of the warehouse
- Elimination of errors in shipments and increased reliability of deliveries
- Increased speed of preparation and shipping of orders
- Highly configurable, customizable and adaptable
- Reduction of logistics costs



With the ability to process transactions including shipping, receiving, stocking and picking, Easy WMS is a real solution for any company, large or small. It adapts to the specific needs of each installation depending on the complexity and automation of the warehouse.





easywms

Improve ROI, increase productivity and save on expenses by implementing the warehouse management software that has the demonstrated ability to provide total location management. Complete control over order preparation and operator productivity saves time, improves the quality of service provided and reduces shipping errors.

A key part of the supply chain, Easy WMS is a warehouse management software that provides movement and storage control of goods in a warehouse.

Pallet Shuttle

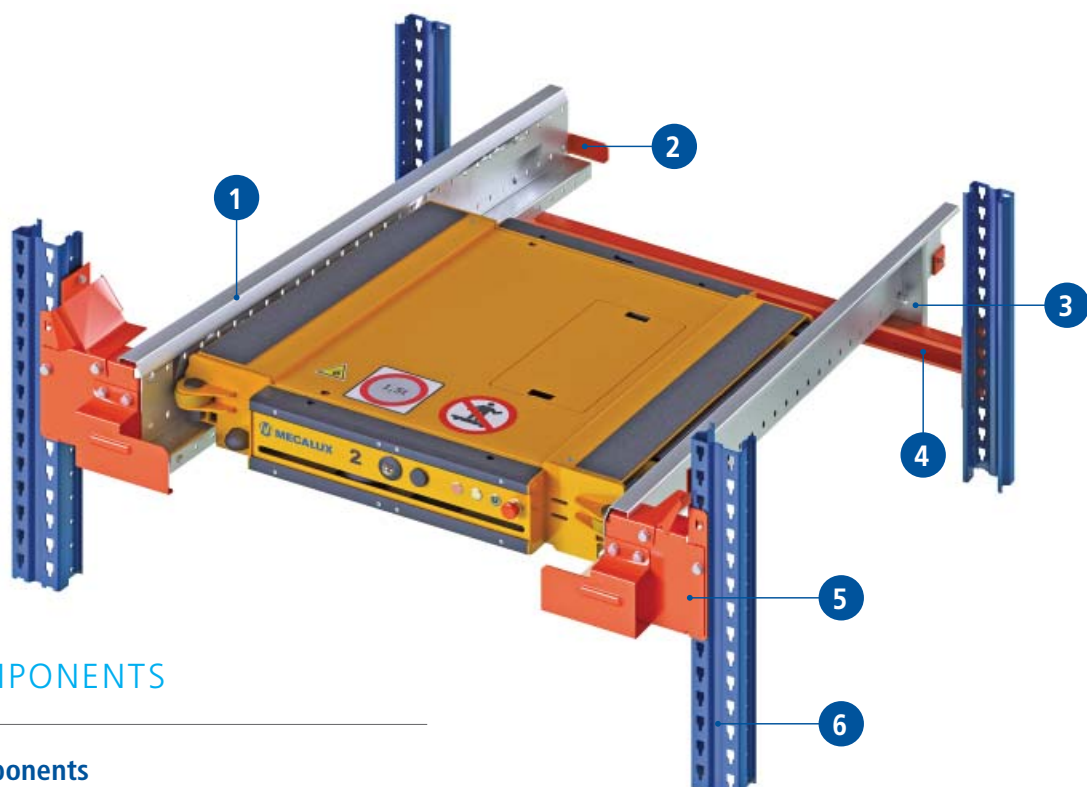
- Maximizes productivity
- Reduced reliance on forklifts inside lanes helps prevent rack damage
- Optimizes space by compacting pallets with different widths inside the channels
- Height between levels is minimized



This high-density, semi-automated pallet storage and retrieval system makes it easier to load and unload goods thanks to an electric cart called Pallet Shuttle.

The forklift sets the load atop the Pallet Shuttle, which then moves along the track to deposit the load in the correct location. Pallet Shuttle has shorter unload times for pallets and can retrieve and bring them to the aisle entrance so the forklift does not enter the lane. This optimizes space by compacting pallets with different widths inside the channels, while minimizing heights between levels.





BASIC COMPONENTS

Structural Components

- | | |
|--------------------|--------------------------|
| 1. Rail PS | 10. Emergency button |
| 2. Stop rail PS | 11. On/Off selector |
| 3. Bracket rail PS | 12. Battery status |
| 4. Beam PS | 13. Malfunction signal |
| 5. Arm PS | 14. Camera (optional) |
| 6. Upright | 15. Wi-Fi antenna |
| | 16. Bumper |
| | 17. Battery |
| | 18. Wi-Fi control tablet |

Shuttle Components

- 7. Wheels
- 8. Lifting platform
- 9. Stopper



Movirack

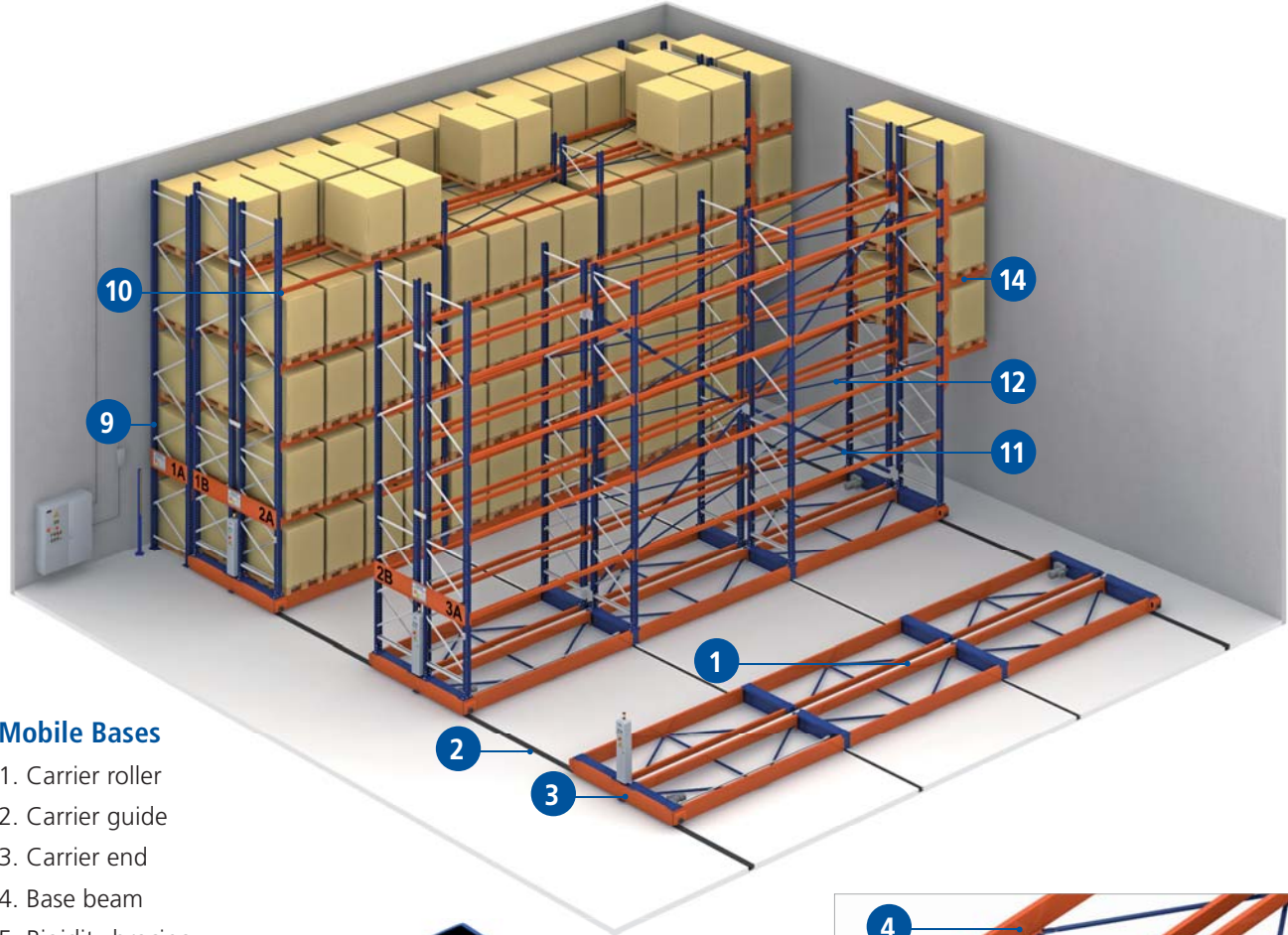
- Remote and computer-controlled storage
- Direct access to any pallet
- Increases the storage capacity while reducing the storage area required
- Eliminates the need for multiple fixed aisles



With the Movirack system, shelving units become more compact and their storage capacity considerably increases, without sacrificing direct access to any item in stock.


The shelving units are installed over guided mobile bases that slide laterally, eliminating the need for multiple fixed aisles. With Movirack, the aisles open up only when the operator requests access. Aisles are opened either automatically by remote control or manually. The mobile bases are equipped with electronic sensors to guarantee safe and efficient operation.





Mobile Bases

1. Carrier roller
2. Carrier guide
3. Carrier end
4. Base beam
5. Rigidity bracing
6. Motor
7. Cable channel
8. Drive shaft



Shelving Components

9. Frame / upright
10. Beam & mechanical safety lock
11. Frame brace
12. Horizontal brace
13. Base fasteners
14. Cantilever beam (optional)

Safety and Control Parts

15. Exterior main power panel
16. Remote power panel
17. Signal and power cables
18. Remote control antenna
19. Remote control
20. Control button pad
21. Exterior safety barrier
22. Interior safety proximity photocell
23. Reset button
24. Emergency button



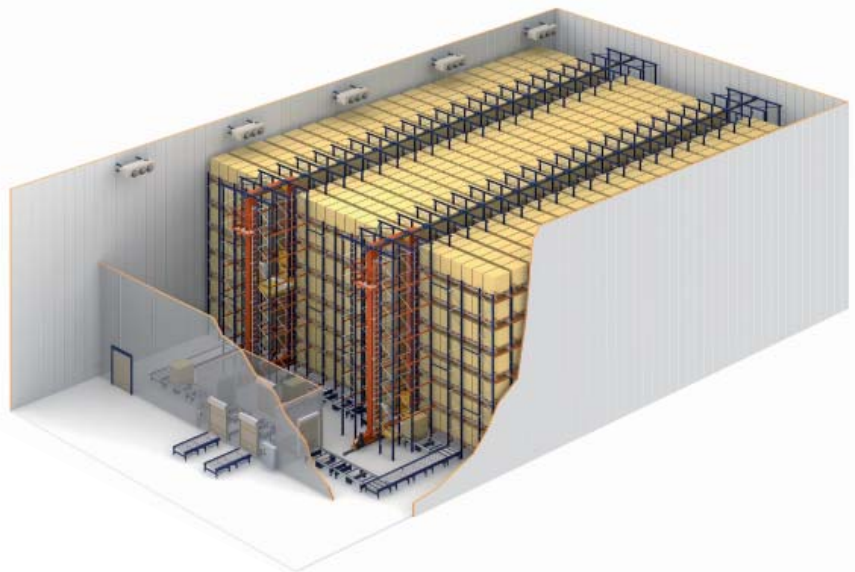
AS/RS for Pallets

- Total control over inventory management
- Fully automated entry and exit of products
- Integrated management software coordinates all warehouse movement
- Fully compatible with any size pallet, the unit load racks can be single-depth or double-depth to maximize capacity



The Interlake Mecalux AS/RS for Pallets is designed to provide versatility and control for any warehouse design. Fully compatible with any size pallet, racks can be single-depth or double-depth to maximize capacity.

AS/RS warehouses for pallets maximize available space in existing structures and minimize storage space by up to 40 percent as compared to traditional storage solutions. Stacker cranes designed to work in narrow aisles and nearly 100 feet off the ground provide high-density storage and automated operation.

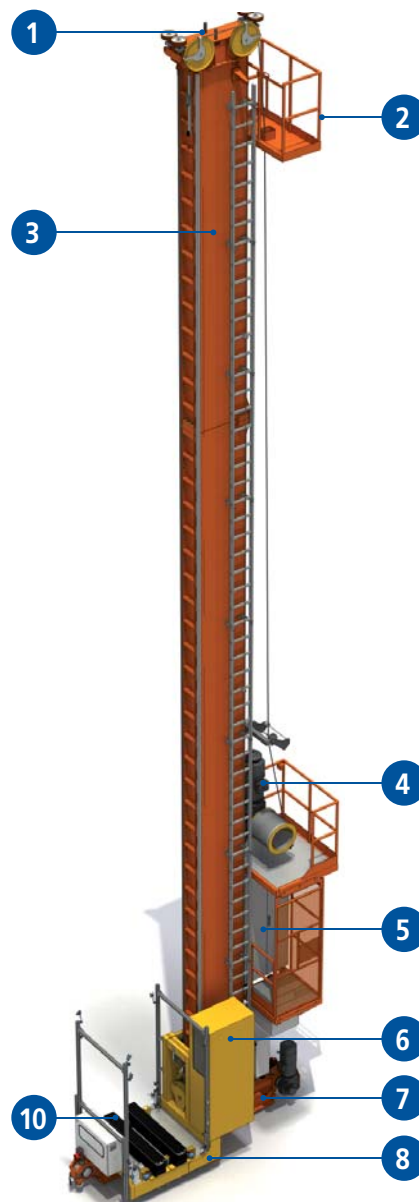

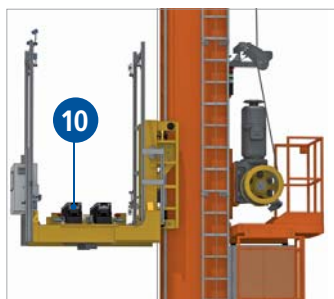




Twin-mast MTB Stacker Crane

BASIC COMPONENTS

1. Top guide base
2. Maintenance platform
3. Column
4. Lift motor
5. On-board control panel
6. Operator cabin
7. Bottom guide base
8. Lifting cradle
9. Travel motor
10. Telescopic fork



Single-mast MT Stacker Crane

AS/RS for Boxes

- Easily expandable system that can be quickly dismantled and reassembled
- Stacker cranes maximize capacity and increase throughput while operating smoothly and quietly
- Horizontal speed of 590 feet per minute and a vertical lifting speed of 328 feet per minute



The mini load automated warehouse for boxes is an extremely dense storage system designed to move at high speeds for increased productivity in a compact footprint. Utilizing stacker cranes, the mini load system has a standard horizontal speed of 590 feet per minute and a standard vertical lifting speed of 328 feet per minute, which improves picking times and operator efficiency.

The AS/RS for Boxes is primarily used for the storage, movement and order fulfillment of small or irregular goods in boxes. In addition to providing the optimum method for handling pick boxes, it is also designed with the basic ergonomic and safety equipment needed to perform work and maintenance operations as simply as possible.

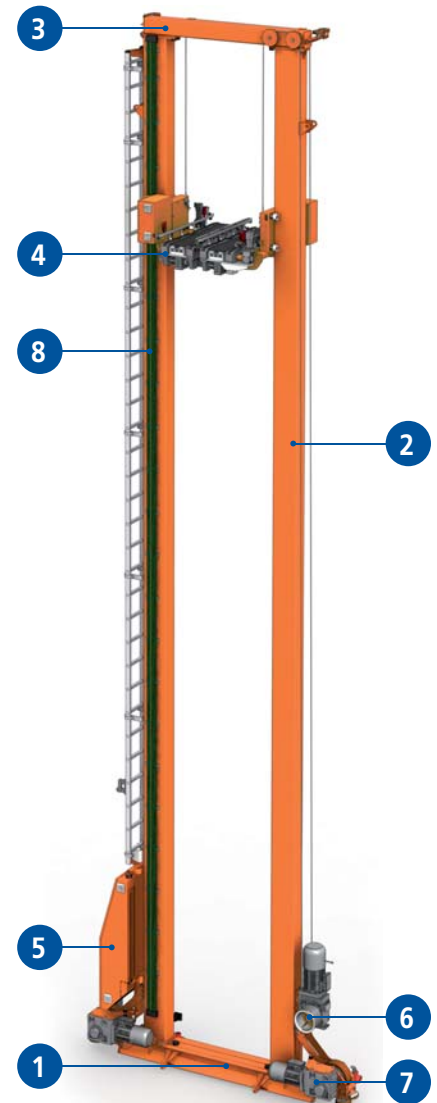


BASIC COMPONENTS

1. Bottom guide base
2. Column
3. Top guide base
4. Hoist cradle
5. Electric box
6. Hoisting mechanism
7. Drive mechanism
8. Cable-free electrical conduction



Single-mast ML Stacker Crane for Boxes



Twin-mast MLB Stacker Crane for Boxes

MT Cranes

- Can replace existing trilateral forklifts
- Does not require a portal or guidance system
- Movements can be controlled by the Easy WMS software
- Uses a trilateral extraction system able to reach almost 50 feet but does not require an on-board operator or a guidance system

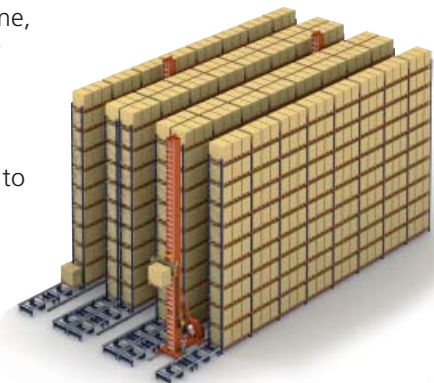


MT Cranes make it very easy to automate warehouses with standard racks where man-operated lift trucks are used, both in pre-existing warehouses and in new facilities.

The stacker crane moves the pallets to the ends of the passageway leaving the cargo on a rack or automatic transport system. This is possible since it has a rotating head enabling the pick-up and drop-off of pallets in three positions: one frontal and two lateral.

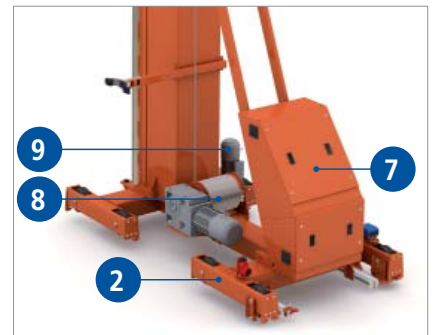
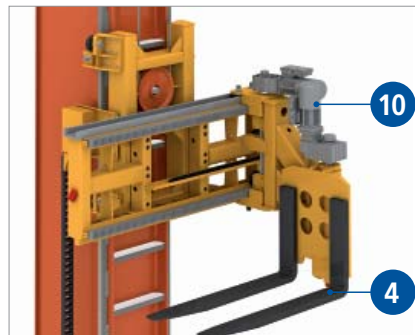

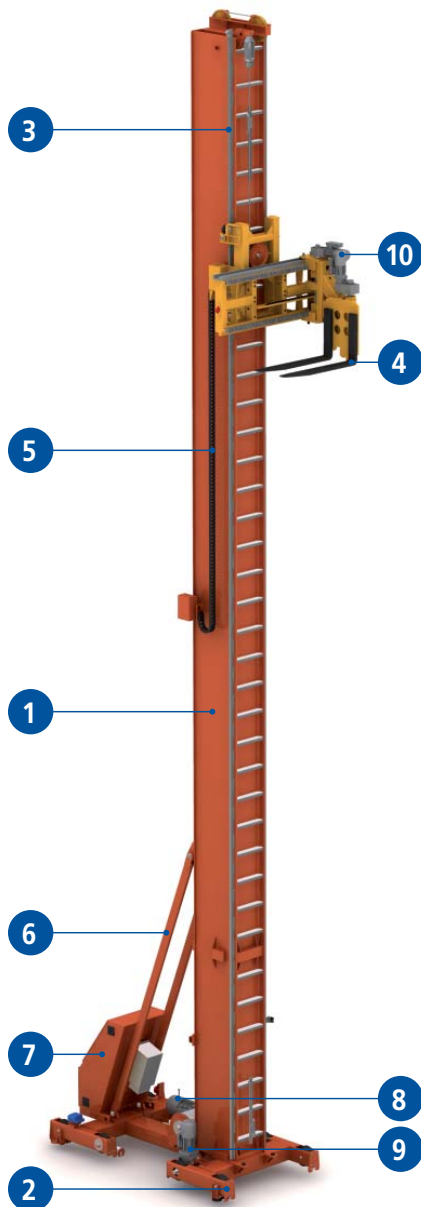
The automatic trilateral stacker crane, guided on three rails, has only four supporting points on the ground. There is no top guide rail, making it easier to install. It also adapts to virtually all spaces for direct access to the pallets.

MT Cranes are totally automatic. All movements of the stacker crane respond to storage and extraction orders sent by an automated control system, optimizing picking times.



BASIC COMPONENTS

1. Column
2. Bottom guide base
3. Lifting cable
4. Trilateral extractor
5. Cable carrier
6. Cross bracing
7. Electrical cabinet
8. Lift motor
9. Travel motor
10. Extraction motor




Rack Supported Buildings

- Turnkey solutions
- Integrated easily with an AS/RS system
- Eliminates building columns since rack supports the structure
- Can be built at heights over 100 feet
- Inclement weather and seismic conditions have minimal impact on the building
- Utilizes height instead of land mass



Rack supported buildings consist of a complete racking system that provides the basic structural support for the building's roof and walls. The highest density storage solution possible for nearly every type of pallet rack, this method of building construction reduces construction costs and lead times and minimizes the building's footprint.


An Interlake Mecalux rack supported building is the most economical storage solution when a new building is required. Although AS/RS applications are the most common type of rack supported building, other racking systems such as Drive-In and Push-Back are also available. When land is at a premium and an accelerated construction schedule is required, a rack supported building is the optimal choice.





BASIC COMPONENTS

1. Frame
2. Beam
3. Foot plate & anchor bolts
4. Roof trusses
5. Roof joint
6. Roof
7. Cladded walls



Conveyors

- Easy to install and very low maintenance
- Components can be reused, added to and configured in many different ways
- Economical in that they only operate when a load is being transported
- Made to support either pallets or boxes



Interlake Mecalux Conveyors for Pallets or Boxes are a highly customizable and adaptable solution for joining different work stations within a facility. This system employs the efficiency of stacker cranes when managing the entry, dispatch and handling processes of load units. Its design efficiently transports, accumulates and/or distributes goods to specific positions required by the logistics operations.

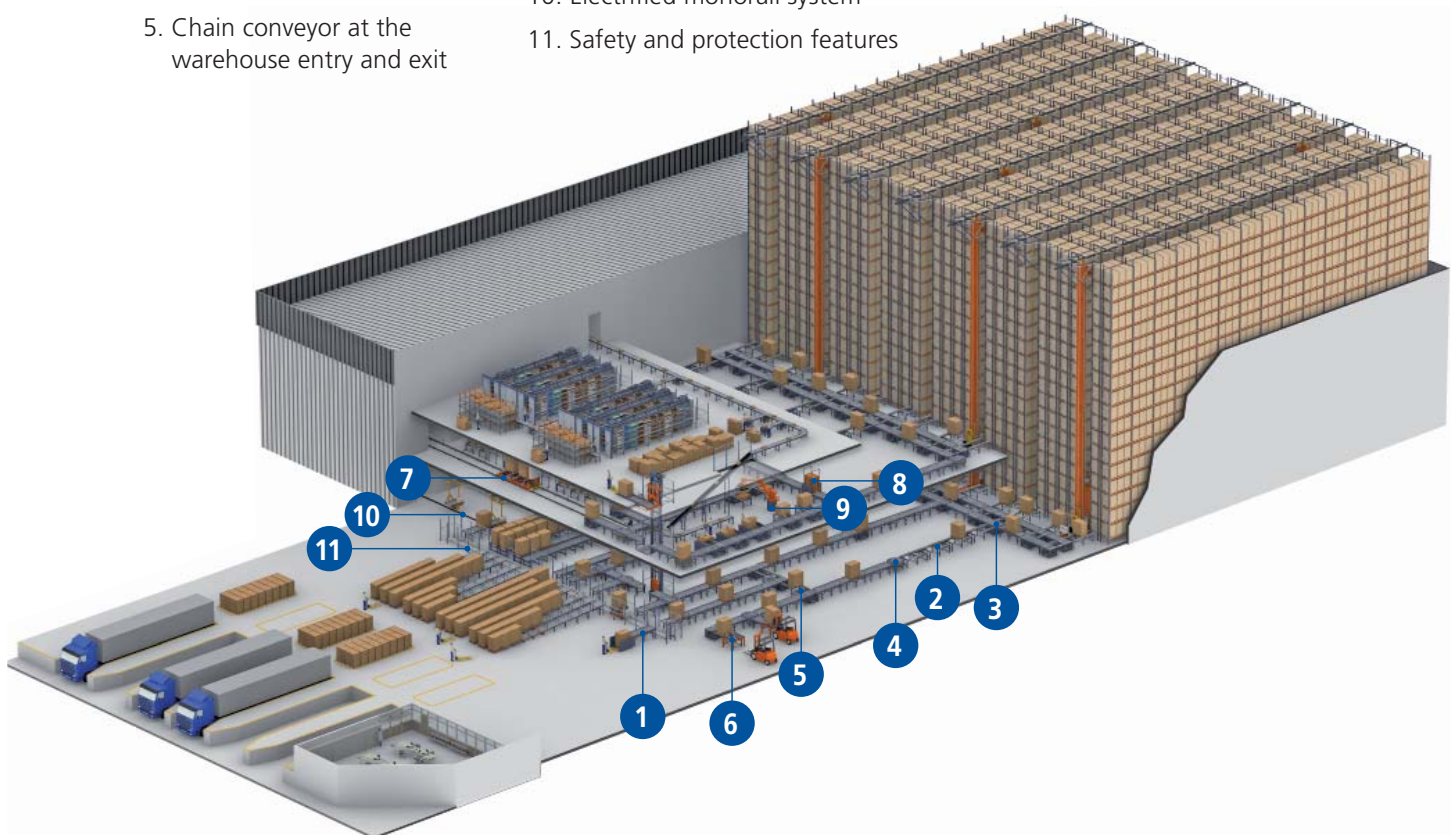
Conveyors can operate in a variety of circuits, incorporating straight sections, curves, slopes and even different levels. Box configurations can bear up to 220 lbs. while those for pallets allow up to 550 lbs. per vehicle. With largely standardized components, conveyors have reduced delivery times, low installation costs, and are an extremely adaptable system.





BASIC COMPONENTS

1. Roller conveyors (RC)
2. Chain conveyors (CC)
3. Cross transfer with rollers and chain conveyors (CT)
4. Turntable conveyors (TC)
5. Chain conveyor at the warehouse entry and exit
6. Pallet lift
7. Shuttle car
8. Pallet stacker/unstacker
9. Layer picker
10. Electrified monorail system
11. Safety and protection features



Production Capabilities



Interlake Mecalux has nearly 1.6 million square feet of production space spread across the United States and Mexico, in addition to 6 international production centers located in Spain, Poland, Brazil and Argentina. Each one is strategically located to offer fast, flexible service to worldwide markets.


Each production center is equipped with the most sophisticated technology for manufacturing storage racks and shelving. Computerized tensile tests are conducted on all incoming steel coils to ensure adherence to required quality levels.

The same high quality standard is applied to our painting processes. Frames are electro-statically immersed in epoxy paint and oven baked. This ensures that the paint coats every surface, offering corrosion resistance that rivals galvanizing. Our beams receive two solid coats of enamel paint on every surface and are then oven baked.

Our in-house slotting capabilities provide us with high production flexibility, enabling us to meet the most demanding lead times. Our plants also carry significant inventory in stock to meet your delivery requirements. Every part is tested for its response to different loads, both as an individual component and as an integral part of a system, using highly engineered calculation software (ANSYS). Interlake Mecalux is continuously evaluating its processes, investing in new development techniques, and employing the latest calculation and engineering technology. Thanks to this research, we can offer you a product that optimizes the usage of steel and provides increased load resistance and security. By eliminating waste, we can also offer you more competitive prices.



Highly sophisticated software is employed to evaluate different layouts and determine the optimal distribution of our systems in your warehouse. This software also helps us integrate columns, girders and any other architectural obstructions. Making the most of the space available enables us to offer you a very competitive price per pallet position.

Our practices and standards for product design and manufacturing have earned us several certifications worldwide. Our certification with the Rack Manufacturers Institute (RMI) is the ultimate warranty for compliance with U.S. quality and safety standards, both in seismic and non-seismic environments.





Tel. 1.877-632-2589 - info@interlakemecalux.com - www.interlakemecalux.com



SALES OFFICES

CHICAGO

1600 N. 25th Avenue
Melrose Park, IL 60160

DALLAS

12301 N Stemmons Freeway
Suite # 110
Farmers Branch, TX 75234

SAN DIEGO

8607 Ave de la Fuente
San Diego, CA 92154

PRODUCTION PLANTS

CHICAGO

1600 N. 25th Avenue
Melrose Park, IL 60160

MATAMOROS

Las Rusias 2700,
Industrial del Norte
Matamoros Tamaulipas,
Matamoros 87316

PONTIAC

701 Interlake Drive
Pontiac, IL 61764

SUMTER

1925 Corporate Way
Sumter, SC 29154

TIJUANA

Blvd. Bellas Artes 9001
Ciudad Industrial Nueva Tijuana
Tijuana, B.C., Tijuana 22444

OFFICES WORLDWIDE

Argentina, Belgium, Brazil, Canada, Chile, Czechia, Colombia, France, Germany, Holland, Italy, Mexico, Peru, Poland, Portugal, Slovakia, Spain, Turkey, United Kingdom and Uruguay

