


Town of **Waterford** Vermont



Annual Report
For the year ending December 31
2015

Bring this report to Town Meeting

The 2015 Waterford Town Report is dedicated to

Bob Badurski

For his many years of service to the town

In 1981, Bob & Freda moved from College Park, MD to Waterford, VT with their family. Bob was a beloved husband, father of four children, grandfather of seven grandchildren and great grandfather of five great grand babies. Family always came first to him. He was hard working, caring, loving and a gentle man. Second to his family, was the Waterford community.

An active member of our community, for many years through the wintertime Bob would keep the fire going at the town garage. He served as a charter member of the Waterford Volunteer Fire Department for 21 years, a Waterford Fire Warden for many years, a Waterford Santa Fund Deliveryman and also worked at the Waterford Transfer Station. At the Transfer Station you were always greeted by name and a smile by Bob with his dog by his side. It wasn't just a job to Bob; it was his way of connecting with the people of Waterford and enjoying their company.

Bob was dedicated to the town and he was the person anyone could count on when they were in need. He will be greatly missed by the community.



Warning
Waterford Annual Town Meeting
Waterford School Gym
March 1, 2016

The Inhabitants of the Town of Waterford who are legal voters in said town are hereby notified and warned to meet in the auditorium of the Waterford School on Tuesday, March 1, 2016 at 9:00 a.m.

Article 1: To elect a Moderator for the year ensuing.

Article 2: Will the Town authorize the Selectmen to borrow money to defray expenses until taxes are collected?

Article 3: To elect the following Town Officers:

A selectman for a term of three years. By ballot.

A Lister for a term of three years. By ballot.

An Auditor for a term of three years. By ballot.

A Collector of Delinquent Taxes for a term of one year.

A First Constable for a term of one year.

A Second Constable for a term of one year.

A Town Grand Juror for a term of one year.

A Town Agent to Prosecute and Defend suits on which the Town and Town School District are interested, for a term of one year.

A Library Trustee for a term of three years.

A Library Trustee for a term of three years.

An Agent to Convey Real Estate owned by the Town and Town School District for a term of one year.

Article 4: Will the Town and Town School District vote to have the Town and Town School taxes paid to the Town Treasurer on or before October 15, 2016 with an 8% collector's fee to be added thereafter? **Taxes must be paid on or before the due date. Title 32. Postmarks will NOT be honored as timely payment.**

Article 5: Will the Town levy an interest charge on all delinquent taxes on real and personal property of 1% per month or fraction thereof, as provided in 32 VSA Section 5135?

Article 6: Shall the Town of Waterford vote to apply any surplus from the current fiscal year general fund to reduce taxes in the next fiscal year?

Article 7: Shall the Town vote to appropriate \$12,000 to the Davies Memorial Library for the maintenance and operation of the library?

Article 8: Shall the Town vote to appropriate \$400.00 to Rural Community Transportation?

Article 9: Shall the Town vote to appropriate \$500.00 to Catamount Arts?

Article 10: Shall the Town vote to appropriate \$1000.00 to Umbrella, Inc. to serve victims of domestic and sexual violence with The Advocacy Program supportive and protective services, as well as to provide safe, supervised visits for children and non-residential parents through The Family Room?

Article 11: Shall the Town vote to appropriate \$1250.00 to Caledonia Home Health Care and Hospice to be used in providing health care services?

Article 12: Shall the Town appropriate the sum of \$1104.00 for the operation of Fairbanks Museum and Planetarium during the ensuing year, in exchange for free unlimited general admission to the Museum for all Waterford residents?

Article 13: Shall the Town appropriate \$12,800.00 to the Caledonia-Essex Area Ambulance Service, Inc (CALEX) for the ensuing year?

Article 14: Shall the Town vote to appropriate the sum of \$500.00 to assist the NEK Council on Aging in providing services to senior citizens in the ensuing year?

Article 15: Shall the Town appropriate the sum of \$750.00 to support the programs of Northeast Kingdom Youth Services?

Article 16: Shall the Town vote to raise, appropriate and expend the sum of \$1159.00 for the support of Northeast Kingdom Human Services Inc., a not-for-profit 501c(3) organization, to assist in providing psychiatric mental health services to residents of Caledonia, Essex and Orleans Counties?

Article 17: Shall the Town appropriate the sum of \$200.00 to the Northeast Kingdom Adult Education and Literacy Program?

Article 18: Shall the Town appropriate the sum of \$500.00 to the Kingdom Animal Shelter to assist in maintaining services for the animals in our care.

Article 19: To suggest members to the Development Review Board for four years.

Article 20: To suggest members to the Planning Board for three years.

Article 21: To hear reports of Town Boards, Commissions and Committees.


Article 22: Will the Town accept the proposed Town Budget of \$1,000,362.00 of which \$675,459.00 is to be raised by taxes?

Article 23: Will the Town accept the Town's portion of the Town Report for the year 2015?

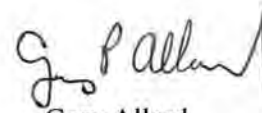
Article 24: At what hour next year do the voters of the Town wish to start the annual meeting?

Article 25: To transact any other non-binding business proper and necessary that may come before said meeting?

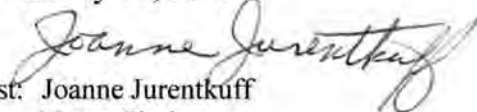
Signed: Waterford Selectmen:


Brent Beck
Selectman, Chair


Fred Saar
Selectman


Gary Allard
Selectman

Date: January 21, 2016


Attest: Joanne Jurentkuff
Town Clerk

Town of Waterford Synopsis

Annual Town Meeting March 3, 2015

Moderator Maurice Chaloux opened the meeting at 9:00 a.m. There were 95 registered voters present.

Marcia Martel, district representative, spoke to the assembly as well as Scott Beck.

Article 1: Maurice Chaloux was elected Moderator for the ensuing year.

Article 2: The Selectmen were authorized to borrow money to defray expenses until taxes are collected.

Article 3: Gary Allard was elected Selectman for a term of three years.

Marcia Martel was elected Lister for a term of three years.

Mary Jo Lote was elected auditor for a term of three years.

Gib Trenholme was elected Collector of Delinquent Taxes for a term of one year.

David Coburn was elected First Constable for a term of one year.

Tony Gallotto was elected Second Constable for a term of one year.

David Coburn was elected Town Grand Juror for a term of one year.

Gerard Jones was elected Town Agent to Prosecute and Defend Suits in which the Town and Town School District have an interest, for a term of one year.

Nicole Begin was elected Library Trustee for a term of three years.

Mary Jo O'Neil was elected Library Trustee for a term of three years.

Virginia (Ginny) Allen was elected Library Trustee for a term of three years.

Rosemary Gingue was elected Agent to Convey Real Estate owned by the Town and Town School District, for a term of one year.

Article 4: It was voted to have the Town and Town School District taxes paid to the Town Treasurer on or before October 15, 2015 with an 8% collector's fee added thereafter.

Article 5: It was voted that the town will levy an interest charge of 1% per month on all delinquent taxes on real and personal property.

Article 6: It was voted to apply any surplus from the current fiscal year general fund to reduce taxes in the next fiscal year.

Article 7: \$12,000 was appropriated to the Davies Memorial Library.

Article 8: It was voted to appropriate \$400 to RCT.

Article 9: It was voted to appropriate \$500 to Catamount Arts.

Article 10: It was voted to appropriate \$1,000 to Umbrella, Inc.

Article 11: \$1250 was appropriated to Caledonia Home Health Care and Hospice.

Article 12: \$1104 was appropriated to Fairbanks Museum and Planetarium.

Article 13: \$12,800.00 was appropriated to Caledonia Essex Area Ambulance Service.

Article 14: \$500 was appropriated to Northeastern Vermont Area Agency on Aging.

Article 15: It was voted to appropriate \$750 to Northeast Kingdom Youth Services.

Article 16: It was voted to appropriate \$1159 to Northeast Kingdom Human Services, Inc.

Article 17: It was voted to appropriate \$200 to Northeast Kingdom Adult Education and Literacy.

Article 18: It was voted to appropriate \$500 to the Kingdom Animal Shelter.

Article 19: There were no suggestions for the Development Review Board.

Article 20: There were no suggestions for the Planning Board.

Article 21: Committee reports were heard.

Article 22: The Town budget of \$1,059,079.50 of which \$725,617.50 is to be raised by taxes was passed.

Article 23: The Town portion of the Town Report was accepted.

Article 24: It was agreed to start next year's town meeting at 9:00 a.m.

Article 26: There was no further discussion. Meeting was adjourned at 10:40 a.m.

TOWN PERSONNEL

| | | |
|----------------------------------|------------------------|------|
| Moderator | Maurice Chaloux/Town | 2016 |
| | Maurice Chaloux/School | 2016 |
| Town Clerk & Treasurer | Joanne Jurentkuff | 2017 |
| Asst. Town Clerk & Treasurer | Jessy Pelow | |
| Asst. Town Treasurer (WVFD) | Jeffrey Gingue | |
| | Kevin Fontecha | |
| Selectboard | Brent Beck | 2016 |
| | Fred Saar | 2017 |
| | Gary Allard | 2018 |
| School Board | Robert Begin | 2016 |
| | Mary Em Saar | 2016 |
| | Deb Benoit | 2016 |
| | Kim Willey | 2017 |
| | Heather Gonyaw | 2018 |
| | Kurt Billig- Resigned | |
| Listers | Howard Remick | 2016 |
| | Edwin Allen | 2017 |
| | Marcia Martel | 2018 |
| Road Commissioner | Selectboard | |
| Road Foreman | Lisle Houghton | |
| Road Workers | Wade Baillargeon | |
| | James Hayes | |
| First Constable | David Coburn | 2016 |
| Second Constable | Anthony Gallotto | 2016 |
| Delinquent Tax Collector | Gilbert Trenholme | 2016 |
| Town Grand Juror | David Coburn | 2016 |
| Town Agent to Convey Real Estate | Rosemary Gingue | 2016 |
| Town Agent to Prosecute & Defend | Gerard Jones | 2016 |
| Auditors | Dorothy Borsodi | 2016 |
| | Sandra Lyon | 2017 |
| | Mary Jo Lote | 2018 |
| Librarian | Jennifer D'Agostino | |

| | | |
|--------------------------------|------------------------|------|
| Library Trustees | Dottie Turek | 2016 |
| | Hannah Fenoff | 2016 |
| | Mathew Lewis | 2017 |
| | Colleen Kozlowski | 2017 |
| | Nicole Begin | 2018 |
| | Virginia Allen | 2018 |
| | Mary Jo O'Neil | 2018 |
| Town Representative | Marcia Martel | 2017 |
| Justice of the Peace | Kevin Gillander | 2017 |
| | William Piper | 2017 |
| | David Morrison | 2017 |
| | Bernard Willey II | 2017 |
| | Charles Lawrence | 2017 |
| | Nicholas D'Agostino | 2017 |
| | Robin MigDelany | 2017 |
| Zoning Administrator | Christopher Brimmer | |
| E-911 Coordinator | William Willis | 2016 |
| Development Review Board | Jack Newland | 2016 |
| | Dorothy Borsodi | 2016 |
| | Andrea Dineen | 2017 |
| | Kevin Gillander | 2018 |
| | Robert duMaire | 2018 |
| | Bernard Brochu | 2019 |
| | John Gillott | 2019 |
| Secretary DRB & Planning Board | Michelle Collins | |
| | Carol Priest- Resigned | |
| Planning Board | William Dimick | 2016 |
| | Howard Remick | 2016 |
| | Thomas Robinson | 2017 |
| | Mike Barrett | 2017 |
| | John Gillott | 2018 |
| | Dave Senio | 2018 |
| Board of Civil Authority | Gary Allard | 2018 |
| | Robin MigDelany | 2017 |
| | Nicholas D'Agostino | 2017 |
| | Charles Lawrence | 2017 |
| | William Piper | 2017 |
| | David Morrison | 2017 |
| | Bernard Willey II | 2017 |
| | Kevin Gillander | 2017 |

| | | |
|---------------------------------------|-------------------|------|
| Board of Civil Authority | Brent Beck | 2016 |
| | Frederick Saar | 2017 |
| | Joanne Jurentkuff | 2017 |
| Cemetery Sexton | Paul Weaver | |
| Dog Catcher/ Poundkeeper | Cindy Cady | |
| Tree Warden | Jon Smith | 2016 |
| Health Officer | Andrea Dineen | 2016 |
| Fire Chief | Kevin Fontecha | 2016 |
| Fire Warden | Kevin Fontecha | 2018 |
| Asst. Fire Warden | Anthony Cantoni | 2016 |
| | Matt Lewis | 2016 |
| Emergency Management Coordinator | Jon Smith | 2016 |
| Energy Coordinator | James Eldridge | 2016 |
| Asst Emergency Management Coordinator | James Eldridge | 2016 |
| Green Up Chairman | Laura Remick | 2016 |
| | Howard Remick | 2016 |
| Calex Representative | Robbie Hallett | 2016 |
| NVDA Representative | Fred Saar | 2016 |
| NVDA Alternate | Brent Beck | 2016 |
| Joint River Commission | Dennis Goodwin | 2016 |
| NEKWMD Supervisor | Heather Burt | 2016 |
| NEKWMD Alternate | Fred Saar | 2016 |
| Town Service Officer | Joanne Jurentkuff | 2016 |
| Registrar | Joanne Jurentkuff | 2016 |
| Deputy Registrars | Rodney Sayles | 2016 |
| | Tom Barrett | 2016 |
| | Jessy Pelow | 2016 |

NOTICE

Waterford Fire Permits

Call one of the following to obtain a burning permit in Waterford.

Kevin Fontecha 535-5919 Tony Cantoni 748-4364 Matt Lewis 748-2010

SELECTMEN REPORT:

Waterford's town government has experienced a quiet and effective year. Our new accounting system has allowed for increased vigilance over our expenditures and the reporting thereof. Everyone has remained busy and all business is flowing smoothly with many minutes and forms available on the town's website.

The Selectboard continues to address concerns as they arise. Sometimes the concerns of individuals do not always reflect what is best for the Town of Waterford, but as a board we continue to make decisions based on what is in the town's best interest. In a town where Zoning Ordinances have been accepted, we do our best to comply with the rules and be fair to all.

The Trans Canada appeal is high on our agenda and we hope to have a resolution soon. Our "Stand Still" agreement is still in effect and we should know more soon when any other town that holds dam property either arbitrates a resolution, or gets a judgment from the court.

With the tax incentives to construct solar arrays prior to the end of 2015, we have received five proposals for arrays within Waterford. The State Legislature is trying to get a handle on how to work with the Public Service Board to regulate the construction projects and get a fair amount of public opinion in the decision process. We are working to enhance this process with other towns in the state.

To comply with insurance regulations and bringing our properties up to code, we have done extensive electrical, lighting, and fire equipment upgrades to both the Town Garage and Town Office building. With leaks detected in the Town Office building we had to replace the entire roof. We are seriously considering the condition of the Town Office bathroom and what it would take to make it better.

The Highway Department has remained diligent and continues to set the pace for all surrounding towns. After finishing the installation of a box culvert on Old County South they have concentrated their efforts on road side mowing, ditch cleanout and gravel resurfacing to comply with adopted state standards.

We would like to thank all of the elected officials and board members who have contributed freely of their time and assisted the Selectboard in making timely and accurate decisions. A special thanks to Lisle and his crew, as well as Joanne and Jessy. Because of your time and efforts, our job is made much easier.

Board of Selectmen: Brent Beck
Gary Allard
Fred Saar

Town Clerk & Treasurer's Report

Each year that has passed since I was first elected to this office has been an interesting learning experience. I can't say that I was always eager to change from the comfortable to the new but from early on I found it easier to accept it and learn. With each new thing, we have good training opportunities and support systems.

This year we have been getting comfortable with the new website, www.waterfordvt.org. Our tech support has been very helpful in working out some bugs and updating to meet our needs. Check it out!

The listers have been working toward a digitized tax map and with the selectmen decided to have the maintenance and updating done by CAI in Littleton NH. After seeing their system in Fairlee and using an online version for St Johnsbury, we think you will all be pleased to use the online Waterford tax maps. It will be coming in early 2016.

We have been learning the new statewide checklist and election program, Vermont Elections Management System (VEMS). You can also register to vote online, check your status and request absentee ballot at www.sec.state.vt.us under Elections at My Voter Page. We will have plenty of opportunity to practice during 2016 with three elections.

We are using a new NEMRC program for the dogs this year. Our 25-year-old dog program died with an older computer. It was one of those comfortable now extinct programs. We were fortunate to have the volunteer services of Cindy Hagan who was available to re-enter all the dog licenses from 2015 onto the NEMRC program. She also updated some excel files, assisted with taxes in October and general office work when needed.

Changes in the current use program with the opt-out option stretched out the end of tax collection into December.

Wrapping up 2015 and beginning 2016 had a new challenge. With town meeting on March 1st, the time necessary to get the town report out was shortened by one week. Thank you to all the town officials for getting your reports in to us in a timely manner. The auditors help make it easier by coming in every month to find errors and omissions, and then proving all the reports for the town report. We are fortunate to have these ladies work so diligently for us and for you. My assistant Jessy is excellent at compiling the town report on the computer to make this deadline a reality.

Jessy and I look forward to serving the citizens of Waterford during 2016 anytime but also at Town Meeting & Presidential Primary, Rabies Clinic, Dog Registration, General Primary, Tax Time, and the General Election in November.

Joanne Jurentkuff

| Town of Waterford Income Summary | | | |
|--|-------------------------|------------------------|-------------------------|
| General Fund Income | Anticipated 2015 | Actual 2015 | Anticipated 2016 |
| Town Tax Appropriation | | \$ 119,538.02 | |
| Delinq Tax Interest | \$ 2,000.00 | \$ 2,259.66 | \$ 2,000.00 |
| PILOT | \$ 550.00 | | |
| Hold Harmless | \$ 16,000.00 | \$ 20,056.00 | \$ 20,000.00 |
| Mun Property Tax Adj (St.) | | \$ 56,172.09 | |
| Delinq Tax Sale Cost | | \$ 1,189.92 | |
| Delinquent Taxes | | \$ 58,322.22 | |
| Town Clerk Fees | \$ 11,640.00 | \$ 16,814.80 | \$ 14,340.00 |
| Zoning/DRB/Subdiv. Fees | \$ 2,700.00 | \$ 3,645.00 | \$ 2,200.00 |
| Road Use Fees | \$ 7,703.00 | \$ 7,703.00 | \$ 7,000.00 |
| Delinq Tax Coll Fee | \$ 5,000.00 | \$ 4,452.29 | \$ 4,400.00 |
| Library Salary Reimb | \$ 10,725.00 | \$ 11,898.68 | \$ 12,000.00 |
| Library FICA Reimb | \$ 770.00 | \$ 910.33 | \$ 900.00 |
| Lister Education | \$ 390.00 | | |
| Reappraisal Revenue | \$ 6,647.00 | \$ 6,785.00 | \$ 6,700.00 |
| Misc Revenue | | \$ 7,083.63 | |
| Transfer from Spec Funds | \$ 13,000.00 | \$ 22,585.49 | |
| Checking Interest | \$ 1,000.00 | \$ 1,171.31 | \$ 1,000.00 |
| Transfer Station- Recycling | \$ 21,900.00 | \$ 26,001.06 | \$ 25,300.00 |
| P O Rent | \$ 4,475.00 | \$ 4,650.00 | \$ 4,650.00 |
| Cleanup Reimb | | | \$ 240.00 |
| Act 60 GL Main (Lister) | \$ 782.00 | \$ 715.00 | \$ 715.00 |
| State Civil/Traffic Fines | | \$ 759.50 | |
| Misc General Revenue | | \$ 7,555.23 | |
| Total General Fund Income | \$ 105,282.00 | \$ 380,268.23 | \$ 101,445.00 |
| Highway Revenues | | | |
| Highway Tax Appropriation | | \$ 464,076.00 | |
| State Aid Highway | \$ 113,400.00 | \$ 113,333.78 | \$ 113,300.00 |
| State Aid Culvert(m. f.) | \$ 114,530.00 | \$ 56,597.85 | |
| FEMA /Better Back Roads(m.f.) | | \$ 5,730.93 | |
| Grading Revenue | | \$ 180.00 | |
| Overweight Truck Permits | \$ 250.00 | \$ 310.00 | \$ 250.00 |
| Misc Highway Revenue | | \$ 817.60 | |
| Trans from Waterford Pit Special Funds | | \$ 17,321.51 | |
| Chargeback /Waterford Pit | | \$ 31,480.86 | |
| Total Highway Revenues | \$ 228,180.00 | \$ 689,848.53 | \$ 113,550.00 |
| Fire Dept Revenues | | | |
| Fire Dept Tax Appropriation | | \$ 73,460.00 | |
| Other Revenues | | \$ 3,587.00 | |
| Fire Department Revenues | \$ 73,460.00 | \$ 77,047.00 | \$ 77,875.00 |
| General Income | \$ 126,596.00 | \$ 380,268.23 | \$ 101,445.00 |
| Highway Income | \$ 413,036.00 | \$ 689,848.53 | \$ 113,550.00 |
| Fire Dept Income | \$ 73,460.00 | \$ 77,047.00 | \$ 77,875.00 |
| 2015 Surplus | | | \$ 32,033.00 |
| Raised by Taxes | <u>\$ 675,459.00</u> | <u>\$ -</u> | <u>\$ 675,459.00</u> |
| Total Income/Budget | \$ 1,288,551.00 | \$ 1,147,163.76 | \$ 1,000,362.00 |
| Total 2016 Municipal Taxes to be Raised | | | \$ 675,459.00 |

| Town of Waterford 2015 Expense Summary & 2016 Proposed Budget | | | | |
|---|----------------------|-----------------|-----------------|-----------------|
| General Fund Expenses | | Proposed 2015 | Actual 2015 | Proposed 2016 |
| Administration - Select Board | | \$ 43,559.00 | \$ 54,446.76 | \$ 44,143.00 |
| Library & Town Office Building | | \$ 8,170.00 | \$ 27,367.36 | \$ 7,920.00 |
| Town Clerk/Treas/Election | | \$ 81,074.00 | \$ 76,167.52 | \$ 98,347.00 |
| Auditor's | | \$ 4,475.00 | \$ 3,640.58 | \$ 4,155.00 |
| Delinquent Tax Collection | | \$ 6,182.50 | \$ 5,604.33 | \$ 6,950.00 |
| Tax Sale | | \$ 100.00 | | |
| Listers | | \$ 16,205.00 | \$ 6,067.60 | \$ 6,728.00 |
| Animal Control | | \$ 200.00 | \$ 110.15 | \$ 200.00 |
| Emergency Management | | \$ 600.00 | | \$ 500.00 |
| Law Enforcement | | \$ 5,800.00 | \$ 6,335.00 | \$ 6,500.00 |
| Library Salary/FICA | | \$ 11,545.00 | \$ 12,809.01 | \$ 13,176.00 |
| Transfer Station - Recycling | | \$ 21,900.00 | \$ 26,001.06 | \$ 18,970.00 |
| Development Review Board | | \$ 1,614.00 | \$ 1,868.29 | \$ 1,923.00 |
| Planning Board | | \$ 1,280.00 | \$ 6,641.87 | \$ 1,495.00 |
| Zoning Administrator | | \$ 10,970.00 | \$ 10,571.09 | \$ 10,960.00 |
| Community Appropriations | | \$ 32,163.00 | \$ 32,163.00 | \$ 32,163.00 |
| Cemetery Expenditures | | \$ 5,550.00 | \$ 5,462.00 | \$ 5,300.00 |
| County Tax | | \$ 22,413.00 | \$ 22,412.00 | \$ 21,517.00 |
| Transfer to Reserves | | \$ 19,563.00 | \$ 6,785.00 | \$ 18,989.00 |
| Transfer to Tax Appeal Cont.Fund | | \$ - | \$ 43,800.61 | \$ - |
| Total General Expenditures | | \$ 293,363.50 | \$ 348,253.23 | \$ 299,936.00 |
| Highway Fund Expenses | | | | |
| Winter Maintenance Class II, III | | \$ 250,000.00 | \$ 214,275.02 | \$ 258,000.00 |
| General Main. Class II, III, IV | | \$ 220,000.00 | \$ 222,813.88 | \$ 228,000.00 |
| Gravel Resurfacing | | \$ 40,000.00 | \$ 31,092.00 | \$ 45,000.00 |
| Culvert, Ditch Projects | | \$ 30,000.00 | \$ 43,357.88 | \$ 35,000.00 |
| Old County Rd Culvert | | \$ 127,256.00 | \$ 62,886.50 | |
| East Village Rd | | \$ 25,000.00 | | \$ 25,000.00 |
| Hale Rd - Better Back Rd Grant | | | \$ 7,118.66 | |
| Hale Rd Narrows (matching funds) | | | | \$ 8,000.00 |
| River Rd (matching funds) | | | | \$ 23,551.00 |
| Gravel Stockpile | | \$ - | \$ 55,354.11 | \$ - |
| Total Highway Fund Expenses | | \$ 692,256.00 | \$ 636,898.05 | \$ 622,551.00 |
| Fire Department | | \$ 73,460.00 | \$ 77,047.00 | \$ 77,875.00 |
| | | | | |
| Fire Dept Expenses | | \$ 73,460.00 | \$ 77,047.00 | \$ 77,875.00 |
| Total General Fund Expenses | | \$ 293,363.50 | \$ 348,253.23 | \$ 299,936.00 |
| Total Highway Fund Expenses | | \$ 692,256.00 | \$ 636,898.05 | \$ 622,551.00 |
| Total Municipal Expenses | | \$ 1,059,079.50 | \$ 1,062,198.28 | \$ 1,000,362.00 |
| | | | | |
| 2015 Income | General Fund | \$ 380,268.23 | Highway Fund | \$ 689,848.53 |
| 2015 Expenses | General Fund | \$ (348,253.23) | Highway Fund | \$ (636,898.05) |
| Surplus | General Fund | \$ 32,015.00 | Highway Fund | \$ 52,950.48 |
| | To Reduce 2016 Taxes | | | To Gravel Fund |

| Waterford Volunteer Fire Dept 2015 Expenses & 2016 Proposed Budget | | | |
|---|----------------------|---------------------|----------------------|
| | | | |
| | Proposed 2015 | Actual 2015 | Proposed 2016 |
| | | | |
| Insurance & Bond | \$ 10,700.00 | \$ 10,231.00 | \$ 10,700.00 |
| Loan Payment | \$ 22,058.00 | \$ 22,058.00 | \$ 22,058.00 |
| Firehouse Maintenance | \$ 430.00 | \$ 3,043.34 | \$ 430.00 |
| Equipment Maintenance | \$ 7,500.00 | \$ 1,551.12 | \$ 7,500.00 |
| Truck Maintenance | | \$ 592.27 | \$ 2,500.00 |
| Rescue Truck Maintenance | | \$ 1,833.49 | |
| Tanker Maintenance | | \$ 40.00 | |
| Engine 1 Maintenance | | \$ 1,521.07 | |
| Hydrant Maintenance | \$ 850.00 | | \$ 850.00 |
| Equipment Purchase | \$ 2,700.00 | \$ 912.68 | |
| Fire Ground | \$ 550.00 | \$ 597.95 | \$ 550.00 |
| Dispatch | \$ 4,500.00 | \$ 4,622.00 | \$ 4,700.00 |
| Training Fire Fighters | \$ 800.00 | \$ 200.00 | \$ 800.00 |
| Training EMTs | \$ 800.00 | \$ 675.00 | \$ 800.00 |
| Grant Exp - Wildland | \$ 8,500.00 | | \$ 8,925.00 |
| Fees | \$ 550.00 | \$ 400.00 | \$ 500.00 |
| Operatering/Office Supplies | \$ 300.00 | \$ 1,824.11 | \$ 300.00 |
| Utilities | \$ 1,700.00 | \$ 1,698.00 | \$ 1,700.00 |
| LP Gas | \$ 210.00 | | \$ 150.00 |
| Telephone | \$ 900.00 | \$ 680.81 | \$ 1,400.00 |
| Internet | | \$ 754.63 | |
| Heating Fuel | \$ 2,500.00 | \$ 3,454.13 | \$ 2,500.00 |
| Gas, Oil, Diesel | \$ 1,300.00 | \$ 385.15 | \$ 1,000.00 |
| Annual Dinner | | \$ 1,556.52 | |
| Transfer to Purchasing Fund | \$ 5,542.00 | \$ 5,542.00 | \$ 9,442.00 |
| Transfer to Grant Fund | | \$ 9,534.33 | |
| General Misc. | \$ 1,070.00 | \$ 3,339.40 | \$ 1,070.00 |
| Total Fire Dept Expenses | \$ 73,460.00 | \$ 77,047.00 | \$ 77,875.00 |

| 2015 Town Treasurer's Report | | | | | | |
|--------------------------------------|----------------|-------------------|--------------|-----------|----------------|------------------------|
| Account | Beginning Date | Beginning Balance | Deposits | Interest | Withdrawals | Balance 12/31/2015 |
| General Fund Checking Account | | | | | | |
| Gen Fund Ckg | 1/1/15 | \$ 554,609.23 | | | | \$ 596,819.68 |
| Special Reserve Fund Account | | | | | | |
| Act 200 | 1/1/15 | \$ 1,345.68 | | \$ 2.62 | | \$ 1,348.30 |
| Building Maint | 1/1/15 | \$ 4,735.52 | \$ 18,561.24 | \$ 9.21 | \$ (18,561.24) | \$ 4,744.73 |
| Cemetery Maint | 1/1/15 | \$ 4,165.49 | \$ 300.00 | \$ 8.40 | | \$ 4,473.89 |
| Compactor/Recycling | 1/1/15 | \$ 52,362.20 | \$ 7,149.09 | \$ 101.56 | \$ (18,561.24) | \$ 41,051.61 |
| Duck Pond Rd | 1/1/15 | \$ 65,022.68 | | \$ 126.75 | | \$ 65,149.43 |
| Gravel Stockpile | 1/1/15 | \$ 17,287.84 | \$ 52,950.48 | \$ 33.67 | \$ (17,321.51) | \$ 52,950.48 |
| Lister Training | 1/1/15 | \$ 2,543.28 | | \$ 4.95 | | \$ 2,548.23 |
| Reappraisal | 1/1/15 | \$ 144,224.99 | \$ 6,785.00 | \$ 293.79 | | \$ 151,303.78 |
| Fire Dept Purchasing | 1/1/15 | \$ 43,132.45 | \$ 5,542.00 | \$ 87.17 | | \$ 48,761.62 |
| Town Purchasing | 1/1/15 | \$ 251,157.56 | \$ 79,005.68 | \$ 511.37 | \$ (6,124.25) | \$ 324,550.36 |
| Tax Appeal Cont. | 12/31/15 | | \$ 43,800.61 | | | \$ 43,800.61 |
| Mitigation | 1/1/15 | \$ 15,282.77 | | \$ 29.71 | | \$ 15,312.48 |
| Cemetery Funds | | | | | | |
| Cem Heirs Unknown | 1/1/15 | \$ 829.17 | | \$ 0.83 | | \$ 830.00 |
| Cem Maint. Sav | 1/1/15 | \$ 606.61 | | \$ 0.60 | | \$ 607.21 |
| Cem Perpetual Trust | 1/1/15 | \$ 16,331.73 | | \$ 170.74 | | \$ 16,502.47 |
| Fire Dept Accounts | | | | | | |
| Long Range Fund | 1/1/15 | \$ 26,417.86 | \$ 6,940.16 | \$ 28.96 | \$ (730.98) | \$ 32,656.00 |
| Hydrant Maint Fund | 1/1/15 | \$ 3,913.99 | | \$ 3.91 | | \$ 3,917.90 |
| Grant Maint Fund | 1/1/15 | \$ 8,358.94 | \$ 9,535.33 | \$ 8.36 | | \$ 17,902.63 |
| Debit Card Account | 1/1/15 | \$ 2,001.58 | \$ 3,602.25 | \$ 2.71 | \$ (3,602.25) | \$ 2,004.29 |
| Other Fund Accounts | | | | | | |
| Petty Cash | 1/1/15 | \$ 50.00 | | | | \$ 50.00 |
| Health Reimb Acct | 1/1/15 | \$ 2,474.40 | \$ 7,841.40 | \$ 1.82 | \$ (7,846.70) | \$ 2,470.92 |
| Eugenia Powers Fund | 1/1/15 | \$ 954.35 | | \$ 0.95 | | \$ 955.30 |
| Del Tax Collector | 1/1/15 | \$ 300.00 | \$ 79,056.55 | | \$ (79,056.55) | \$ 300.00 |
| Gillander Pit Bond | 1/1/15 | \$ 4,383.77 | | \$ 4.37 | | \$ 4,388.14 |
| Kalti Kivi School Fd | 1/1/15 | \$ 1,238.07 | | \$ 1.24 | | \$ 1,239.31 |
| Town Pass Thru | 1/1/15 | \$ 957.60 | \$ 5,006.39 | \$ 0.78 | \$ (3,616.41) | \$ 2,348.36 |
| Total Funds | | | | | | \$ 1,438,987.73 |
| | | | | | | \$ 11,752.03 |
| | | | | | | \$ 56,480.82 |
| | | | | | | \$ 755,995.52 |

| Comparative Balance Sheet | | |
|-------------------------------------|-----------------|------------------------|
| Accrual Basis | | |
| December 31, 2015 | | |
| | | |
| | | |
| Assets | 2014 | 2015 |
| General Fund | \$ 554,609.23 | \$ 596,819.68 |
| Act 200 (Planning) | \$ 1,345.68 | \$ 1,348.30 |
| Building Maintenance Fund | \$ 4,735.52 | \$ 4,744.73 |
| Cemetery Maint Fund | \$ 4,165.49 | \$ 4,473.89 |
| Compactor Fund | \$ 52,362.20 | \$ 41,051.61 |
| Duck Pond Rd Fund | \$ 65,022.68 | \$ 65,149.43 |
| Gravel Stockpile | \$ 17,287.84 | \$ 52,950.48 |
| Lister Training | \$ 2,543.28 | \$ 2,548.23 |
| Reappraisal Fund | \$ 144,224.99 | \$ 151,303.78 |
| Fire Dept Purchasing Fund | \$ 43,132.45 | \$ 48,761.62 |
| Purchasing Fund | \$ 251,157.56 | \$ 324,550.36 |
| Tax Appeal Contingency Fund | | \$ 43,800.61 |
| Mitigation Fund | \$ 15,282.77 | \$ 15,312.48 |
| Cemetery Heirs Unknown | \$ 829.17 | \$ 830.00 |
| Cemetery Maint Savings | \$ 606.61 | \$ 607.21 |
| CemeteryPerpetual Trust | \$ 16,331.73 | \$ 16,502.47 |
| Fire Dept Long Range Fund | \$ 26,417.86 | \$ 32,656.00 |
| Fire Dept Hydrant Maint Fund | \$ 3,913.99 | \$ 3,917.90 |
| Fire Dept Grant Maint Fund | \$ 8,358.94 | \$ 17,902.63 |
| Fire Dept Debit Card Account | \$ 2,001.58 | \$ 2,004.29 |
| Petty Cash | \$ 50.00 | \$ 50.00 |
| Health Reimb Account | \$ 2,474.40 | \$ 2,470.92 |
| Eugenie Powers Fund | \$ 954.35 | \$ 955.30 |
| Delinquent Tax Collector | \$ 300.00 | \$ 300.00 |
| Bond for Gillander's (Nutter's) Pit | \$ 4,383.77 | \$ 4,388.14 |
| Kalti Kivi School Fund | \$ 1,238.07 | \$ 1,239.31 |
| Pass Thru | \$ 957.60 | \$ 2,348.36 |
| Sub Total Town Assets | \$ 1,224,687.76 | \$ 1,438,987.73 |
| | | |
| Acct.Rec. Delinquent Tax | | \$ 76,983.18 |
| Other Acct Receivable Fees | | \$ 54.00 |
| Total Assets | | \$ 1,516,024.91 |
| | | |
| Liabilities | | |
| Town Indebtedness | | \$ 71,826.00 |
| 2015 School Taxes | | \$ 46,629.00 |
| Fund Balance | | \$ 1,397,569.91 |
| Total Liabilities | | \$ 1,516,024.91 |

| 2014-2015 General Fund Comparative Income Report | | | | |
|---|--------------|----------------------|---------------|----------------------|
| Tax Related Income | 12/31/2014 | | 12/31/2015 | |
| Raised by Taxes | 43817.95 | | \$ 119,538.02 | |
| Delinq Tax Interest | \$ 2,447.81 | | \$ 2,259.66 | |
| Current Tax Adj. | \$ 24,825.50 | | | |
| PILOT | \$ 570.00 | | | |
| Hold Harmless | \$ 16,595.00 | | \$ 20,056.00 | |
| Tax Sale Cost Reimb | | | \$ 1,189.92 | |
| Mun Property Tax Adj(State) | \$ 12,081.94 | | \$ 56,172.09 | |
| Delinq Tax 2012 | \$ 3,520.59 | | | |
| Delinq tax 2013 | \$ 15,058.93 | | \$ 4,135.24 | |
| Delinq tax 2014 | \$ 48,735.48 | | \$ 17,307.10 | |
| Delinq tax 2015 | | | \$ 36,879.88 | |
| Total Tax Related Income | | \$ 167,653.20 | | \$ 257,537.91 |
| Town Clerk Fees | | | | |
| Dog Fines | \$ 940.00 | | \$ 931.05 | |
| Dog Licenses | \$ 1,666.00 | | \$ 1,632.00 | |
| Liquor Licenses | \$ 115.00 | | \$ 115.00 | |
| Recording | \$ 8,796.00 | | \$ 11,233.00 | |
| Search | \$ 160.00 | | \$ 183.00 | |
| Green Mountain Passport | \$ 8.00 | | | |
| Copies | \$ 2,172.25 | | \$ 2,564.75 | |
| Marriage Licenses | \$ 40.00 | | \$ 120.00 | |
| DMV Fees | \$ 48.00 | | \$ 36.00 | |
| Total Town Clerk Fees | | \$ 13,945.25 | | \$ 16,814.80 |
| Permits | | | | |
| Zoning Permit | \$ 1,990.00 | | \$ 2,000.00 | |
| Late Zoning Permit fee | \$ 100.00 | | | |
| DRB Appeal Fee | \$ 140.00 | | \$ 200.00 | |
| Subdivision Fee | \$ 1,350.00 | | \$ 720.00 | |
| Driveway permit | \$ 150.00 | | \$ 600.00 | |
| Festival Permit Fee | \$ 100.00 | | \$ 125.00 | |
| Total Permits | | \$ 3,830.00 | | \$ 3,645.00 |
| Transfers and Special Reserves | | | | |
| Road Use Fee | \$ 6,582.58 | | \$ 7,703.00 | |
| Delinq Tax Coll Fee | \$ 5,112.07 | | \$ 4,452.29 | |
| Library Salary Reimb | \$ 10,062.82 | | \$ 11,898.68 | |
| Lister Education | \$ 390.82 | | \$ 390.82 | |
| Grand List State Funds | | | \$ 777.00 | |
| Legal Fee Reimb for TransCanada Litigation | | | \$ 1,700.38 | |
| Reappraisal Revenue | \$ 6,647.00 | | \$ 6,394.18 | |
| Tax Map Fund | \$ 1,076.36 | | \$ 2,500.00 | |
| Purch Fund (Tractor 2014/Mulcher- | \$ 37,000.00 | | \$ 2,100.00 | |
| Building Fund | \$ 2,356.08 | | \$ 18,561.24 | |
| Purchasing Fund (trailer) | | | \$ 4,024.25 | |
| Misc Revenue | \$ 5.00 | | \$ 6.25 | |

| | | | | |
|---|--------------------|------------------------|------------------|------------------------|
| Total Transfers From Spec Res | | \$ 69,232.73 | | \$ 60,508.09 |
| Checking Acct Interest | | \$ 1,127.73 | | \$ 1,171.31 |
| Transfer Station/Recycling | | | | |
| Dump fees | \$ 25,770.00 | | \$ 25,643.06 | |
| Tires | <u>\$ 322.00</u> | | <u>\$ 358.00</u> | |
| Total Transfer Station-Recycling | | \$ 26,092.00 | | \$ 26,001.06 |
| Misc Revenue | | | | |
| P O Rent | \$ 4,474.98 | | \$ 4,650.00 | |
| Prue Cleanup | \$ 180.00 | | | |
| Act 60 GL Maintenance | \$ 782.00 | | \$ 715.00 | |
| State Civil/Traffic Fines | \$ 159.50 | | \$ 759.50 | |
| Municipal Planning Grant | | | \$ 6,167.00 | |
| VELCO Yard Rent (Welcome Sign) | | | \$ 989.51 | |
| Library FICA Reimb | \$ 769.80 | | \$ 910.33 | |
| Misc General Revenue | <u>\$ 7,091.00</u> | | <u>\$ 398.72</u> | |
| Total Misc Revenue | | \$ 13,457.28 | | \$ 14,590.06 |
| Total General Fund Revenue | | \$ 295,338.19 | | \$ 380,268.23 |
| Highway Revenue | | | | |
| Highway Tax Appropriation | \$ 496,130.00 | | \$ 464,076.00 | |
| State Aid Highway | \$ 113,444.73 | | \$ 113,333.78 | |
| State Aid Paving Grant | \$ 140,000.00 | | | |
| State Aid Culvert Grant | | | \$ 56,597.85 | |
| Better Bacl Roads Grant | | | \$ 5,730.93 | |
| Grading Revenue | \$ 120.00 | | \$ 180.00 | |
| Overweight Truck Permits | \$ 260.00 | | \$ 310.00 | |
| Workers Comp Reimb | | | \$ 119.00 | |
| Reimb Dump Expenses | | | \$ 498.60 | |
| Gravel Stockpile Funds Transfer | | | \$ 17,321.51 | |
| Chargeback/Waterford Pit | | | \$ 31,480.86 | |
| Misc Highway Revenue | <u>\$ 2,630.16</u> | | <u>\$ 200.00</u> | |
| Total Highway Revenues | | \$ 752,584.89 | | \$ 689,848.53 |
| Fire Department Revenue | | | | |
| Annual Appropriation | \$ 71,860.00 | | \$ 73,460.00 | |
| Other Revenues | \$ 542.00 | | | |
| Annual Dinner | \$ 641.88 | | \$ 1,165.00 | |
| Wreath Fund Raiser | \$ 1,729.71 | | \$ 1,797.00 | |
| 911 Address # Funds | | | \$ 20.00 | |
| Donations | \$ 150.00 | | \$ 455.00 | |
| Transfer from Saving/CD | \$ 14,987.00 | | \$ 150.00 | |
| Transfer from Purchasing | <u>\$ 100.00</u> | | <u>\$ -</u> | |
| Total Fire Department Revenue | | \$ 90,010.59 | | \$ 77,047.00 |
| | | | | |
| Total General Fund Rev | | \$ 295,338.19 | | \$ 380,268.23 |
| Total Highway Fund Rev | | \$ 752,584.89 | | \$ 689,848.53 |
| Fire Department Rev | | \$ 90,010.59 | | \$ 77,047.00 |
| Total Town Revenues | | \$ 1,137,933.67 | | \$ 1,147,163.76 |

| 2014-2015 General Fund Comparative Expense Report | | | | |
|---|--------------|---------------------|--------------|---------------------|
| | 12/31/2014 | | 12/31/2015 | |
| Town Administration | | | | |
| Select Board Stipend | \$ 4,876.95 | | \$ 4,974.51 | |
| FICA/MEDI | \$ 393.20 | | \$ 411.23 | |
| Insurance & Bond | \$ 20,567.00 | | \$ 22,557.00 | |
| Professional Services | | | \$ 10,836.00 | |
| Mileage | \$ 1,552.06 | | \$ 1,692.64 | |
| Advertising | | | \$ 153.00 | |
| Training | | | \$ 60.00 | |
| Legal Fees | \$ 7,192.30 | | \$ 1,492.50 | |
| Dues & Subscrip | \$ 2,281.00 | | \$ 2,345.00 | |
| Kiwanis | | | \$ 500.00 | |
| School Generator | | | \$ 1,020.00 | |
| Trailer | | | \$ 4,024.25 | |
| Welcome Signs | | | \$ 989.51 | |
| Mulcher | | | \$ 2,100.00 | |
| NVDA | | | \$ 960.00 | |
| Misc Exp | \$ 37,429.60 | | \$ 331.12 | |
| Total Administration | | \$ 74,292.11 | | \$ 54,446.76 |
| Town Office Building & Library | | | | |
| Contract Services | \$ 2,770.00 | | \$ 420.00 | |
| Custodial Services | \$ 785.00 | | \$ 630.00 | |
| Repairs & Maint (roof & electrical) | \$ 703.08 | | \$ 18,561.24 | |
| Operating Supplies | \$ 1,235.99 | | \$ 1,450.46 | |
| Utilities | \$ 1,496.20 | | \$ 1,638.15 | |
| Street Lights | \$ 1,167.29 | | \$ 1,145.40 | |
| Heating Fuel | \$ 3,862.08 | | \$ 3,522.11 | |
| Total Town Office Building & Library | | \$ 12,019.64 | | \$ 27,367.36 |
| Town Clerk/Treas/Election | | | | |
| Town Clerk/Treas Stipend | \$ 48,422.88 | | \$ 51,234.67 | |
| Election Workers Stipends | \$ 1,075.04 | | \$ 441.70 | |
| Health Insurance | \$ 3,436.19 | | \$ 3,316.92 | |
| Health Reimb | | | \$ 138.00 | |
| Dental Insurance | \$ 789.12 | | \$ 781.62 | |
| Life/Disability Ins | \$ 227.20 | | \$ 179.52 | |
| FICA/MEDI | \$ 4,133.65 | | \$ 4,370.85 | |
| Retirement contrib | \$ 3,022.97 | | \$ 3,410.05 | |
| Bonus | \$ 1,100.00 | | \$ 2,144.29 | |
| Unemployment Ins | \$ 54.00 | | \$ 68.00 | |
| Workers' Comp | \$ 573.00 | | \$ 667.00 | |
| Record Restoration | \$ 691.20 | | \$ 491.00 | |
| Tax Map | \$ 6,210.00 | | | |
| Computer Services | \$ 4,485.37 | | \$ 3,488.22 | |
| Postage | \$ 1,465.69 | | \$ 1,564.46 | |
| Mileage | \$ 830.21 | | \$ 712.96 | |

| | | | | |
|--|--------------|---------------------|--------------|---------------------|
| Training Meetings | \$ 290.00 | | \$ 310.00 | |
| Advertising | \$ 558.00 | | \$ 913.50 | |
| Oper Equip & Sup | \$ 3,326.98 | | \$ 1,417.89 | |
| Election Expenses | \$ 86.98 | | \$ 22.24 | |
| Telephone | \$ 537.63 | | \$ 494.63 | |
| Total Town Clerk/Treas/Election | | \$ 81,316.11 | | \$ 76,167.52 |
| Auditors | | | | |
| Auditors' Wages | \$ 2,346.52 | | \$ 2,160.88 | |
| FICA/MEDI | \$ 179.52 | | \$ 165.31 | |
| Postage | \$ 94.50 | | \$ 60.14 | |
| Mileage | \$ 52.08 | | | |
| Training Meetings | \$ 180.00 | | | |
| Town Report | \$ 1,170.75 | | \$ 1,254.25 | |
| Total Auditors | | \$ 4,023.37 | | \$ 3,640.58 |
| Delinquent Tax Collection | | | | |
| Del Tax Collector Salary | \$ 5,530.72 | | \$ 4,421.17 | |
| FICA/MEDI | \$ 423.09 | | \$ 338.24 | |
| Tax Sale Postage | | | \$ 32.45 | |
| Tax Sale Advertizing | | | \$ 756.00 | |
| Mileage | \$ 655.99 | | | |
| Supplies | \$ 178.65 | | \$ 56.47 | |
| Total Delinquent Tax Collection | | \$ 6,788.45 | | \$ 5,604.33 |
| Listers | | | | |
| Lister Stipend & Tax Mapping | \$ 8,043.76 | | \$ 4,904.94 | |
| FICA/MEDI | \$ 615.36 | | \$ 375.24 | |
| Computer Services | \$ 477.62 | | | |
| Postage | | | \$ 36.86 | |
| Mileage | \$ 295.68 | | \$ 327.75 | |
| Training Meetings | \$ 440.00 | | \$ 130.00 | |
| Advertising | \$ 63.00 | | \$ 54.00 | |
| Operating Supplies | \$ 7.17 | | \$ 238.81 | |
| Total Listers Exp | | \$ 9,942.59 | | \$ 6,067.60 |
| Auditors | | | | |
| Mileage | \$ 53.90 | | | |
| Training Meetings | \$ 60.00 | | | |
| Total Auditors Exp | | \$ 113.90 | | \$ - |
| Animal Control | | \$ 100.60 | | \$ 110.15 |
| Law Enforcement | | \$ 5,788.36 | | \$ 6,335.00 |
| Library | | | | |
| Librarian wages | \$ 10,062.82 | | \$ 11,898.68 | |
| FICA/MEDI | \$ 769.80 | | \$ 910.33 | |
| Total Library | | \$ 10,832.62 | | \$ 12,809.01 |
| Solid Waste Facility | | | | |
| Attendant Wages | \$ 5,185.50 | | \$ 5,246.80 | |
| FICA/MEDI | \$ 396.69 | | \$ 401.32 | |
| NEKWMD Surcharge | \$ 2,169.27 | | \$ 2,631.87 | |

| | | | | |
|---|--------------|---------------------|--------------|---------------------|
| Hauling Fees | \$ 11,347.09 | | \$ 9,383.60 | |
| Tire Disposal | \$ 273.60 | | \$ 423.60 | |
| Green Up | \$ 245.18 | | \$ 226.85 | |
| Transfer to Compactor | \$ 4,985.23 | | \$ 7,149.09 | |
| Trans to Cover Highway Costs | \$ 506.62 | | \$ 498.60 | |
| Operating Supplies | \$ 982.82 | | \$ 39.33 | |
| Total Solid Waste Facility | | \$ 26,092.00 | | \$ 26,001.06 |
| Development Review Board | | | | |
| DRB Clerk | \$ 1,204.97 | | \$ 1,322.14 | |
| FICA/MEDI | \$ 92.19 | | \$ 101.17 | |
| Postage | \$ 64.35 | | \$ 73.49 | |
| Advertising | \$ 198.00 | | \$ 355.50 | |
| Legals | \$ 762.20 | | \$ 15.99 | |
| Total Development Review Board | | \$ 2,321.71 | | \$ 1,868.29 |
| Planning | | | | |
| Planning Board Clerk | \$ 892.42 | | \$ 905.24 | |
| FICA/MEDI | \$ 68.24 | | \$ 69.23 | |
| Professional Services | | | \$ 5,318.01 | |
| Advertising | | | \$ 63.00 | |
| Operating Supplies | \$ 52.75 | | \$ 286.39 | |
| Total Planning | | \$ 1,013.41 | | \$ 6,641.87 |
| Zoning Administrator | | | | |
| Zoning Admin Stipend | \$ 9,692.50 | | \$ 10,181.25 | |
| FICA/MEDI | \$ 392.45 | | | |
| Postage | \$ 25.68 | | \$ 46.31 | |
| Mileage | \$ 322.90 | | | |
| Training | \$ 60.00 | | | |
| Operating Supplies | \$ 174.32 | | \$ 5.99 | |
| Telephone | \$ 336.51 | | \$ 337.54 | |
| Total Zoning Administrator | | \$ 11,004.36 | | \$ 10,571.09 |
| Community Appropriations | | | | |
| Area Agency on Aging/NEK Council on Aging | \$ 500.00 | | \$ 500.00 | |
| Caledonia Home Health | \$ 1,250.00 | | \$ 1,250.00 | |
| CALEX | \$ 12,800.00 | | \$ 12,800.00 | |
| Catamount Arts | \$ 500.00 | | \$ 500.00 | |
| Davies Mem Library | \$ 6,500.00 | | \$ 12,000.00 | |
| Fairbanks Museum | \$ 1,104.00 | | \$ 1,104.00 | |
| NEK Adult Ed | \$ 200.00 | | \$ 200.00 | |
| NEK Human Svcs | \$ 1,159.00 | | \$ 1,159.00 | |
| NEK Youth Svcs | \$ 750.00 | | \$ 750.00 | |
| NVDA | \$ 500.00 | | | |
| Rural Comm Trans | \$ 400.00 | | \$ 400.00 | |
| Umbrella | \$ 300.00 | | \$ 1,000.00 | |
| Kingdom Animal Shelter | \$ 500.00 | | \$ 500.00 | |
| Total Community Appropriations | | \$ 26,463.00 | | \$ 32,163.00 |
| County Tax | | \$ 22,506.00 | | \$ 22,412.00 |

| | | | | |
|--|---------------|----------------------|---------------|----------------------|
| Transfer to Reserves | | | | |
| Building Fund | \$ 5,000.00 | | | |
| Duck Pond Road Fund | \$ 6,582.58 | | | |
| Lister Training Fund | \$ 90.82 | | \$ 390.82 | |
| Transfer to Tax Appeal Contingency Fund | | | \$ 43,800.61 | |
| Reappraisal | \$ 16,647.00 | | \$ 6,394.18 | |
| Surplus to Reduce 2016 Taxes | \$ - | \$ - | \$ - | |
| Total Transfer to Reserves | | \$ 28,320.40 | | \$ 50,585.61 |
| Cemetery Expenditures | | \$ 5,300.00 | | \$ 5,462.00 |
| Total Town Expenditures | | \$ 328,238.63 | | \$ 348,253.23 |
| Highway Administration | | | | |
| Highway Crew Wages | \$ 128,330.31 | | \$ 127,043.37 | |
| Highway Wages - Overtime | \$ 22,401.97 | | \$ 16,126.06 | |
| Health Insurance | \$ 46,296.84 | | \$ 47,057.01 | |
| Dental Ins | \$ 2,603.16 | | \$ 2,578.50 | |
| Health Reimb Acct | \$ 9,791.40 | | \$ 7,723.79 | |
| Health Reimb Holding Fee | | | \$ (2,500.00) | |
| HRA fees | \$ 82.50 | | \$ 83.91 | |
| Life / Disability Ins | \$ 773.76 | | \$ 715.32 | |
| FICA/MEDI | \$ 11,727.64 | | \$ 11,236.03 | |
| Retirement Contrib | \$ 8,884.83 | | \$ 8,297.74 | |
| Bonus | \$ 2,250.00 | | \$ 3,705.80 | |
| Unemployment Ins | \$ 208.00 | | \$ 330.00 | |
| Workers' Comp Ins | \$ 8,970.00 | | \$ 11,522.00 | |
| Clothing Allowance | \$ 586.50 | | \$ 263.00 | |
| Safety CLOthing | \$ 202.50 | | | |
| Training | \$ 396.00 | | \$ 300.00 | |
| Total Highway Administration | | \$ 243,505.41 | | \$ 234,482.53 |
| Hwy Const & Maintenance | | | | |
| Subcontractor Costs | \$ 154,076.62 | | \$ 106,103.25 | |
| Signs | \$ 234.75 | | \$ 2,442.74 | |
| Guardrails | \$ 6,338.00 | | | |
| Paving | \$ 22.95 | | \$ 1,691.64 | |
| Advertising | \$ 124.20 | | | |
| Operating Supplies | \$ 1,038.45 | | \$ 4,356.70 | |
| Gravel / Stone / Material | \$ 36,560.65 | | \$ 10,221.52 | |
| Calcium Chloride | \$ 24,780.20 | | \$ 28,497.68 | |
| Salt | \$ 12,997.18 | | \$ 7,902.07 | |
| Winter Sand | \$ 15,763.07 | | \$ 24,865.57 | |
| Rentals/Prop | \$ 6,349.92 | | \$ 7,182.50 | |
| Culverts | \$ 18,893.03 | | \$ 7,843.49 | |
| Transfer to Gravel Fund | \$ - | \$ - | \$ - | |
| Total Hwy Const & Maintenance | | \$ 277,179.02 | | \$ 201,107.16 |
| Hwy Equipment Maint | | | | |
| Trk #1 - '91 Ford (Water) | \$ 21.10 | | | |
| Trk #2 - '93 Ford (Spare) | \$ 197.68 | | | |

| | | | | |
|-------------------------------------|--------------|----------------------|--------------|----------------------|
| Trk #3 - '00 Sterling | \$ 1,206.14 | | \$ 2,965.52 | |
| Trk #4 - '97 Dump 10 Wh | \$ 2,816.41 | | \$ 5,092.20 | |
| Trk #5 - '09 Int 10 Wh | \$ 3,150.12 | | \$ 9,388.87 | |
| Trk # 12 - '11 Pickup | \$ 1,915.53 | | \$ 3,177.79 | |
| Cat Grader '03 140H | \$ 9,120.43 | | \$ 8,397.36 | |
| John Deere Tractor/Mow | \$ 2,154.69 | | \$ 651.27 | |
| Excavator | \$ 3,108.32 | | \$ 6,838.04 | |
| Bucket Loader Cat 928 | \$ 3,897.10 | | \$ 223.67 | |
| Gas, Oil & Diesel | \$ 57,177.12 | | \$ 32,359.02 | |
| Total Hwy Equipment Maint | | \$ 84,764.64 | | \$ 69,093.74 |
| Highway Garage | | | | |
| Professional Services | \$ 297.00 | | \$ 684.69 | |
| Repairs & Maint | \$ 1,055.01 | | \$ 269.94 | |
| Operating Supplies | \$ 25,645.63 | | \$ 23,502.57 | |
| Utilities | \$ 4,360.78 | | \$ 4,747.89 | |
| Telephone | \$ 1,168.79 | | \$ 1,282.14 | |
| Heating Fuel | \$ 4,817.46 | | \$ 5,239.45 | |
| Machinery& Equipment | \$ 500.00 | | \$ 3,500.00 | |
| Total Highway Garage | | \$ 37,844.67 | | \$ 39,226.68 |
| Subtotal Highway Expense | | \$ 643,293.74 | | \$ 543,910.11 |
| Transfer to Purchasing Fund | | \$ 35,966.55 | | \$ 62,005.68 |
| Chargeback/Waterford Pit | | | | \$ 31,480.86 |
| Transfer to Stockpile Fund | | \$ 12,806.55 | | |
| Adjustments for Dump Exp | | \$ (506.62) | | \$ (498.60) |
| Total Highway Expenditures | | \$ 691,560.22 | | \$ 636,898.05 |
| Fire Department Expenditures | | | | |
| Insurance & Bond | \$ 7,936.00 | | \$ 10,231.00 | |
| Loan Payment | \$ 22,058.00 | | \$ 22,058.00 | |
| Firehouse Maintenance | \$ 287.00 | | \$ 3,043.34 | |
| Equipment Maintenance | \$ 1,402.03 | | \$ 1,551.12 | |
| Truck Maintenance | \$ 1,805.87 | | \$ 592.27 | |
| Rescue Truck Maintenance | | | \$ 1,833.49 | |
| Tanker Truck Maintenance | | | \$ 40.00 | |
| Engine 1 Maintenance | | | \$ 1,521.07 | |
| Hydrant Maintenance | \$ 800.00 | | | |
| Equipment Purchase | \$ 1,720.11 | | \$ 912.68 | |
| Fire Ground | \$ 1,650.00 | | \$ 597.95 | |
| Dispatch | \$ 3,519.00 | | \$ 4,622.00 | |
| Training Fire Fighters | | | \$ 200.00 | |
| Training EMT | \$ 1,237.00 | | \$ 675.00 | |
| Grant Exp - Wildland | \$ 16,187.00 | | | |
| Fees | \$ 400.00 | | \$ 400.00 | |
| Operating / Office supplies | \$ 311.72 | | \$ 1,824.11 | |
| Utilities | \$ 1,740.01 | | \$ 1,698.00 | |
| Utilities LP | \$ 42.12 | | | |
| Telephone | \$ 923.12 | | \$ 680.81 | |

| | | | | |
|---|---------------------|------------------------|----------------------|------------------------|
| Internet | | | \$ 754.63 | |
| Heating Fuel | \$ 3,413.40 | | \$ 3,454.13 | |
| Gas, Oil, Diesel | \$ 891.26 | | \$ 385.15 | |
| Annual Dinner | \$ 555.59 | | \$ 1,556.52 | |
| Transfer to Purchasing Fund | \$ 5,542.00 | | \$ 5,542.00 | |
| Transfer to Hydrant Fund | \$ 850.00 | | | |
| Transfer to Long Range Fund | \$ 150.00 | | | |
| Transfer to Grant Fund | \$ 5,000.00 | | \$ 9,534.33 | |
| Surplus to Purchasing Fund | \$ 9,438.79 | | | |
| Miscellaneous | \$ 2,150.57 | | \$ 3,339.40 | |
| Total Fire Dept Expenditures | | \$ 90,010.59 | | \$ 77,047.00 |
| | | | | |
| Total General Fund Expenses | | \$ 328,238.63 | | \$ 348,253.23 |
| Total Highway Fund Expenses | | \$ 691,560.22 | | \$ 636,898.05 |
| Total Fire Dept Fund Expenses | | \$ 90,010.59 | | \$ 77,047.00 |
| Total Municipal Expenses | | \$ 1,109,809.44 | | \$ 1,062,198.28 |
| | | | | |
| Use Value of Town Equipment | | | | |
| Truck Maintenance Exp | \$ 188,084.00 | | \$ 194,683.75 | |
| Town Garage Main. & Supplies | \$ (122,609.31) | | \$ (108,320.42) | |
| Shop Labor | \$ (29,508.14) | | \$ (24,357.65) | |
| Balance Transferred to Town Purchasing F | \$ 35,966.55 | | \$ 62,005.68 | |
| | | | | |
| | | | | |
| Value of Gravel Used | \$ 12,806.55 | | \$ 31,480.86 | |
| Transferred from Gravel Reserve | | | \$ 17,321.51 | |
| Stockpile Expense | \$ - | | \$ (55,354.11) | |
| Trans to Gravel Stockpile Fund/Deficit | \$ 12,806.55 | | \$ (6,551.74) | |

| Town of Waterford - 2014/2015 Salaries | | | | | |
|--|---------------------|----------------|----------------------|--------------|----------------------|
| Employee | Position | Salary 2014 | | 2015 | |
| Brent Beck | Selectman | \$ 1,625.65 | | \$ 1,658.17 | |
| Gary Allard | Selectman | \$ 1,625.65 | | \$ 1,658.17 | |
| Fred Saar | Selectman | \$ 1,625.65 | | \$ 1,658.17 | |
| Joanne Jurentkuff | Town Clerk/Treas | \$ 38,774.16 | | \$ 39,188.02 | |
| Jessy Pelow | Asst Clerk/Treas | \$ 14,184.91 | | \$ 17,645.86 | |
| Pamela Bullock | Election Worker | \$ 385.06 | | \$ 117.94 | |
| Patricia Gould | Election Worker | \$ 371.46 | | \$ 117.94 | |
| Jeannette Farmer | Election Worker | \$ 190.27 | | \$ 104.06 | |
| Sandra Lyon | Election Worker | \$ 42.75 | | \$ 746.14 | |
| Eleanor Lund | Auditor/El Worker | \$ 674.50 | | \$ - | |
| Mary Jo Lote | Auditor/El Worker | \$ 878.76 | | \$ 758.25 | |
| Dorothy Borsodi | Auditor/El Worker | \$ 878.76 | | \$ 758.25 | |
| Gilbert Trenholme | Del. Tax Col/Zoning | \$ 10,660.72 | | \$ 4,421.17 | |
| Marcia Martel | Lister | \$ 2,777.92 | | \$ 1,634.98 | |
| Edwin Allen | Lister | \$ 2,402.92 | | \$ 1,634.98 | |
| Howard Remick | Lister | \$ 2,862.92 | | \$ 1,634.98 | |
| Jennifer D'Agostino | Librarian | \$ 10,062.82 | | \$ 11,898.68 | |
| Heather Burt | Transfer Station | \$ 288.30 | | \$ 54.65 | |
| Bob Root | Transfer Station | \$ 1,981.35 | | \$ 2,787.15 | |
| Steve Daniels | Transfer Station | \$ 696.15 | | \$ - | |
| Casey Goodwin | Recycling | \$ 1,313.70 | | \$ - | |
| Justin Deth | Recycling | \$ 906.00 | | \$ 2,358.75 | |
| Carol Priest | PB DRB Secretary | \$ 2,097.39 | | \$ 1,766.13 | |
| Michelle Collins | PB DRB Secretary | \$ - | | \$ 507.50 | |
| | | | \$ 97,307.77 | | \$ 93,109.94 |
| Lisle Houghton | Hwy Foreman | \$ 60,713.39 | | \$ 57,516.38 | |
| Wade Baillargeon | Hwy Asst Foreman | \$ 48,933.36 | | \$ 49,166.42 | |
| James Hayes | Hwy Worker | \$ 39,016.86 | | \$ 31,612.65 | |
| Scott Lynaugh | Hwy Worker | \$ 1,031.57 | | \$ 572.76 | |
| John Nutbrown | Hwy Worker | \$ 2,939.20 | | \$ - | |
| Casey Houghton | Hwy Worker | \$ 606.80 | | \$ 131.58 | |
| Ian J MacDonald | Hwy Worker | \$ 8,074.76 | | \$ 8,074.76 | |
| Clair Gonyaw | Hwy Worker | \$ 327.60 | | \$ 63.68 | |
| | | | \$ 161,643.54 | | \$ 147,138.23 |
| Total Municipal Salaries | | | \$ 258,951.31 | | \$ 240,248.17 |

| 2015 Highway Projects | | | | |
|----------------------------------|--------------------------------|--------------|----------------------|--|
| Winter Class II | | | | |
| | Labor | \$ 23,192.30 | | |
| | Material/Benefits/Contractors | \$ 25,860.74 | | |
| | Equipment | \$ 39,318.50 | | |
| | Gravel Stockpile | \$ - | | |
| Total Winter Class II | | | \$ 88,371.54 | |
| Winter Class III | | | | |
| | Labor | \$ 29,322.65 | | |
| | Material/Benefits/Contractors | \$ 50,202.93 | | |
| | Equipment | \$ 44,050.50 | | |
| | Gravel Stockpile | \$ 2,327.40 | | |
| Total Winter Class III | | | \$ 125,903.48 | |
| General Class II | | | | |
| | Labor | \$ 19,385.14 | | |
| | Material/Benefits/ Contractors | \$ 28,591.84 | | |
| | Equipment | \$ 25,572.50 | | |
| | Gravel Stockpile | \$ 6,026.41 | | |
| Total General Class II | | | \$ 79,575.89 | |
| General Class III | | | | |
| | Labor | \$ 31,971.16 | | |
| | Material /Benefits/Contractors | \$ 56,387.95 | | |
| | Equipment | \$ 45,687.00 | | |
| | Gravel Stockpile | \$ 5,685.71 | | |
| Total General Class III | | | \$ 139,731.82 | |
| General Class IV | | | | |
| | Labor | \$ 395.34 | | |
| | Material/Benefits/Contractors | \$ 1,246.43 | | |
| | Equipment | \$ 914.00 | | |
| | Gravel Stockpile | \$ 950.40 | | |
| Total General Class IV | | | \$ 3,506.17 | |
| Ditch & Culvert | | | | |
| | Labor | \$ 8,432.79 | | |
| | Material/Benefits/Contractors | \$ 12,646.04 | | |
| | Equipment | \$ 20,646.00 | | |
| | Gravel Stockpile | \$ 1,633.05 | | |
| Total Ditch & Culvert | | | \$ 43,357.88 | |
| | | | | |
| | | | | |
| | | | | |
| | | | | |

| | | | | |
|---|-------------------------------|----|-----------------|----------------------|
| Gravel Resurfacing II | | | | |
| | Labor | \$ | 2,269.99 | |
| | Material/Benefits/Contractors | \$ | 1,458.10 | |
| | Equipment | \$ | 3,896.50 | |
| | Gravel Stockpile | \$ | <u>9,712.35</u> | |
| Total Gravel Resurfacing II | | | | \$ 17,336.94 |
| Gravel Resurfacing III | | | | |
| | Labor | \$ | 1,637.54 | |
| | Material/Benefits/Contractors | \$ | 2,050.98 | |
| | Equipment | \$ | 4,921.00 | |
| | Gravel Stockpile | \$ | <u>5,145.54</u> | |
| Total Gravel Resurfacing III | | | | \$ 13,755.06 |
| Old County Road South | | | | |
| | Material/Benefits/Contractors | \$ | 62,886.50 | |
| Total Old County Road South | | | | \$ 62,886.50 |
| Hale Rd Better Backroads Grant | | | | |
| | Labor | \$ | 1,305.56 | |
| | Material/Benefits/Contractors | \$ | 3,485.10 | |
| | Equipment | \$ | <u>2,328.00</u> | |
| Total Hale Rd Better Backroads Grant | | | | \$ 7,118.66 |
| Gravel Stockpile | | | | |
| | Labor | \$ | 4,549.51 | |
| | Material/Benefits/Contractors | \$ | 43,634.85 | |
| | Equipment | \$ | <u>7,169.75</u> | |
| Total Gravel Stockpile | | | | \$ 55,354.11 |
| Total 2015 Highway Projects | | | | \$ 636,898.05 |

Waterford Vendor Informational Report

| Name | Amount | Name | Amount |
|--|--------------|---------------------------------|--------------|
| 1 South Main Supply | \$ 119.90 | D & C Transportation Inc | \$ 24,381.01 |
| A T & T | \$ 1,307.05 | David Greenwood II | \$ 90.00 |
| Advanced Disposal- St J Transfer Stati | \$ 45.00 | Davies Memorial Library | \$ 1,200.00 |
| Airgas East | \$ 766.37 | Delta Dental | \$ 3,360.12 |
| All Around Power Equipment | \$ 6,308.45 | Dorothy Borsodi | \$ 38.98 |
| All Around Rental | \$ 530.00 | EFTPS | \$ 63,928.06 |
| Allen Lumber Co | \$ 211.53 | Emergency Reporting | \$ 708.00 |
| Andrea Dinneen | \$ 6.49 | Eydie Aremburg | \$ 99.26 |
| Annette Cadieux | \$ 540.00 | F W Webb Co | \$ 96.66 |
| Area Agency on Aging | \$ 500.00 | Fairbanks Museum & Planetarium | \$ 1,104.00 |
| Associated General Contractors of VT | \$ 300.00 | Fairpoint | \$ 1,697.55 |
| ATD Signs | \$ 989.51 | Fastenal | \$ 597.97 |
| Aubuchon Paint & Hardware | \$ 16.44 | Fire Tech & Safety | \$ 1,293.60 |
| Austin Construction | \$ 6,600.00 | First Bankcard | \$ 2,254.12 |
| Autosaver Accessory Center | \$ 41.49 | FPH Tank Installation & Service | \$ 519.44 |
| B-B Chain Inc | \$ 1,314.10 | Fred's Proprane & Heating Oil | \$ 262.30 |
| Barrett Automotive | \$ 16.95 | G H Berlin Windward | \$ 421.47 |
| Blackmont Equipment Inc | \$ 141.92 | Gary Allard | \$ 761.60 |
| Blaktop Inc | \$ 1,634.94 | Gilbert D Trenholme | \$ 712.46 |
| Blue Cross Blue Shield of VT | \$ 47,057.01 | Gingue Construction Co | \$ 16,653.07 |
| Box Car & Caboose | \$ 1,254.25 | Green Mountain Power Corp | \$ 9,229.44 |
| Brent Beck | \$ 317.52 | Grime Nursery | \$ 1,229.00 |
| Broome Power Equipment | \$ 9.95 | H P Fairfield LLC | \$ 1,572.94 |
| C N Brown Co | \$ 12,215.69 | H S Supply | \$ 5,307.49 |
| Calco Inc | \$ 6,077.70 | Houghton Heating & Plumbing | \$ 243.12 |
| Caledonia County Sheriff | \$ 6,731.00 | Howard P Fairfield LLC | \$ 1,033.72 |
| Caledonia County Treasurer | \$ 22,412.00 | IDS | \$ 130.69 |
| Caledonia Home Health Care | \$ 1,250.00 | J A McDonald | \$ 42,631.75 |
| CALEX | \$ 12,975.00 | J Fenoff Site Works, LLC | \$ 4,837.50 |
| California Contractors Supplies Inc | \$ 220.30 | James Hayes | \$ 25.00 |
| Cargill Salt Eastern | \$ 9,653.19 | James Hayes Construction | \$ 507.50 |
| Carol Priest | \$ 43.86 | JC Brimmer, Town Consultant | \$ 10,825.00 |
| Carroll Concrete | \$ 482.50 | Jennifer D'Agostino | \$ 186.33 |
| Casella Waste Management Inc | \$ 10,198.14 | Jessy Pelow | \$ 4.35 |
| Catamount Arts | \$ 500.00 | Joanne Jurentkuff | \$ 897.66 |
| Catamount Electric | \$ 297.00 | Jordan Equipment | \$ 1,600.00 |
| CED Twin State Electric Supply | \$ 1,427.12 | Justin Deth | \$ 4.22 |
| Charlebois | \$ 754.35 | Keith Merchand | \$ 91.00 |
| Charles Lawrence | \$ 87.50 | Kelley-MacKenzie Auto Parts | \$ 242.16 |
| Chiefs Truck Maintenance LLC | \$ 573.75 | Kevin & Paula Gillander | \$ 1,003.10 |
| Cindy Cady | \$ 110.15 | Kimball Midwest | \$ 1,275.20 |
| Clarence Priest Jr | \$ 10.00 | Kingdom Animal Shelter | \$ 500.00 |
| Clark's Truck Ctr | \$ 2,098.89 | Kiwanis Club | \$ 500.00 |
| Classen's Crane Service | \$ 3,600.00 | KMJ Precision Fuels | \$ 7,451.50 |
| CAN Surety Co | \$ 100.00 | Kofile Preservation | \$ 491.00 |
| Corrosion Prevention Service LLC | \$ 165.25 | Lakes Region Fire Apparatus Inc | \$ 406.80 |
| Cummins Northeast LLC | \$ 1,521.07 | Lane Equipment Repair LLC | \$ 2,550.00 |

| Name | Amount | Name | Amount |
|------------------------------------|--------------|------------------------------------|--------------|
| Laura Remick | \$ 25.42 | Schwaab Inc | \$ 162.00 |
| Liberty Mutual Insurance | \$ 1,598.00 | Southworth-Milton | \$ 21.00 |
| Lincoln Financial Group | \$ 1,789.68 | St J Fire Extinguisher Sales & Ser | \$ 8,282.62 |
| Lyndon Truck Center | \$ 2,461.04 | St J Hardware | \$ 330.00 |
| Marcia Martel | \$ 327.75 | St Johnsbur Elks Lodge | \$ 251.36 |
| Mathews Excavating | \$ 58,299.00 | Swissphone | \$ 1,252.97 |
| McDevitt Trucks Inc | \$ 9,544.94 | TAC-2 Communications Inc | \$ 100.00 |
| Merchant Bank | \$ 1,058.76 | Tenco Industries Inc | \$ 267.05 |
| Modern Woodman | \$ 6,400.98 | Texas Refinery Corp | \$ 4,289.54 |
| Moore Dam Honda | \$ 180.00 | The Caledonian-Record | \$ 312.00 |
| Morrison Feed Bag Inc | \$ 120.43 | The Gorman Group LLC | \$ 2,466.00 |
| Napa Auto Parts of Littleton | \$ 1,343.00 | The Sign Depot | \$ 28,497.68 |
| National Fire Protection Asso | \$ 184.95 | Tifco Industries | \$ 10.00 |
| NEK Learning Services | \$ 200.00 | Town of St Johnsbury | \$ 479.50 |
| NEKWMD | \$ 3,055.47 | Travis Fraser | \$ 4,622.00 |
| NEMRC | \$ 2,443.26 | Treasurer, State of VT | \$ 16,000.00 |
| New England Alarm Technology | \$ 240.00 | Trend | \$ 1,800.00 |
| New England Truck Tire | \$ 2,989.04 | Twin State Ford | \$ 93.50 |
| North Country Hydraulics & Surplus | \$ 1,181.48 | U I Insurance Services Inc | \$ 2,211.15 |
| Northeast AG | \$ 60.00 | Umbrella | \$ 8,633.00 |
| NEK Human Services, Inc | \$ 1,159.00 | Unifirst | \$ 1,000.00 |
| NEK Youth Services | \$ 750.00 | Union Bank | \$ 2,827.77 |
| Nortarx Equipment Co | \$ 2,223.20 | United States Treasury | \$ 1,896.76 |
| NVDA | \$ 6,278.01 | University of Vermont | \$ 14.56 |
| O'C Satellite TV | \$ 15.00 | Vermont Dept of Taxes | \$ 130.00 |
| Our Designs Inc | \$ 86.45 | Vermont Dept of Environmental | \$ 8,316.81 |
| Overhead Door | \$ 83.35 | Vermont Fire Extinguishers | \$ 50.00 |
| Passumpsic Savings Bank | 2351.29 | Vermont Municipal Clerk's & Treas | \$ 326.40 |
| Paul Luciano | \$ 10,836.00 | Vermont State Firefighters Assoc | \$ 185.00 |
| Paul Weaver/Little Acres | \$ 5,995.00 | Vistasites.net | \$ 400.00 |
| Paul's Farm Service | \$ 7.50 | VLCT | \$ 389.82 |
| Petty Co Junction | \$ 542.70 | VLCT Employment Resources | \$ 3,472.00 |
| Pike Industries Inc | \$ 9,275.12 | VLCT PACIF | \$ 111.00 |
| Pinnacle Public Finance Inc | \$ 22,058.00 | VLCT Unemployment Ins Trust | \$ 33,659.00 |
| Postmaster | \$ 228.00 | VT Heritage Spring Water Co | \$ 287.00 |
| Power Washer Sales | \$ 127.65 | W B Mason Co | \$ 299.00 |
| Power Plan | \$ 460.00 | Walbridge Welding | \$ 211.11 |
| Primmer Piper eggleston & Cramer | \$ 2,097.50 | Waterford Electric / David Knight | \$ 35.62 |
| Quill Corporation | \$ 873.15 | Waterford Vol Fire Dept | \$ 2,568.88 |
| Reed Supply Inc | \$ 768.66 | We Fix Trucks | \$ 14,129.97 |
| RNL Plumbing & Heating | \$ 1,140.25 | Wheeler Sports | \$ 1,313.10 |
| Robert Vielleux | \$ 40.00 | Whites Market | \$ 1,002.00 |
| Ruggles Engineering Services | \$ 7,962.50 | William Willis | \$ 628.41 |
| Rural Community Transportation | \$ 400.00 | Work Safe | \$ 100.00 |
| Ryan Aremburg | \$ 72.15 | Yankee Generator Inc | \$ 2,442.74 |
| Sanel Auto Parts Co | \$ 3,633.97 | YES | \$ 1,020.00 |
| | | | \$ 175.00 |

**2015 Tax Report
Oct. 15, 2015**

| | Residential | NonResidential |
|----------------------------|-----------------|------------------------|
| Municipal Tax | 0.4008 | 0.4008 |
| Local Agreement Tax | 0.0024 | 0.0024 |
| School Education Tax | 1.6059 | 1.5649 |
| Tax Rate | 2.0091 | 1.9681 |
| Municipal Grand List | \$ 1,810,681.63 | \$ 1,810,681.63 |
| Local Agreement Grand List | \$ 1,810,681.63 | \$ 1,810,681.63 |
| Education Grand List | \$ 907,210.47 | \$ 858,697.91 |
| 2015 Taxes Collected | | \$ 3,456,060.32 |
| 2015 Delinquent Taxes | | \$ 76,983.18 |
| 2015 Total Tax Bill | | \$ 3,533,043.50 |

Indebtedness

| | Principal Due | Annual Payment 12/1/2015 | Balance Due |
|---|---------------------|--------------------------------|---------------------|
| Fire Truck Loan 12/01/2012-12/1/2019 | \$ 93,884.00 | \$ (22,058.00) | \$ 71,826.00 |

**Appropriations
Three Year Comparisons**

| | 2014 Actual | 2015 Actual | 2016 Proposed |
|--------------------------------|---------------------|---------------------|---------------------|
| NEK Council on Aging | \$ 500.00 | \$ 500.00 | \$ 500.00 |
| Caledonia Home Health | \$ 1,250.00 | \$ 1,250.00 | \$ 1,250.00 |
| Calex | \$ 12,800.00 | \$ 12,800.00 | \$ 12,800.00 |
| Catamount Arts | \$ 500.00 | \$ 500.00 | \$ 500.00 |
| Davies Memorial Library | \$ 6,500.00 | \$ 12,000.00 | \$ 12,000.00 |
| Fairbanks Museum | \$ 1,104.00 | \$ 1,104.00 | \$ 1,104.00 |
| Kingdom Animal Shelter | \$ 500.00 | \$ 500.00 | \$ 500.00 |
| NEK Learning Services | \$ 200.00 | \$ 200.00 | \$ 200.00 |
| NEK Human Services | \$ 1,159.00 | \$ 1,159.00 | \$ 1,159.00 |
| NEK Youth Services | \$ 750.00 | \$ 750.00 | \$ 750.00 |
| Rural Community Transportation | \$ 400.00 | \$ 400.00 | \$ 400.00 |
| Umbrella | \$ 300.00 | \$ 1,000.00 | \$ 1,000.00 |
| | \$ 25,963.00 | \$ 32,163.00 | \$ 32,163.00 |

Waterford Fire Department 2015



In 2015 the Waterford Department responded to 87 incidents during the year, up slightly from 2014. We had 15 fire related calls, 58 Rescue and Emergency Medical calls and the rest split between hazardous conditions, service, good intent and false calls.

Our new EMT's James Steele and Jeff Gingue, along with myself had a busy year again with Medical Calls. I would also like to thank CALEX ambulance for their continued response to our town on these calls.

Our Firefighters were led by Assistant Chief Colin Fucci, Captain Eric Bunnell, Captain Phil Aucion, Lieutenant Matt Lewis and Lieutenant Jeffrey Gingue who each brought their own skill set and assets to help better the department throughout the year and thank them for their time and dedication.

We have three members of the department that have retired in 2015. Colin Fucci, Phil and Kathy Aucion. Colin previously served as Chief and various other roles in the 15 years of his dedicated service to the fire department. Both Phil and Kathy have been very dedicated to the department in the tenure as well and will be greatly missed. Please make sure you congratulate each one of them for their service to your town!

Our Cadet program has continued to grow strong in 2015. The department nominated Ryan Aremburg for the Captain Charles Taylor Youth Firefighter of the Year Award in Vermont and he was selected for that award. We now have 3 people in the Cadet program and looking forward to continuing growing this program.

The Fire Department was also saddened by the passing of one of its own retired firefighters Robert 'Bob' Badurski. Bob was a charter member of the fire department and dedicated over 21 years to the department. A truly caring and dedicated man and will be greatly missed.

As always, we would like to encourage anyone who has an interest in becoming a member or a helper to let us know. We would like to remind residents to continue to maintain and check CO and smoke detectors on a regular basis and have their homes clearly marked with their 9-1-1 addresses so that the numbers are clearly visible, especially at night.

Thank you to all the members of the department for their dedication and sacrifices. Thank you to the Town and residents for your support of the fire department.

Chief Kevin Fontecha
Waterford Fire Department

Waterford Fire Department

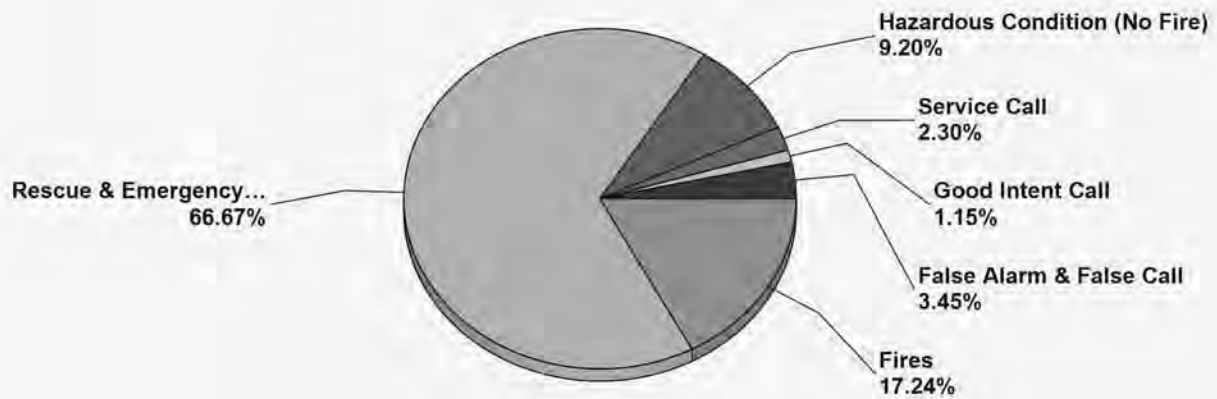
Lower Waterford, VT

This report was generated on 1/1/2016 2:52:09 PM



Breakdown by Major Incident Types for Date Range

Zone(s): All Zones | Start Date: 01/01/2015 | End Date: 12/31/2015



| MAJOR INCIDENT TYPE | # INCIDENTS | % of TOTAL |
|------------------------------------|-------------|------------|
| Fires | 15 | 17.24% |
| Rescue & Emergency Medical Service | 58 | 66.67% |
| Hazardous Condition (No Fire) | 8 | 9.20% |
| Service Call | 2 | 2.30% |
| Good Intent Call | 1 | 1.15% |
| False Alarm & False Call | 3 | 3.45% |
| TOTAL | 87 | 100.00% |

Only REVIEWED incidents included. Summary results for a major incident type are not displayed if the count is zero.

| Detailed Breakdown by Incident Type | | |
|---|-------------|----------------|
| INCIDENT TYPE | # INCIDENTS | % of TOTAL |
| 111 - Building fire | 6 | 6.90% |
| 114 - Chimney or flue fire, confined to chimney or flue | 2 | 2.30% |
| 131 - Passenger vehicle fire | 2 | 2.30% |
| 137 - Camper or recreational vehicle (RV) fire | 1 | 1.15% |
| 142 - Brush or brush-and-grass mixture fire | 3 | 3.45% |
| 151 - Outside rubbish, trash or waste fire | 1 | 1.15% |
| 311 - Medical assist, assist EMS crew | 7 | 8.05% |
| 321 - EMS call, excluding vehicle accident with injury | 38 | 43.68% |
| 322 - Motor vehicle accident with injuries | 4 | 4.60% |
| 324 - Motor vehicle accident with no injuries. | 9 | 10.34% |
| 413 - Oil or other combustible liquid spill | 1 | 1.15% |
| 424 - Carbon monoxide incident | 2 | 2.30% |
| 444 - Power line down | 5 | 5.75% |
| 510 - Person in distress, other | 1 | 1.15% |
| 554 - Assist invalid | 1 | 1.15% |
| 611 - Dispatched & cancelled en route | 1 | 1.15% |
| 700 - False alarm or false call, other | 1 | 1.15% |
| 733 - Smoke detector activation due to malfunction | 1 | 1.15% |
| 745 - Alarm system activation, no fire - unintentional | 1 | 1.15% |
| TOTAL INCIDENTS: | 87 | 100.00% |

Only REVIEWED incidents included. Summary results for a major incident type are not displayed if the count is zero.



UNITED STATES SENATE
WASHINGTON, D.C. 20510

BERNARD SANDERS
VERMONT

January 6, 2016

Ryan Aremburg
[REDACTED]
[REDACTED]

Dear Ryan:

I was pleased to learn that you were awarded the Captain Charles Taylor Youth Firefighter of the Year Award at the Vermont State Firefighters' Association Convention. Congratulations on this prestigious honor.

This award is a fitting recognition of all the outstanding work you have done as a member of the Waterford Volunteer Fire Department. I was impressed to learn that you spearheaded the First Responder Firefighter System and a research project on energy efficient lighting for the department. I know that your efforts have served as an inspiration to others in the Waterford community, and I thank you for your service.

I join with your friends, family, and the Waterford community in congratulating you on this award and wishing you continued success in all your future endeavors.

Sincerely,

A handwritten signature in cursive script that reads "Bernard Sanders".

BERNARD SANDERS
UNITED STATES SENATOR

Davies Memorial Library Report



Greetings from the Davies!

Five years ago as stewards of the library, the trustees and I sat down and spoke at length about the direction in which we wanted to see the library go. As an Honor System library, we have great flexibility in shaping things and thinking outside of the box. At the top of our list was turning the Davies into not just a library, but a community center- a place that works for the needs of Waterford. If there is any one characteristic that defined 2015, this was it. 4-H groups, church groups, political organizers, book clubs and private citizens all used the space as a place to meet. Many of the programs that were held here were at the suggestion of our patrons. Several were presented by community members themselves. Events included everything from Waterford School students sharing their fundraising project for clean water in Sudan; Janet Steinert's talk on her adventures hiking the entire Long Trail; to the Vermont Institute of Natural Science bringing in owls, snakes and hawks and more. There is nothing better than a well-attended event to remind -or allow new people to discover- what a gem we really have in our little library!

While the Honor System brings us great flexibility, having to think outside of the box can also pose some challenges. 2015's biggest challenge was figuring out how to make automation work for the Davies. No other library in the state is open with unstaffed hours which means that in a sense, we are inventing the wheel when it comes to our own automation. 2016 marks the beginning of the process. The majority of changes will take place on the library's end of things- all books and DVDs will be barcoded and scanned into the system allowing for better tracking and management of the collection. As patrons you will still check items out with pen and paper and our trusty wooden box. It turns out we will have the best of both worlds, after all! Stay tuned for more information as we get going, and as we work out the kinks and tweak things for our unique situation, your feedback is appreciated more than ever!

Finally, and most importantly, a huge thank you goes out to the many, many community members that make the Davies what it is. Thank you to the growing list of Friends of the Library who continue to work behind the scenes to supply us with great snacks, manual labor and moral support. Thank you to the Coburn family for their continued support of the library and for the huge collection of DVDs that will be added throughout the year. Thank you to Beth and Dave Kanell for their guidance and networking and for graciously donating hundreds of books to make this fall's book sale one of the most prosperous yet. And a special thank you to Brian and Leslie Mulcahy for their tireless support in hosting the Après Foliage Fest year after year.

We're looking forward to a great 2016!

Jen D'Agostino

Library Director

802.748.4609 or davieslibraryvt@gmail.com

Daviesmemoriallibrary.org

| | Jan - Dec 15 |
|---------------------------------------|---------------------|
| Ordinary Income/Expense | |
| Income | |
| Direct Public Support | |
| Donations from Businesses | 280.70 |
| Donations from Individuals | 6,779.62 |
| Total Direct Public Support | 7,060.32 |
| Fundraising Events | |
| Book Sales/Bake Sales | 1,387.71 |
| Foliage Fest | 15,381.52 |
| Touch A Truck | 386.00 |
| Total Fundraising Events | 17,155.23 |
| Indirect Public Support | |
| Grants/Scholarships | 350.00 |
| Town Appropriation | 12,000.00 |
| Total Indirect Public Support | 12,350.00 |
| Investments | |
| Interest Income | 20.96 |
| Total Investments | 20.96 |
| Other Types of Income | |
| Miscellaneous Revenue | 2.00 |
| Refund | 56.89 |
| Total Other Types of Income | 58.89 |
| Program Income | |
| Adopt an Author | 433.40 |
| Total Program Income | 433.40 |
| Total Income | 37,078.80 |
| Expense | |
| Facilities and Equipment | |
| Equip Repairs and Maintenance | 159.99 |
| Improvements | 59.77 |
| Landscape/ Decorating | 107.92 |
| Maintenance & Cleaning | 448.97 |
| Total Facilities and Equipment | 776.65 |
| Fundraising Expenses | |
| Advertising/Promo | 742.49 |
| Entertainment | 100.00 |
| Postage - Fundraising | 201.90 |
| Printing - Fundraising | 500.78 |
| Prizes, Awards, Gifts | 3,453.28 |
| Supplies - Fundraising | 195.45 |
| Fundraising Expenses - Other | 40.00 |
| Total Fundraising Expenses | 5,233.90 |
| Operations | |
| Office/Cleaning Supplies | 478.83 |
| Postage, Mailing Service | 2.59 |

| | Jan - Dec 15 |
|--------------------------------------|---------------------|
| Telephone, Telecommunications | 820.39 |
| Total Operations | 1,301.81 |
| Other Types of Expenses | |
| Other Costs | 177.51 |
| Total Other Types of Expenses | 177.51 |
| Program Expenses | |
| Books - Adult Collection | 1,995.08 |
| Books - Childrens Collection | 271.88 |
| Dues and Fees | 99.00 |
| Inter Library Loan - postage | 156.26 |
| Payroll -Librarian | 12,809.01 |
| Refreshments - Programs | 94.37 |
| Speaker Fees | 275.00 |
| Subscriptions | 627.71 |
| Summer Reading Program | 185.42 |
| Total Program Expenses | 16,513.73 |
| Travel and Meetings | |
| Conference, Convention, Meeting | 25.00 |
| Total Travel and Meetings | 25.00 |
| Total Expense | 24,028.60 |
| Net Ordinary Income | 13,050.20 |
| Net Income | 13,050.20 |

* Audited as of 10/31/15

Davies Memorial Library Proposed 2016 Budget

Ordinary Income/Expense

Income

| | |
|---------------------------------|-----------------|
| Donations- Adopt an Author | \$900 |
| Donations- General | \$1000 |
| Après Foliage Fest | \$9000 |
| Book Sales | \$1000 |
| Grants | \$300 |
| Town of Waterford Appropriation | <u>\$12,000</u> |
| Total Income | \$24,200 |

Expenses

| | |
|------------------------------|-----------------|
| Books | \$2645 |
| Subscriptions | \$300 |
| One Click Digital Annual Fee | \$375 |
| Improvements/ Equipment | \$600 |
| Fundraising Expenses | \$4000 |
| Cleaning | \$480 |
| Professional Development | \$200 |
| Payroll | \$12,000 |
| Supplies | \$700 |
| Postage | \$500 |
| Program Expenses | \$250 |
| Summer Reading Program | \$400 |
| Phone/ Internet | \$850 |
| Bookkeeping | <u>\$900</u> |
| Total Expenses | \$24,200 |

| TOWN OF WATERFORD - DELINQUENT TAXES AS OF DECEMBER 31, 2015 | | | | |
|--|---------------------|-------------------|-----------------------|---------------------|
| NAME | 2014 | 2015 | | |
| AYERS, SALLY | | X | | |
| BARNES, DWAYNE & PERKINS | X | | | |
| BERGERON, TRAV./ STEADY/PAT. | | X | | |
| DUCLOS, AARON | | X | | |
| DWYER, ANDY | | X | | |
| FISLER, ROSE & WILLIAM | | X | | |
| HOLLOWAY, JOHN | | X | | |
| HUDSON, ERIC P#269 | | X | | |
| HUDSON, ERIC P#903 | | X | | |
| JOHNSON, PETER & LAURIE A. | | X | | |
| KELLEY, REG & MONA | | X | | |
| KRISTOFF, BARBARA M. | | X | | |
| LOEHR, BRETT L. | | X | | |
| LUCIER, ALFRED - P. - 355-1 | | X | | |
| PARKER AVE. REAL ESTATE | X | X | | |
| PAYEUR, J. & C. - P.#507 | X | X | | |
| PAYEUR, J. & C.- P.#835 | X | X | | |
| PETERSON, MELODY- P.#919 | | X | | |
| PETERSON, MELODY- P.#921 | | X | | |
| PHIPPS, STEPHEN & LISA | | X | | |
| POWERS, RICK | X | X | | |
| PRUE, DONNA | | X | | |
| RYAN, THOMAS | | X | | |
| SHERMAN, DANIEL & JESSICA | | X | | |
| VAN HOY, BRIAN J. & SARAH L. | | X | | |
| WARK, GLENN & KIM | | X | | |
| WHITE MTN TRUST | X | X | | |
| WHITING, JULIA P#025 | | X | | |
| WHITING, JULIA & ALVIN P#972 | | X | | |
| | | | | |
| TOTALS | | | | |
| | | | | |
| | | | | |
| Delinquent Tax Statement | | | | |
| | BALANCE DUE | Abatements | Collected | Balance Due |
| | 1/1/2015 | | by 12/31/15 | 12/31/2015 |
| Collected/ Outstanding | | | | |
| 2013 | \$ 4,135.24 | | \$ (4,135.24) | \$ - |
| 2014 | \$28,727.26 | \$ - | \$ (17,307.10) | \$11,420.16 |
| 2015* | \$ 76,983.18 | \$ - | \$ (36,879.88) | \$ 40,103.30 |
| TOTALS | \$109,845.68 | | \$ (58,322.22) | \$ 51,523.46 |
| | | | | |
| * = Balance Due 10/16/15 | | | | |



Residential Recycling in the NEK

Newspapers, Magazines & Office Paper (Junk Mail): Can be mixed together – Includes catalogs, telephone books, glossy inserts and paperback books, as well as colored paper, white paper, wrapping paper and junk mail. Any color or type of paper can be in this category **except** brown Kraft bags and boxboard.

Corrugated Cardboard & Brown Kraft Bags & Boxboard: No wax-coated cardboard, egg cartons, cardboard soiled with food waste or Styrofoam. Remove excess tape. Staples are okay. Please no strings, handles, or bags with plastic layers.

Tin Cans: Labels are okay. Flattening not required. Separate from aluminum cans (A magnet will stick to tin but not aluminum.)

Aluminum Cans, Foil and Food Trays: Labels okay. Flattening not required, rinse clean. Snack bags and candy wrappers are not aluminum foil.

Glass (All colors): Clear, green, blue and amber bottles and jars. Dishes, windows, mirrors, ceramics, Pyrex and drinking glasses are acceptable. Rinse clean. **NO** lids, metal, crystal or wood. **NO** light bulbs.

#1 through #4 Plastics: Look for the recycling number stamped on the bottom of the container. Includes all labeled rigid plastic containers and lids. Labels are okay, please crush larger containers. Tubs and automotive product containers are acceptable as long as they are completely drained of fluid. Rinse all containers please! No vinyl siding, Styrofoam, syringes or medical devices please – call for proper disposal options.

Plastic Bags: Any plastic bag that is labeled #2 or #4, or has been identified as such. Call for current list of acceptable bags.

Scrap Metal – Free: Tires - Fees apply.

Special Wastes: Oil, oil filters, automotive batteries, rechargeable batteries, aerosol cans, agricultural bale wrap, hard and soft covered books, printer cartridges, lead fishing sinkers, propane tanks, cellular phones, electronics (TV's & computers) (fees apply to electronics), and fluorescent bulbs are all collected year round in Lyndonville.

Clothing and Textiles: - Drop and Swaps are held in the spring and fall in Derby and Lyndonville.

Household Hazardous Waste – BY APPOINTMENT ONLY in Lyndonville, Mon-Fri, June-Sept. Call for details.

Waterford is NOT a drop off place for electronics (computers, monitors, TVs', printers, computer peripherals). For a list of free drop off locations visit www.vtcycles.org or call 1-855-6CYCLE

Swap Shop: In Lyndonville – Pick-up or drop-off any small clean household item in good condition.

Lyndonville walk-in is open to residents of all NEKWMD towns
Wednesday, 8 A.M.- 4 P.M. & Saturday, 8 A.M. – 3 P.M.
(802) 626-3532 or (800)734-4602





Green Up Report 2015

Thank you to all those who volunteered for Green Up Day. We had a terrific turnout of volunteers this year! Over 70 volunteers helped to clean up our Waterford roadsides. We collected over 150 bags of trash along with tires, and other miscellaneous finds. Special thanks to the fire department for opening up the station early Saturday morning.

Many Waterford residents also volunteer as road tenders taking the time to keep a particular roadside clean throughout the year. If you are interested in becoming a road tender, contact Carol and Clarence Priest at 748-8870.

Green Up 2016 is scheduled for Saturday May 7th from 8:00 am to 11:30 am at the Waterford Fire station. Clean-up is followed by a barbeque at the fire station. For specific questions contact 748-4034.

Hope to see you next year!

Howard and Laura Remick, Green Up Chairs

Auditor's Report

We, the undersigned auditors of the Town of Waterford, have audited the accounts of the Town Treasurer and other officers of the Town of Waterford for the year ending December 31, 2015. We have audited the accounts for the Town of Waterford School District for the year beginning July 1, 2014 and ending June 30, 2015. To the best of our knowledge, we find them correct as listed.

The auditors meet every 2nd Tuesday of the month at the Town office to examine the books.

Sandy Lyon Dorothy Borsodi Mary Jo Lote





2015 Dog License Account

345 Licenses

The term “dog” refers to both dogs and wolf-hybrids.

All dogs must be licensed on or before April 1st by the Town Clerk. After April 1st, fees are raised by 50 %. If a new dog is licensed after October 1st, the price is half the regular fee. All dogs must be licensed when they reach 6 months old. Current rabies certificates are required before licensing can occur. A certificate of spaying or neutering is needed in order to license at the reduced rate available for spayed or neutered animals.

Dogs may be licensed by mail as long as the required proof is furnished. The fees for licensing dogs are as follows: Spayed or neutered dogs are \$9.00, and all others are licensed for \$13.00. If a dog is licensed after the April 1st deadline, the fees increase to \$11.00 for spayed or neutered, \$17.00 for all other dogs, plus an additional \$50.00 penalty which increases every two weeks. Someone will be available at Town Meeting to issue licenses.

It is your legal responsibility to see that your dog is licensed. We appreciate the fact that most of our citizens do this willingly and within the desired time limit. Licensing is a way of making sure all dogs have their rabies shot and helps to insure the safety of all. (Complete animal control ordinance is available at the Town Clerk’s office.)

A rabies clinic will be held at the Fire Station on Saturday March 19, 2016 from 1:30 P.M.- 3:30 P.M. Rabies: \$12 & Distemper: \$15

Abbey, Abby, Abigail Rose (Abbi), Addy, Akita, Angel Angus, Annie, Apollo, Aquilita, Athena, Autum Daise, Ava, Avery, Bailee, Bailey, Bandi, Bandit, Barney, Bauer, Beauty, Bella, Benni, Benson, Bentley, Beretta, Betsy, Big Papi, Biscuit, Blue, Bo, Bode, Bogie, Brady Brie, Brutus, Buddy, Buster, Cagney, Cali, Cammie, Cannon, Cedar, Charlie, Chloe, Chubbs, Cinnamon, CJ, Clove, Clyde, Cobe, Coco, Cookie, Copper, Cosmo, Coyote, Cricket, Crickett, Cypher, Daisey, Daisy, Decatur, Delilah, Deuce, Diesel, Dinah, Dogwood, Dolly, Domino, Duchess, Dude, Dudley, Duke, Dusty, Dutchess, Ebony, Emma, Fenway, Fergi, Finnigan, Flash, Frannie, Gabby, General Lee, Gilley, Gilligan, Ginger, Gizmo, Gracie, Grizzley, Guera, Hank, Happy, Harley, Hobbes, Honey, Humphrey, Hunter, Ingi, Isabella, Isabelle, Ivy, Izabel, Jack, Jacob, Jager, Jake, Jasmine, Jasper, Jelly Bean, Jesse, Jett, Joey, Josephine, Juneau, Kanga, Kate, Keah, Keda, Khloe, Kira, Kirbie, Kloie, Kobe, Koda, Kodiak, Kovu, Lady, Laila, Leah, Leo, Lexi, Lexi Sweet Pea, Lexie, Libby, Lilly, Lily, Lita, Lizzie, Lola, Louie, Luca, Lucy, Luke, Luna, Lyla, Maddix, Maggie, Maggy, Magnum, Manny, Marley, Matilda, Max, Maximus Kane, Maxine, Mazie, Mia, Midnight, Mike, Mila, Milo, Missy, Misty, Moca, Molly, Molson, Monty, Murphy, Myra, Natasha, Nox, Oakley, Oliver, Onyx, Orla, Otto, Ozzie, Ozzy, Peanut, Pearl, PeeWee, Peggy Sue, Penny, Pete, Pippen, Pocohontos, Princess, Puddinpop, Punk, Queenie, Quimby, Rally, Ranger, Rascal, Reagan, Reba, Remington, Rex, Riker, Riley, Ringo, Rocket, Rocky, Roland, Roma, Roman, Rory, Rosa, Roscoe, Rosey, Rosie, Roxy, Roy, Ruby, Rudy, Rufus, Runaway Jim, Rusty, Sadie, Saffron, Sage, Sam, Samantha, Sammie, Samson, Samsun, Sandy, Sasha, Sassy, Scallywag, Scotch, Scott, Scout, Scrappy, Shortie, Sierra, Sophia Maria, Sophie, Sparky, Squirt, Stella, Sunny, Sybil, Tei, Tess, Tessa, Thor, Thunder, Tiger, Timber, Tink, Toby, Tucker, Tuukka, Tyson, Vada, Vegas, Velvet, Wallace, Wally, Watson, Waylon, William, Winter, Yogi, Zack, Zara, Zepplin, Zeus, Zeva, Ziva, Zoe, Zoey.

Town of Waterford

Winter Operations Plan

1. The winter parking ordinance is in effect from **November 1st to April 30th**. No vehicles are to be parked on town roads during these months. **VEHICLES WILL BE TOWED AT OWNER'S EXPENSE.**
2. Plow routes are set up to open major traffic routes and school bus routes first. The road crew usually starts operations at 3:00 A.M. to have these roads clear by 7:00 A.M. In most cases, there will be no maintenance between 8:00 P.M. and 3:00 A.M. In an emergency, call 748-3111.
3. Each road crew member has a specific route that takes approximately 4 ½ hours to complete. After 16 hrs on the job, they are required to stop operations and take off a minimum of 6 hours.
4. Salt will be applied to paved roads with a minimum amount of sand added as necessary. (Salt is not effective when the road temperature is below 20 degrees). Sand will be applied to gravel roads.
5. Please note: according to 23 VSA 1126, it is **illegal to plow snow from private property on or across public highways.**
6. The road crew makes every effort to avoid mailboxes. However, because of snow conditions or on-coming traffic, the plows occasionally hit them. The town has permitted mailboxes to be located in town right of way. If the mailboxes are damaged as a result of snow or ice clearing operations, the town will not repair or replace them.



2015 Zoning Report

Thirty two permits and eleven Certificates of Compliance were issued in 2015, an increase in permit traffic of twenty eight percent over 2014 and the first year that Certificates of Compliance have been tracked. This year's breakdown:

| | | |
|--|------|------|
| Residential Buildings and Uses: | 2015 | 2014 |
| Single Family Dwelling new construction | 5 | 4 |
| Primitive Camp | 1 | na |
| Single Family Dwelling addition | 8 | 7 |
| Single Family Dwelling accessory structure | 11 | 7 |
| Demolition | 0 | 1 |
| Agricultural Notification | 2 | 1 |
| Certificates of Compliance | 14 | na |
| Buildings and Uses requiring DRB approval: | | |
| Subdivision | 7 | 5 |
| Lots created | 8 | 8 |
| Commercial Building | 0 | 0 |
| Denials issued 2015 | 0 | 0 |

The department generated the following revenues:

| | |
|-------------------------------------|-----------|
| Permits, late fees and related fees | \$2000.00 |
| Applications and appeals to the DRB | \$200.00 |
| Subdivision fees | \$720.00 |
| Total revenues | \$2920.00 |

The increase in permit traffic is due entirely to an increase in residential housing construction, upgrades and accessory buildings. This reflects the bedroom nature of your community and the increasing health of the construction sector of the economy. We have a pending application from Pike Industries which would represent a major capital investment in an existing concern. A large number of the Certificates of Compliance issued in the past year are remedial, issued on projects permitted and completed years ago but never finalized with the last step that a C of C represents, a step the property owner already paid for incidentally, and often requested when a sale or refinance requires one immediately. I ask that if you have received a permit over the last decade and you aren't sure that you received a C of C on your project upon completion, please give me a call and we'll get the paperwork in order.

Respectfully, Chris Brimmer, Administrative Officer

Waterford Planning Commission Report 2015

I'll begin by thanking my board members for their countless hours of work performed on behalf of the town in the past year. Planning and Zoning are difficult tasks, and without the kind of dedication we have in Waterford, it would all fall apart.

Most of our time over the past 12 months has been devoted to updating the town plan. The town plan is the basis for almost everything else that the Planning Commission does, and by law needs to be updated every 5 years. A proper town plan is essential and gives us direction when considering changes in our Zoning Bylaw and Subdivision Regulations. The Plan addresses things like land use, economic development, education, transportation, housing and more. Our town plan also needs to conform to current Vermont statutes, environmental laws, and yet remain easy to understand and interpret. In the end, our local Zoning and Subdivision regulations need to reflect the current plan, and they will no doubt each need some revisions.

Presently each section of the new Town Plan has been reviewed and revised, and the changes we intend to recommend will be reviewed one last time and hopefully finalized. We hope to have a recommended Town Plan ready to submit to the Selectmen for adoption in May 2016.

Our secretary, Carol Priest, retired this year after many years and we all thank her for what she has done for Waterford. We also publicly welcome Michelle Collins as our new secretary. She's doing a great job filling a large pair of shoes. Irene Nagle of NVDA and Chris Brimmer, our Waterford Zoning Administrator, both deserve special thanks for their invaluable help this past year.

In closing, I need to say that we've seen more public participation in our meetings recently than I can ever remember seeing in the past. We always encourage the public to get involved, ask questions and be part of the process here in our town, and 2015 was a great year for that!

Respectfully Submitted,

William A. Dimick, Chairman

Waterford Development Review Board Report 2015

The seven member Development Review Board is charged with processing permits for subdivisions, variances, and conditional uses, as well as interpreting applicable zoning regulations.

Regular meetings are scheduled the third Monday of the month at 7:00 P.M. in the Town Clerk's Office. Additional special meetings are scheduled as needed. Meetings are public and everyone is welcome to participate. All public hearings held by the DRB for receiving final plat applications on subdivisions, as well as variance requests and conditional uses, are warned in the Caledonian Record at least fifteen days prior to the public hearing. Permit requirements, including costs, and guidance about the permit process can be obtained from the Town Clerk or the Zoning Administrator. Subdivision permits typically involve two or three meetings as the original sketch plan, preliminary plat, final plat, and site map go through the approval process. Some permits may require extensive notifications, information gathering, legal consultation with the town attorney, and considerable discussion.

DRB meeting agendas and minutes are posted on the website, www.waterfordvt.org. I invite the public to use the website to stay current with events pertaining to the DRB.

In 2015 the DRB approved the following permits:

3 Lot Line Adjustments/Annexations

2 2-Lot Subdivisions

1 4-Lot Subdivision which is being appealed through Environmental Court

No permits were denied.

1 appeal of a Zoning Administrator's decision to issue a building permit was denied.

Andrea Dinneen - Chairman

Lister's Report

We had a busy year with questions on the Tax Map update and the concerns were resolved. There is only one grievance that is outstanding which is Trans-Canada tax appeal. Our report from the state for our CLA is that we are at 102. We are in good shape.

We are looking into getting updated equipment to help us do our job more efficiently, faster and less repetitiveness.

Edwin Allen

Marcia Martel

Howard Remick



| Date | Births | Residence |
|-----------------|---|------------------|
| January 5, 2015 | Aria Marie Thompson Randee Lynn Thompson Robert Stephen Thompson | Waterford, VT |
| July 25, 2015 | Cora June LaPointe Elizabeth Eichler LaPointe Jonathan Michael LaPointe | Waterford, VT |
| August 9, 2015 | Jack Alvin Harvey Chamberlin Annamarie Beth Allard Kyle Richard Chamberlin | Waterford, VT |
| August 19, 2015 | Felicity Jayne Noble Jenelle Marie Noble Justin Clyde Noble | Waterford, VT |

| Date | Civil Marriages Applicants | Residence |
|-------------------|---|--|
| May 30, 2015 | Lynne Purcillo Ronald Fenoff | Waterford, VT Waterford, VT |
| June 27, 2015 | Kimberly Anne Barrett Jeramie Michael McBey | Waterford, VT Waterford, VT |
| July 4, 2015 | Michael John Fessenden Lisa Helen Bijolle | Waterford, VT Waterford, VT |
| July 4, 2015 | Paul Eddie Toney, Jr Heidi Lane Moore | Waterford, VT Waterford, VT |
| July 10, 2015 | Kyle Richard Chamberlin Annamarie Beth Allard | Waterford, VT Waterford, VT |
| August 1, 2015 | Amy Lynne Wajda Gary Reynolds Nelson | Waterford, VT Sheffield, VT |
| August 8, 2015 | Angela Sue Wilson Timothy Gerald Troy | Waterford, VT Bath, NH |
| August 22, 2015 | Slayton William Altenburg Leanne Marie Talotta | Tamaqua, PA Bethlehem, PA |
| August 29, 2015 | Jennie Mae Hayward Fischer Lorin Jonathan Vear | Waterford, VT Waterford, VT |
| September 4, 2015 | Kristen Ann Classen James Daniel Hickey | Waterford, VT Waterford, VT |
| October 24, 2015 | Ana Isabel Silva Richard Emelio Palumbo | East Providence, RI East Providence, RI |

Deaths

| | | |
|-------------------|-------------------------|-------------------|
| January 5, 2015 | Patricia Lillian Willey | West Barnet, VT |
| January 31, 2015 | Robert Farmer | Waterford, VT |
| February 3, 2015 | Anna May Willis | Waterford, VT |
| March 8, 2015 | Linda Lee Cushing | Waterford, VT |
| March 25, 2015 | Herbert Edward Barrett | Waterford, VT |
| April 11, 2015 | Walentyna Kaplan | Waterford, VT |
| April 16, 2015 | Joshua E Michaud | St. Johnsbury, VT |
| April 19, 2015 | Sydna Rogers Eddy | Waterford, VT |
| May 3, 2015 | Rodney Albert Ash | Waterford, VT |
| June 18, 2015 | Gerald Roy Burnham, Jr | Waterford, VT |
| August 8, 2015 | Lois Elizabeth Bennett | Aberdeen, NC |
| August 27, 2015 | Linda Alida Morrison | Waterford, VT |
| October 7, 2015 | Janice Evelyn Currier | Danville, VT |
| October 30, 2015 | Richard G Moss | Waterford, VT |
| November 26, 2015 | Robert Bruce Badurski | Waterford, VT |



Military Memorial Flag donated at request of Herb Barrett at Riverside Cemetery

Waterford Land Transfers 2015

| Grantor | Grantee | Description | Dates |
|--|--|------------------------|----------|
| Donovan, Paul & Arlene | Tarantino-Donovan Revocable Trust | House & 3.90 Acres | 01/06/15 |
| Donovan, Sean & Tanya | Donovan & Menard | House & 1 Acre | 01/13/15 |
| White Mtn, Trust & Powers, Keith | Holloway, John | 2.05 Acres | 01/13/15 |
| Jewitt, John | Morrison Farm, LLC | 18 Acres | 01/15/15 |
| Lott, Barry & Andrea | Dinneen, Andrea | House & 50.36 Acres | 01/16/15 |
| Peterson, Jeffrey P | Peterson, Melody A | House & Acres | 01/25/15 |
| Peterson, Jeffrey P | Peterson, Melody A | House & 1.103 Acres | 01/25/15 |
| Bullock, Frank C | Bullock, Daphne | House & 154 Acres | 02/12/15 |
| Barrows, Prushnok & Blikshavn | Teal, Matthew Living Trust | 136.4 Acres | 02/19/15 |
| Lindsay, Julia & Cruze, Joan | Teal, Matthew Living Trust | 136.4 Acres | 02/19/15 |
| Jacquet, Jeremy & Lynette | Cleaver, Richard & Bonhote-Cleaver, Karen | House & 20 Acres | 02/23/15 |
| Gingue, Paul & Rosemary | Patenaude, Edith Trust | Farm Rd Access | 03/26/15 |
| Patenaude, Edith Trust | Vermont Land Trust | House & 35 Acres | 03/26/15 |
| Martel, Richard & Kathleen | Martel, Richard & Kathleen Family Trust | House & 11.83 Acres | 04/16/15 |
| Guidosh, Michael & Celeste | Guidosh Family Trust | House & 19.70 Acres | 04/23/15 |
| Northeast Home Loan | Northeast Home Loan | House & 1.10 Acres | 04/30/15 |
| Northeast Home Loan | Federal Home Loan Mortgage Corp. | House & 1.10 Acres | 04/30/15 |
| Canning, David D Estate & Wentworth | Wentworth, Ashley L | Home & 51.50 | 05/04/15 |
| Barrett, Mattie & Ronald | Barrett, Andrew & Kandis | 7.27 Acres | 05/07/15 |
| Billig, Kurt & Elke | Billig, Doreen | Right of First Refusal | 05/07/15 |
| Schoppe, Mitya | Knowlton, Adam W | House & 7.54 Acres | 05/11/15 |
| White Mtn, Trust & Powers, Keith | Scoville, Kathryn & Blanchard, Charles III | 2.16 Acres | 05/15/15 |
| Smith, Mark D | Lacclair, Terry & Pittman, Wayne | House & 4.70 Acres | 05/18/15 |
| Canning, David D Estate & Wentworth | Wentworth, Ashley L | Home & 51.50 | 05/21/15 |
| Douse, Tracy | Magee, John & Toni | 2.63 Acres | 06/08/15 |
| Burhans, Rodney Estate & Cray, Cynthia | Gingue, Gerard & Jodi | House & 20.43 Acres | 06/08/15 |
| Burhans, Rodney Estate & Cray, Cynthia | Gingue, Gerard & Jodi | 60 Acres | 06/08/15 |
| Lindsay, Bonnie Bailey | Ayers, Sally C | House & .25 Acre | 06/16/15 |
| Davis, Vivian | Davis, Estan | 45.50 Acres | 06/16/15 |
| Sullivan, Jo Ann | Cady, Tammi & Sullivan, Troy | House & 20 Acres | 06/29/15 |
| Towle, Robert L | Towle, Ricky | House & .75 Acres | 07/06/15 |
| Billig, Doreen J | Holbrook, Linda & Wendell | House & 26 Acres | 07/14/15 |
| Heath, James & Barbara | Bigelow, Nicholas & Lane, Britney | House & 2.87 Acres | 07/30/15 |
| Mathieu, Paulin & Diana | US Bank National Association | House & Acres | 07/30/15 |
| Clarke, Douglas & Linda | Pearson, Jeffrey & Kimberly | House & 9.80 Acres | 08/06/15 |

| | | | |
|--|---|-----------------------------|----------|
| Bakker, Gloria A | Giddings, Clanci & Joseph | House & 3.70 | 08/07/15 |
| Stone, Michael & Audrey | JP Morgan Chase Bank | House & 5 Acres | 08/14/15 |
| Waldron, John Jr | Waldron, Gary, Dawn, Shawn & Lisa | House & Acres | 08/17/15 |
| Curran, Robert J Trust & Bristol, Margaret | Lane, Danny & Brenda | 2.10 Acres | 08/31/15 |
| Belknap, Paul & Bernadine | Belknap, Paul & Bernadine | House & 1 Acre | 09/10/15 |
| Bullock, Clayton & Kevin | Bullock, Clifton & Jane | 6.18 Acres | 09/11/15 |
| Gebbie, John & Denise Family Trust | Lacourse, Dennis & Cathy | 2.05 Acres | 09/14/15 |
| Adams, Richard & Agnes | Classens Crane Service | House & 7.50 Acres | 09/25/15 |
| LaPotin, Perry & Nancy | Goldblatt, Rose Amalia | House & 24.92 Acres | 10/03/15 |
| Dagesse, Raymond & Contreras, Leonarda | Dagesse, Ryamond | House & 5.29 Acres | 10/05/15 |
| Dagesse, Raymond | Silsby-Poulin, Marc | House & 5.29 Acres | 10/05/15 |
| Neil, Andrea | Keach, Michael & Annette | 11.50 Acres | 10/22/15 |
| Daniels, James & Angela | Keach, Michael & Annette | House & Acres | 10/24/15 |
| Bullock, Kevin & Clayton | New England Power Comp. | Farm Buildings & 2.31 Acres | 10/30/15 |
| Lane Construction Corp. | Green Mountain Quarry | 120 Acres | 11/02/15 |
| Clasby, Richard & Mary Jo | O'Neill, Timothy & Mary Jo Clasby | House & 4.50 Acres | 11/02/15 |
| Ash, Matthew, Donahue, Wendy & Cate | Garand, Peter & Lorna | House & 12.40 Acres | 11/06/15 |
| Fisette, Bertram & Frances | Fisette, Ryan & Michael | House & 52.70 Acres | 11/12/15 |
| Darling, Daniel & Chelsea | Darling, Daniel | House & 8 Acres | 11/19/15 |
| Keach, Michael & Annette | Rauschenberg, Sara & Keach, Kimberly | House & Acres | 12/03/15 |
| Bullock, Jaborek, Shover, Davio & Mcelroy | Bullock, Davio, Mcelroy, Jaborek & Shover | House & Acres | 12/03/15 |
| Lowell, Lorena | Hayes, Eva | House & 10.10 Acres | 12/10/15 |
| Murphy Realty Company Inc. | MRC Waterford LLC | 44.62 Acres | 12/17/15 |
| Fortier, Ralph & Lori | Schmais, David & Adrienne | House & 3 Acres | 12/24/15 |

WATERFORD FEES updated 12/31/2015

| | Advertising | Permit | Recording | Mylar | Total |
|--|-------------|------------------|-----------|---------|----------|
| Zoning Permit - Principal Building | | \$100.00 | \$10.00 | | \$110.00 |
| - Addition/ Other | | \$75.00 | \$10.00 | | \$85.00 |
| - Farm buildings | | * | * | | * |
| Late fee for applying after construction | | \$100.00 | | | \$100.00 |
| Development Review Board (DRB) | | | | | |
| Zoning Variance/ Conditional Use | \$30.00 | \$100.00 | \$10.00 | | \$140.00 |
| Subdivision minor | \$30.00 | \$100.00 per lot | \$10.00 | \$15.00 | |
| major | \$30.00 | \$250.00 per lot | \$10.00 | \$15.00 | |
| Lot Line Adj, | \$30.00 | \$100.00 | \$10.00 | \$15.00 | \$155.00 |
| Tax Map copies | | per page | | | \$10.00 |
| Driveway | | | | | \$100.00 |
| Outdoor Festival | | per 100 people | | | \$25.00 |
| Certified Copies (stamp last page) | | per page | | | \$10.00 |
| Land Records | | per page | | | \$1.00 |
| Misc. copies of town records | | per page | | | \$0.05 |
| Under ten copies free | | | | | |
| Misc. copies of personal papers | | per page | | | \$0.25 |
| Under four copies free | | | | | |
| Copies for town employees or volunteers Free | | | | | |
| land records included | | | | | |
| certified copies excluded | | | | | |
| Tax Bills: Free | | | | | |
| Search Records | | Per Hour | | | \$2.00 |
| NSF Fee | | | | | \$25.00 |

* No charge - These are governed by the Department of Agriculture, as set forth in Title 24 VSA
Chapter 117 Section 4413(d).

WARNING

NEK WASTE MANAGEMENT DISTRICT BUDGET VOTE

MARCH 1, 2016

The legal voters of the Northeast Kingdom Waste Management District are hereby notified and warned to vote, by Australian Ballot, at the polling place and between the hours specified by their municipality on Tuesday, March 1, 2016 to act on the following article.

ARTICLE 1: Shall the voters authorize the Northeast Kingdom Waste Management District to appropriate and expend a budget of \$716,673?

| | |
|------------------|---------------------|
| James W. Ashley | Samuel D. Dady Jr |
| Kevin Flanders | James E. McKenna |
| Gene A. Perkins | Peneth W. Johnson |
| John Gye | Pauline Roachner |
| Bon Dmir | Dune Dague |
| Miriam Stands | James M. Batchelder |
| Paul B | David Gunders |
| Bobly | Alfred Daigne |
| William | William D. |
| Don | Elizabeth |
| Donna | |
| Heather Bunt | |
| Hilly Diggins | |
| Tim Keene | |
| Claude S. Phipps | |
| Carolyn A. Wade | |

| BUDGET ITEM | 2015 BUDGET | 2015 ACTUAL as of 12/31/15 | 2016 PROPOSED BUDGET |
|--------------------------------------|---------------------|----------------------------|----------------------|
| ADMINISTRATION EXPENSES | | | |
| Advertising | \$2,000.00 | \$634.18 | \$600.00 |
| Audit – Financial | \$4,500.00 | \$10,700.00 | \$6,500.00 |
| Audit – Waste Haulers | \$6,000.00 | \$2,773.64 | \$6,000.00 |
| Bank Charges | \$0.00 | \$79.98 | \$0.00 |
| Books & Subscriptions | \$100.00 | \$0.00 | \$100.00 |
| Cleaning | \$1,920.00 | \$1,720.00 | \$1,900.00 |
| Copier | \$2,000.00 | \$1,732.09 | \$1,800.00 |
| Deficit- 2014 | \$0.00 | \$16,890.85 | \$0.00 |
| Dues/Permits/Fees/Penalties | \$2,500.00 | \$4,655.16 | \$2,700.00 |
| Heating Fuel | \$1,600.00 | \$1,971.29 | \$2,000.00 |
| Interest Expense | \$0.00 | \$0.00 | \$0.00 |
| Liability & Casualty & Emp. Prac. | \$15,070.00 | \$12,613.00 | \$15,000.00 |
| Planning | \$5,000.00 | \$9,000.00 | \$3,000.00 |
| Legal Fees | \$2,500.00 | \$1,365.80 | \$2,500.00 |
| Postage | \$1,500.00 | \$2,440.13 | \$2,000.00 |
| Office Supplies | \$3,000.00 | \$4,316.42 | \$3,300.00 |
| Telephone - Office | \$3,200.00 | \$3,077.72 | \$3,000.00 |
| Water/Sewer | \$1,400.00 | \$845.63 | \$1,400.00 |
| TOTAL ADMINISTRATION | \$52,290.00 | \$74,815.89 | \$51,800.00 |
| Gross Wages | \$334,800.00 | \$341,385.29 | \$375,856.00 |
| Overtime Wages– Warehouse | \$7,500.00 | \$8,625.86 | \$7,000.00 |
| Fica (Employer Match) | \$21,225.00 | \$21,730.31 | \$23,737.00 |
| Medi (Employer Match) | \$5,000.00 | \$5,082.63 | \$5,552.00 |
| State Unemployment Insurance | \$13,500.00 | \$12,068.13 | \$12,725.00 |
| VMERS (Retirement) | \$17,250.00 | \$17,913.29 | \$19,160.00 |
| Workman's Compensation Insurance | \$25,896.00 | \$19,422.00 | \$32,393.00 |
| Health Insurance | \$63,000.00 | \$59,684.67 | \$0.00 |
| Mileage - Employee | \$6,300.00 | \$6,183.46 | \$6,300.00 |
| Mileage- Supervisor's | \$5,900.00 | \$3,204.22 | \$5,500.00 |
| Personnel Equipment | \$1,200.00 | \$1,595.72 | \$1,300.00 |
| Training | \$1,000.00 | \$1,100.00 | \$1,200.00 |
| Travel | \$200.00 | \$15.18 | \$100.00 |
| TOTAL PERSONNEL | \$502,771.00 | \$498,010.76 | \$490,823.00 |
| BUILDING EXPENSES | | | |
| Improvements | \$1,500.00 | \$774.32 | \$1,000.00 |
| Electricity | \$8,800.00 | \$7,631.08 | \$8,100.00 |
| Maintenance | \$2,000.00 | \$524.80 | \$1,500.00 |
| Misc. Supplies | \$1,000.00 | \$0.00 | \$1,000.00 |
| Trash Removal | \$2,100.00 | \$4,271.44 | \$3,000.00 |
| TOTAL BUILDING | \$15,400.00 | \$13,201.64 | \$14,600.00 |

| BUDGET ITEM | 2015 BUDGET | 2015 ACTUAL as of 12/31/15 | 2016 PROPOSED BUDGET |
|---------------------------------|---------------------|----------------------------|----------------------|
| EQUIPMENT EXPENSES | | | |
| Purchases | \$1,000.00 | \$0.00 | \$500.00 |
| Baler Repairs | \$10,000.00 | \$3,311.97 | \$6,000.00 |
| Baler Supplies | \$9,000.00 | \$5,457.62 | \$6,000.00 |
| Forklift Fuel | \$3,000.00 | \$1,971.41 | \$2,000.00 |
| Forklift Repairs | \$5,000.00 | \$7,564.77 | \$5,000.00 |
| Miscellaneous Equipment Repairs | \$1,000.00 | \$1,225.00 | \$1,000.00 |
| Skidsteer Fuel | \$900.00 | \$908.99 | \$900.00 |
| Skidsteer Repairs | \$1,750.00 | \$285.00 | \$1,750.00 |
| Warehouse Supplies | \$2,000.00 | \$3,643.19 | \$2,500.00 |
| Trucks—Diesel | \$28,000.00 | \$21,431.94 | \$21,000.00 |
| Trucks—Repairs | \$10,000.00 | \$25,298.55 | \$12,000.00 |
| TOTAL EQUIPMENT | \$71,650.00 | \$71,098.44 | \$58,650.00 |
| PROGRAMS EXPENSES | | | |
| Advertising | \$4,500.00 | \$1,613.13 | \$2,500.00 |
| Permits & Fees | \$400.00 | \$339.23 | \$400.00 |
| Composting | \$13,000.00 | \$14,493.49 | \$15,000.00 |
| Composter/Bin | \$11,000.00 | \$4,705.00 | \$7,000.00 |
| Dues & Subscription | \$0.00 | \$0.00 | \$0.00 |
| Education Outreach | \$20,087.00 | \$10,454.15 | \$14,000.00 |
| Electronics Recycling | \$0.00 | \$0.00 | \$0.00 |
| Hazmat Disposal | \$25,000.00 | \$41,638.25 | \$32,000.00 |
| Hazmat Supplies | \$6,000.00 | \$3,123.41 | \$3,000.00 |
| Sale of Recyclables-Processing | \$0.00 | \$20,379.21 | \$17,000.00 |
| Special Collections | \$500.00 | \$0.00 | \$300.00 |
| Supplies | \$0.00 | \$869.37 | \$600.00 |
| Tire Disposal | \$9,000.00 | \$8,196.95 | \$9,000.00 |
| TOTAL PROGRAMS | \$89,487.00 | \$105,812.19 | \$100,800.00 |
| SUB-TOTAL | \$731,598.00 | \$762,938.92 | \$716,673.00 |
| DEBT REDUCTION PAYMENTS | | | |
| Interest | | | |
| Principal | | | |
| TOTAL DEBT REDUCTION | | | |
| CAPITAL FUND | | | |
| Capital Improvement Fund | \$12,000.00 | \$2,000.00 | \$0.00 |
| TOTAL CAPITAL FUND | \$12,000.00 | \$2,000.00 | \$0.00 |
| TOTAL NEK EXPENSES | \$743,598.00 | \$764,938.92 | \$716,673.00 |
| Grants—St of VT | \$61,250.00 | \$111,791.75 | \$59,000.00 |
| Hauling—Recycling Pick-ups | \$1,800.00 | \$1,449.00 | \$1,500.00 |
| Hazardous Waste (CEG Fees) | \$5,000.00 | \$8,402.57 | \$1,000.00 |
| Interest Income | \$0.00 | \$17.49 | \$50.00 |
| Miscellaneous Income | \$0.00 | \$1,997.82 | \$500.00 |
| Program Sales—Composter/Bins | \$1,000.00 | \$2,136.00 | \$1,000.00 |
| Programs- Oil Filter Program | \$500.00 | \$150.00 | \$150.00 |
| Sale of Recyclables | \$174,895.00 | \$151,414.56 | \$157,000.00 |
| Compost Income | \$1,000.00 | \$1,005.00 | \$1,000.00 |
| Electronics Income | \$8,000.00 | \$16,136.25 | \$10,473.00 |
| Scrap Metal Income | \$18,000.00 | \$6,875.80 | \$9,000.00 |
| Battery Income | \$3,000.00 | \$2,922.58 | \$4,000.00 |
| Tire Income | \$9,000.00 | \$12,325.25 | \$12,000.00 |
| Surcharge—Waste Haulers | \$460,153.00 | \$450,701.20 | \$460,000.00 |
| TOTAL NEK REVENUES | \$743,598.00 | \$767,325.27 | \$716,673.00 |

Executive Committee Report

The NEKWMD finished 2015 with 44 of 49 towns reporting increased recycling volumes. Recycling markets were steady to declining through the end of the year. Unfortunately, the steep drop in global oil prices drove the cost of many commodities, including recyclables, down in 2015. In spite of the poor recycling markets the District ended 2015 with a surplus of \$2,386. While we exceeded budgeted expenses by 2.87% (\$21,340.92) revenues were 3.19% (\$23,727.27) above 2015 projections.

There were no additions or subtractions to the District in 2015. We continue to serve the largest geographical area and largest number of towns (49) in the State. Our population served is 3rd in the state behind only Chittenden Solid Waste District and the Central Vermont Solid Waste Management District.

The Vermont Agency of Natural Resources approved our new Solid Waste Implementation Plan in November of 2015. This plan along with Vermont's Universal Recycling Law (Act 148) will guide our efforts over the course of the next several years. The NEKWMD assisted 14 towns in implementing unit-based pricing, held two hauler meetings, and served on a state-wide committee relating to the Universal Recycling Law in 2015. 2016 will see more of the same in helping our member communities comply with Vermont's Universal Recycling Law.

The NEKWMD is entering 2016 with a proposed budget of \$716,673 - a decrease of 3.6%. The surcharge rate of \$23.25 will remain unchanged for 2016. Our surcharge on trash remains just below the State average of \$24.04.

The NEKWMD was staffed by ten full-time and three part-time employees in 2015. Each of the member Towns is entitled to representation by at least one Supervisor. The Board of Supervisors is the principal authority over the NEKWMD and the primary means of contact with the member towns. The Board of Supervisors meets monthly with the District's Executive Director to set the direction of NEKWMD policy. The member Towns are also represented through their ability to vote on the NEKWMD budget at their Town Meeting in March.

Since the surcharge on trash is based on the amount of waste produced, members have a clear opportunity to control their waste management costs. Costs can decrease as waste generation rates decrease and recycling rates increase.

We would like to express our appreciation to our able staff for their continuing commitment to our mission. The 50,000 residents of 49 Towns throughout the Northeast Kingdom can be assured that the NEKWMD will continue to address their waste management concerns in a timely and environmentally sound fashion.

NEKWMD Executive Committee

Report of Waterford School District



July 1, 2014 – June 30, 2015

**WARNING
ANNUAL SCHOOL DISTRICT MEETING
TOWN OF WATERFORD SCHOOL DISTRICT**

The legal voters of the Waterford Town School District are hereby notified and warned to meet at the Waterford School Gymnasium in the Town of Waterford, Vermont on Tuesday, March 1, 2016, at 11:00 a.m. to act on the following articles:

- Article 1:** To elect a moderator for the ensuing year.
- Article 2:** To elect a school director for a term of three (3) years.
- Article 3:** To elect a school director for a term of two (2) years.
- Article 4:** To elect a school director for the remainder of a three (3) year term to expire March 2017 .
- Article 5:** Shall the Town School District vote to accept the Town School District Report for 2015?
- Article 6:** Shall the voters of the Town of Waterford School District authorize the Board of School Directors to place all unencumbered funds from the Fiscal Year 2016 budget into the Reserve Fund for the purpose of unanticipated education costs, capital improvements to the property and facilities, and equipment and technology, under the control and direction of the Board of School Directors of the Waterford School District?
- Article 7:** To transact any other business proper and necessary that may come before said meeting.

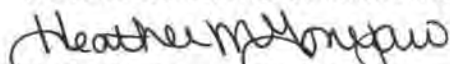
Also: The legal voters of the Waterford Town School District are hereby notified and warned to meet at the Waterford Elementary School in the Town of Waterford, Vermont on Tuesday, March 1, 2016, between the hours of seven (7:00) o'clock in the forenoon (A.M.) at which time the polls will open, and seven (7:00) o'clock in the afternoon (P.M.) at which time the polls will close, to vote by printed ballot upon the following article of business:

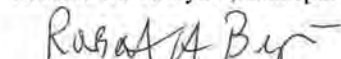
- Article 8:** Shall the voters of the Waterford Town School District approve the school board to expend \$4,075,271, which is the amount the school board has determined to be necessary for the ensuing fiscal year? It is estimated that this proposed budget, if approved, will result in education spending of \$15,093 per equalized pupil. This projected spending per equalized pupil is .6% higher than spending for the current year.

The legal voters of the Waterford Town School District are further warned and notified that the voter's qualifications, registration and absentee voting relative to said meeting shall be as provided in Chapters 43, 51, and 55 of Title 17, Vermont Statutes Annotated.


Adopted and approved at a meeting of the Board of School Directors of the Waterford Town School District held January 21, 2016.

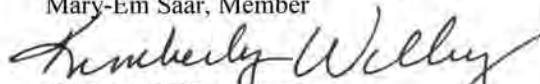
WATERFORD SCHOOL DIRECTORS:


Heather M. Gonyaw, Chairperson


Robert Begin, Vice-Chair


Debra Benoit, Member

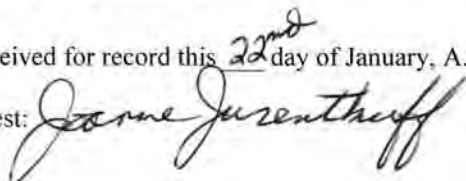

Mary-Em Saar, Member


Kimberly Willey, Member

Received for record this 22nd day of January, A.D., 2016

by Joanne T. Jurentkuff, Town Clerk

Attest:



Waterford School District
Annual School Meeting Synopsis
March 3, 2015

Article 1: Maurice Chaloux was elected Moderator for the ensuing year.

Article 2: Heather Gonyaw was elected School Director for a term of three years.

Article 3: MaryEm was elected School Director for a term of two years.

Article 4: The Annual School District Report was accepted.

Article 5: The School Directors were authorized to place all unencumbered funds from the FY15 budget into the Reserve Fund for the purpose of unanticipated secondary tuition costs, capital improvements and equipment & technology.

Article 6: Rob Begin presented the school report as a power point presentation. He introduced the new principal. Jenelle Noble was recognized as teacher of the year in the ECSU. Brian Rayburn reported on the ECSU. Meeting adjourned at 12:00 p.m.

Article 7: \$4,224,553 was appropriated for the support of the school. The results of the Australian Ballot vote is as follows: Yes: 85 No: 35 Blank Vote: 1. Total votes: 121 Total number of registered voters: 912

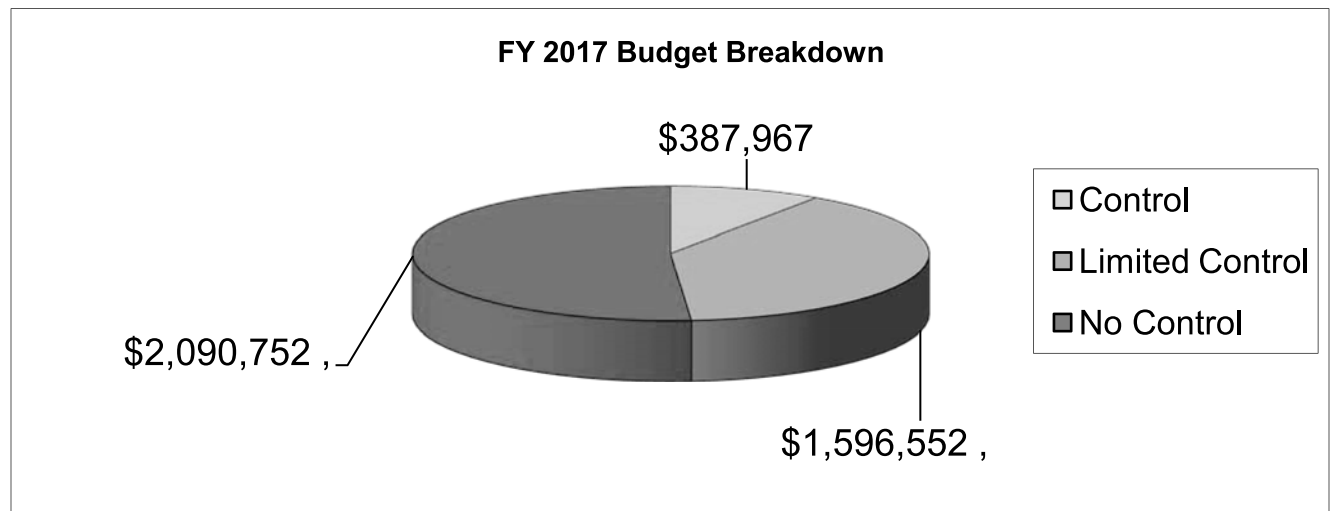


Waterford School Board Report

The Waterford School Board of Directors began the process of developing the budget for FY 2017 in October. Over several months numerous iterations of a draft budget were reviewed until a final proposed budget was approved in mid-January. The proposed FY 2017 budget of \$4,075,271 represents a decrease of 3.53% below the current budget (FY 2016) of \$4,224,553.

As explained in previous reports, the school budget can be broken down by three types of expenses:

1. Expenses **fully controlled** by the board. These expenses include items such as books and supplies, transportation, the lunch program, and operation and maintenance of the facility. These types of expenses account for **9.5%** of the proposed budget.
2. Expenses **partially controlled** by the board. These expenses include items such as utilities (the board can choose to set the thermostat lower, but we don't set the price of oil), and salaries and benefits (the board participates in the negotiation process, but if we want to retain highly qualified teachers, we must pay a competitive salary). These types of expenses account for **39.2%** of the proposed budget.
3. Expenses over which the board has **no control** include special education costs, secondary tuition, and state regulations related to education finance. These types of expenses account for **51.3%** of the proposed budget.



This year due to the proposed budget you will notice several noteworthy items.

- The Act 68 per pupil cost decreased from 15,166 in FY '16 to 15,093 for FY '17.
- The Residential tax rate decreased from 1.63 in FY '16 to 1.49 for FY '17.

The 2015 – 2016 school year began with the hiring of a new Superintendent, Michael Clark. Mr. Clark brought with him a passion for creating a strong community culture that includes both student and faculty leadership. Additionally, he brought with him knowledge and experience in creating personalized learning opportunities for students through digital learning.

On the administrative front, Kelley Brooks is in her second year as Principal of Waterford School. Mrs. Brooks continues to foster a positive and supportive environment for students, staff, and parents. Over the past year she has focused on building community involvement within the school by encouraging attendance at school activities and inviting volunteers into the school.

Thank you to the many volunteers, teachers, support staff, and administrators who support our school by providing quality education for our students. We continue to be grateful to the Waterford taxpayers who support the education provided at Waterford School.



Heather M. Gonyaw
Waterford School Board Chairperson

2016 Superintendent's Report Michael J. Clark

I'm pleased to have joined the Essex-Caledonia Supervisory Union in July of 2015 and it is an honor to report on the progress of the Supervisory Union over the past year. I would like to begin my report by thanking the thirty Board of Education members across the supervisory union. The time and dedication each Board Member makes to the towns he/she serves is honorable and worthy of respect. Thank you for your service to our towns.

Our Focus

This year is a transition year for ECSU and the schools. We have worked to identify and document the values and beliefs each of our schools and communities have for teaching and learning. Throughout the rest of the year we will use this information to create a shared mission and vision that prepares students for their future in our fast changing world. In addition we have focused on:

1. Creating a positive school climate;
2. Transitioning teaching and learning strategies to meet the Common Core State Standards;
3. Refining the delivery of instruction of our mathematics program;
4. Individualizing curriculum to meet the needs of students;
5. Exploring changes in governance to meet the requirements of ACT 46.

I would like to thank the teachers and the support staff for the work they do. Their efforts bring us closer each day to achieving these goals.

ECSU-Wide Initiatives

During the 2015 legislative session law makers passed ACT 46, a law which had the goal of ensuring high quality, equitable education to all of Vermont's children at a reduced rate to tax payers. The law attempts to achieve this goal by requiring school districts to look at their governance structures to determine if there are efficiencies within their systems which could be realized. ACT 46 describes "preferred structures" for supervisory unions to try to achieve. The law also provided incentives for supervisory districts which could achieve a preferred structure and be operational by July 1, 2019. The incentives included 4 years of tax reductions of 8,6,4, and 2 cents. All of the ECSU school districts looked seriously at the law and have taken steps to meet the requirements of ACT 46.

Our school boards which operate pK-8 schools have joined the NEK pK-8 Exploratory Committee to investigate how merging the **governance structure** of 6 to 12 school districts, represented by 2 to 3 supervisory unions into 1 supervisory district will affect the quality and efficiency of the education all students receive. The assumptions going into the study were **all of the individual schools** in the new supervisory district would **stay open** and all students in grades 9-12 would **maintain high school choice** as they have it now.

The school boards in our supervisory union who provide school choice for students in grades pK-12 have also joined an Exploratory Committee. The NEK Choice exploratory committee will investigate how merging the **governance structure** of all of the school districts in the North East Kingdom who currently offer choice to each student in grades pK-12, into 1 supervisory district will affect the quality and efficiency of the education students receive. The assumptions going into this study was all students in grades pK-12 would **maintain school choice** as they have it now. Both of these committees will report their findings later this spring.

To ensure ECSU provides a high quality and equitable educational experience for all students, we applied to and were named one of 16 supervisory unions to shape the course of the Vermont Education Quality Review process by piloting the Integrated Field Review. The educators and students within our supervisory union will contribute to drafting the protocols and procedures that will define Vermont's commitment to educational equity and quality for years to come. This Education Quality Review system is designed to meet state and federal accountability requirements, as well as provide state and local education officials with critical information about

school performance and equity. Our goal participating in this review process is to work towards high quality education with increased equity across our supervisory union.

Last year ECSU implemented Great Mind's, Eureka, math program and this year we are working to refine our delivery of instruction using this program. We have partnered directly with Great Minds and Lyndon State College to provide training to all of the ESCU teachers who use the program as well as any teacher in the NEK in the "Preparation and Customization of Eureka Math Lessons". We believe this work will better prepare our students to demonstrate their proficiency in mathematics.

This will be the second year our students demonstrate proficiency in mathematics and literacy using the Smarter Balanced Assessment Consortium (SBAC) assessment tool which is associated with the transition to the Common Core State Standards. This assessment is web-based and requires a level of technical sophistication that we have been teaching for the past three years. We are still building our capacity with this assessment and know that we will have more work to do in the years to come. Vermont Students will continue to take the Science New England Common Assessment Program test for two more years.

A Look Ahead

This year will be a pivotal year for education, governance and finance. The legislature has made it clear, we need to look at larger governance structures in Vermont if we are to sustain the quality and equity of the education we provide our students. We will continue to navigate ACT 46 to provide the best opportunities available to our students. I encourage residents to stay informed and communicate to your representatives and senators your values and beliefs as they relate to education. I am happy to work with community members and can provide more information as well as answer questions if you would like to contact me.

It is a privilege and honor to serve you and the communities of the Essex-Caledonia Supervisory Union. Please stop by our office in Concord or contact us by phone if you have any questions.

Thank you for all you do to support our students,

Michael J. Clark
Essex-Caledonia Supervisory Union
Superintendent of Schools

Town of Waterford
Principal's Report 2015-2016

The dedication of Waterford staff, students, students' families and community members continues to amaze me every day. I am so lucky to work with such an amazing group of educators that strive each day to provide the best education and experiences for our students.

We started the summer vacation off by having Tracy Johnk (third grade teacher), Jennifer Wood (middle school math teacher) and I attend the BEST conference with other administrators and teachers from the Essex Caledonia Supervisory Union. The Best Conference is a conference that focuses on resources for academic and emotional support for students and climate in schools. The outcome of the conference was for the supervisory union to focus on school climate and culture this year, which we have done by undertaking different positive classroom and community projects.

With our focus this year being on improving school climate and culture, the school has had numerous school sponsored events. On Grandparents Day we had over 120 grandparents come to our school to eat breakfast with their grandchildren. It was hard to find a parking spot in the parking lot or on the road! Trunk or Treat also grew in participation and we enjoyed a BBQ before the event. The Waterford Fire Department again provided traffic control and safety for our children in the parking lot and on the playground.

The Waterford Parents Club (formally the Waterford School Association) sponsored Wild Life Encounters and our students in preK through grade 8 enjoyed seeing and touching a variety of animals that included a wallaby and a snake. Students have enjoyed field trips to the Fairbanks Museum throughout the year in grades Kindergarten through grade 8. We continue to have monthly activities that involve students and their families and we always welcome community members' to attend. All activities can be found on our website at www.ecsuvt.org.

There have been some improvements at the school. The first big project done this summer was the paving of the parking lot. The parking lot now has more parking spots and the bottom of the driveway was fixed with a new culvert. Thank you to the Town of Waterford's road crew for the excellent work. Thank you to Grime Nursery for the landscaping job from the sign board all the way to the front of the building. There were other improvements to the building that have made a difference for staff, families and community members that use the building.

The middle school students have been working hard on their new personalized learning plans. As part of a new law, each student is required to have a personalized learning plan that involves a career assessment, goals for their future, and artifacts of what they have worked on in grades 6-8. Each student in grades 6-8 has created their own web page that has all of their information for each year. This is a project that they can continue to add to well into high school.

This year we have implemented an afterschool program from 2:45pm-4:30pm, Monday through Thursday during the school year. The program currently serves students in grades kindergarten through grade 6 but is open to grades 7 and 8 as well.

I invite you to visit the school for our activities or to volunteer. If you would like to come and join our wonderful Waterford School family, please feel free to call me at school at 748-9393 or you can email me at kbrooks@ecsuvt.org if you have any questions or concerns.

Sincerely,

Kelley Brooks

Principal



Last spring, the Waterford Roots & Shoots Program celebrated its fifth year of creating meaningful, service- learning projects which make positive change happen for people, animals and the environment. Roots & Shoots is the global youth organization of the Jane Goodall Institute.

Our Water Awareness campaign involved our Roots & Shoots Group and all of the middle school students and staff at Waterford School. The idea originated in humanities class when students read “A Long Walk to Water” by Linda Sue Parks. We decided to partner with Water for South Sudan and join the Iron Giraffe Challenge. The Iron Giraffe Challenge invites schools to raise money to purchase a well drilling rig for communities in South Sudan.

Our 6th grade students prepared and presented an assembly for the whole school about water shortage issues in Africa. As a way to have students experience what African children face daily, the presenters had students attempt to carry a 5 gallon bucket full of water across the gym in a relay race. The 6th graders did their presentation again at the local library and at a spaghetti dinner fundraiser which was planned by 7th grade class. 7th graders were involved in every aspect of preparing a dinner that served over 60 people. The 6th graders challenged the 5th grade with a Chore Pledge Drive to work and donate the money to the fund. The 8th graders did a PSA for our local TV station. Another group of middle school students had a table at Youth Town Meeting to explain the project. Our students raised awareness in our community about these issues and collected over \$1600 for Water for South Sudan.

At the end of the year, our Roots & Shoots group collaborated with Paul Hamelin and the Vermont Fish and Game department on a tree planting project along an eroded stream bed. Our group was featured on WCAX news.

This fall, we celebrated the International Day of Peace with a parade around the playground. Our students also carved pumpkins for Trunk or Treat. We have several project ideas in the works for the spring.



| | | | | | |
|-----------------|---------------|--|---------------------------------|----------------------------------|---------------------|
| | | WATERFORD SCHOOL DISTRICT FY 2017 BOARD APPROVED 1/14/2016 | | | -3.53% |
| | | TOTALS: | \$ 4,224,553 | \$ 4,075,271 | \$ (158,803) |
| | | | | | |
| Function | Object | Description | Current Budget FY 16 | Proposed Budget FY 17 | Difference |
| 1100 | | REGULAR EDUCATION: | | | |
| | 110 | Teacher Salaries | \$599,207 | \$613,681 | \$14,474 |
| | 115 | Para Salaries | \$108,665 | \$54,707 | -\$53,958 |
| | 117 | After School Academic Support Salaries | \$14,047 | \$15,000 | \$953 |
| | 119 | Teacher Stipends | \$2,000 | \$2,000 | \$0 |
| | 120 | Substitute Salaries | \$21,000 | \$21,000 | \$0 |
| | 210 | Health Benefits | \$165,732 | \$143,725 | -\$22,007 |
| | 211 | Dental Benefits | \$5,110 | \$5,106 | -\$4 |
| | 220 | Social Security | \$44,987 | \$42,866 | -\$2,121 |
| | 221 | Medicare | \$10,521 | \$10,025 | -\$496 |
| | 232 | VSTRS OPEB Payment | \$5,000 | \$5,000 | \$0 |
| | 240 | Retirement Benefits | \$3,574 | \$2,188 | -\$1,385 |
| | 250 | Worker's Compensation | \$5,732 | \$5,462 | -\$270 |
| | 260 | Unemployment Compensation | \$2,156 | \$1,725 | -\$431 |
| | 290 | Disability Insurance | \$4,338 | \$4,211 | -\$127 |
| | 291 | Flex Plan Fees | \$855 | \$495 | -\$360 |
| | 323 | Enrichment Programs - Field Trips | \$8,525 | \$15,000 | \$6,475 |
| | 330 | Professional Services | \$0 | \$3,000 | \$3,000 |
| | 332 | ELL Assessment | \$11,638 | \$5,000 | -\$6,638 |
| | 431 | Equipment Repair | \$200 | \$200 | \$0 |
| | 580 | Staff Travel | \$2,000 | \$2,000 | \$0 |
| | 594 | Purchased Serv-StJ Acad - ELL | \$0 | \$0 | \$0 |
| | 610 | General/Office Supplies | \$25,700 | \$25,200 | -\$500 |
| | 640 | Books & Periodicals | \$17,500 | \$17,500 | \$0 |
| | 650 | Audiovisual Materials | \$1,000 | \$1,000 | \$0 |
| | 660 | Manipulatives | \$900 | \$900 | \$0 |
| | 670 | Computer Software | \$500 | \$500 | \$0 |
| | 730 | Equipment | \$7,500 | \$7,500 | \$0 |
| | 810 | Dues & Fees | \$550 | \$550 | \$0 |
| | | | \$1,068,937 | \$1,005,541 | -\$63,396 |
| 2100 | | PURCHASED PROF. SERVS: | | | |
| | 320 | Professional Services | \$500 | \$500 | \$0 |
| | | | \$500 | \$500 | \$0 |
| 2120 | | GUIDANCE SERVICES: | | | |
| | 110 | Guidance Salary | \$23,281 | \$13,225 | -\$10,056 |
| | 199 | Benefits Pd-In-Lieu-Of | \$600 | \$450 | -\$150 |
| | 220 | Social Security | \$1,443 | \$820 | -\$623 |
| | 221 | Medicare | \$338 | \$192 | -\$146 |
| | 250 | Worker's Compensation | \$184 | \$104 | -\$79 |
| | 260 | Unemployment Compensation | \$100 | \$100 | \$0 |
| | 290 | Disability Insurance | \$0 | \$0 | \$0 |
| | 580 | Staff Travel | \$100 | \$100 | \$0 |
| | 610 | General/Office Supplies | \$250 | \$250 | \$0 |
| | 640 | Books & Periodicals | \$1,000 | \$1,000 | \$0 |
| | 650 | Audio Visual Materials | \$200 | \$200 | \$0 |
| | 660 | Manipulatives | \$250 | \$250 | \$0 |
| | | | \$27,746 | \$16,691 | -\$11,055 |
| 2130 | | HEALTH SERVICES: | | | |
| | 110 | Nurse's Salary | \$17,153 | \$17,668 | \$515 |
| | 115 | Nurse Asst. Salary | \$22,337 | \$30,082 | \$7,745 |

| | | | | | |
|----------|--------|--|-------------------------|--------------------------|--------------|
| | | WATERFORD SCHOOL DISTRICT FY 2017 BOARD APPROVED 1/14/2016 | | | -3.53% |
| | | TOTALS: | \$ 4,224,553 | \$ 4,075,271 | \$ (158,803) |
| | | | | | |
| Function | Object | Description | Current Budget FY 16 | Proposed Budget FY 17 | Difference |
| | 210 | Health Benefits | \$450 | \$450 | \$0 |
| | 211 | Dental | \$0 | \$0 | \$0 |
| | 220 | Social Security | \$2,448 | \$2,961 | \$512 |
| | 221 | Medicare | \$573 | \$692 | \$120 |
| | 250 | Worker's Compensation | \$312 | \$377 | \$65 |
| | 260 | Unemployment Compensation | \$200 | \$200 | \$0 |
| | 290 | Disability Insurance | \$108 | \$111 | \$3 |
| | 291 | Flex Plan Fees | \$45 | \$0 | -\$45 |
| | 430 | Repair & Maintenance | \$450 | \$450 | \$0 |
| | 610 | General/Office Supplies | \$1,750 | \$1,750 | \$0 |
| | 640 | Books & Periodicals | \$75 | \$75 | \$0 |
| | 650 | Audio Visual Materials | \$150 | \$150 | \$0 |
| | | | \$46,051 | \$54,966 | \$8,915 |
| | | | | | |
| 2160 | | OCCUPATIONAL THERAPY SERVS. Reg Ed | | | |
| | 330 | 504 OT Services | \$0 | \$0 | \$0 |
| | 332 | OT Assessment | \$14,709 | \$15,295 | \$586 |
| | | | \$14,709 | \$15,295 | \$586 |
| | | | | | |

| | | | | | |
|----------|--------|--|-------------------------|--------------------------|--------------|
| | | WATERFORD SCHOOL DISTRICT FY 2017 BOARD APPROVED 1/14/2016 | | | -3.53% |
| | | TOTALS: | \$ 4,224,553 | \$ 4,075,271 | \$ (158,803) |
| | | | | | |
| Function | Object | Description | Current Budget FY 16 | Proposed Budget FY 17 | Difference |
| 2190 | | EXTENDED SCHOOL YEAR (Summer School) RegEd | | | |
| | 110 | Teacher Salaries | \$6,000 | \$6,000 | \$0 |
| | 115 | Para Salaries | \$0 | \$0 | \$0 |
| | 121 | Tutor | \$0 | \$0 | \$0 |
| | 220 | Social Security | \$372 | \$372 | \$0 |
| | 221 | Medicare | \$87 | \$87 | \$0 |
| | 240 | Retirement Benefits | \$0 | \$0 | \$0 |
| | 250 | Worker's Compensation | \$47 | \$47 | \$0 |
| | 260 | Unemployment Compensation | \$75 | \$75 | \$0 |
| | 610 | Supplies-Summer | \$0 | \$0 | \$0 |
| | | | \$6,581 | \$6,581 | \$0 |
| 2200 | | SUPPORT SERVICES | | | |
| | 330 | Contracted Computer services | \$10,000 | \$10,000 | \$0 |
| | 610 | General Supplies | \$0 | \$0 | \$0 |
| | 730 | Equipment | \$0 | \$0 | \$0 |
| | | | \$10,000 | \$10,000 | \$0 |
| 2213 | | INSTRUCTIONAL STAFF TRAINING - RegEd | | | |
| | 338 | Contract ProfDev-Teachers | \$14,000 | \$14,000 | \$0 |
| | 338 | Contract ProfDev-Paras | \$2,000 | \$2,000 | \$0 |
| | 339 | Trgn/ProfDev for Teachers | \$4,500 | \$10,000 | \$5,500 |
| | 339 | Trgn/ProfDev for Paras | \$2,500 | \$2,500 | \$0 |
| | 588 | Travel Prof Dev | \$200 | \$200 | \$0 |
| | | | \$23,200 | \$28,700 | \$5,500 |
| 2222 | | LIBRARY & TECHNOLOGY INFO.: | | | |
| | 110 | Librarian's Salary | \$48,219 | \$47,606 | -\$613 |
| | 210 | Health Benefits | \$14,150 | \$15,267 | \$1,118 |
| | 211 | Dental Benefits | \$555 | \$501 | -\$55 |
| | 220 | Social Security | \$2,990 | \$2,952 | -\$38 |
| | 221 | Medicare | \$699 | \$690 | -\$9 |
| | 232 | VSTRS OPEB Payment | \$1,250 | \$1,250 | \$0 |
| | 250 | Worker's Compensation | \$381 | \$376 | -\$5 |
| | 260 | Unemployment Compensation | \$125 | \$100 | -\$25 |
| | 290 | Disability Insurance | \$304 | \$300 | -\$4 |
| | 291 | Flex Plan Fees | \$90 | \$45 | -\$45 |
| | 610 | General/Office Supplies | \$2,000 | \$2,000 | \$0 |
| | 612 | Repair Supplies | \$750 | \$750 | \$0 |
| | 640 | Books & Periodicals | \$6,500 | \$6,500 | \$0 |
| | 650 | Audiovisual Materials | \$750 | \$750 | \$0 |
| | 670 | Computer Software | \$2,500 | \$2,500 | \$0 |
| | 730 | Equipment | \$1,000 | \$1,000 | \$0 |
| | | | \$82,263 | \$82,587 | \$324 |
| 2318 | | NEGOTIATION SERVICES: | | | |
| | 350 | Mediation Services | \$3,000 | \$3,000 | \$0 |
| | | | \$3,000 | \$3,000 | \$0 |
| 2320 | | SUPERINTENDENT'S OFFICE: | | | |
| | 331 | Assessment of S.U. Services | \$153,650 | \$166,853 | \$13,203 |
| | | | \$153,650 | \$166,853 | \$13,203 |

| | | WATERFORD SCHOOL DISTRICT FY 2017 BOARD APPROVED 1/14/2016 | | | -3.53% |
|----------|--------|--|-------------------------|--------------------------|--------------|
| | | TOTALS: | \$ 4,224,553 | \$ 4,075,271 | \$ (158,803) |
| Function | Object | Description | Current Budget FY 16 | Proposed Budget FY 17 | Difference |
| 2310 | | SCHOOL BOARD: | | | |
| | 112 | School Director's Salaries | \$2,850 | \$2,850 | \$0 |
| | 114 | Board Clerk | \$450 | \$450 | \$0 |
| | 220 | Social Security | \$205 | \$205 | \$0 |
| | 221 | Medicare | \$48 | \$48 | \$0 |
| | 250 | Worker's Compensation | \$26 | \$26 | \$0 |
| | 260 | Unemployment Compensation | \$6 | \$6 | \$0 |
| | 291 | Admin Fee-Future Planning | \$0 | \$0 | \$0 |
| | 330 | Reimb. Criminal Record Checks | \$1,100 | \$1,100 | \$0 |
| | 339 | Training - Prof Dev | \$550 | \$550 | \$0 |
| | 341 | Audit Assessment | \$4,000 | \$10,533 | \$6,533 |
| | 360 | Legal Services | \$2,000 | \$2,000 | \$0 |
| | 522 | Liability Insurance | \$8,000 | \$8,000 | \$0 |
| | 540 | Advertising | \$2,200 | \$2,200 | \$0 |
| | 610 | General/Office/Annual Report Supplies | \$1,600 | \$1,600 | \$0 |
| | 690 | Other Supplies-Bank | \$0 | \$0 | \$0 |
| | 810 | Dues & Fees | \$1,500 | \$1,500 | \$0 |
| | | | \$24,534 | \$31,067 | \$6,533 |
| 2410 | | PRINCIPAL'S OFFICE: | | | |
| | 111 | Principal's Salary | \$73,185 | \$75,381 | \$2,196 |
| | 116 | Administrative Assistant | \$25,984 | \$26,768 | \$784 |
| | 119 | Admin Stipends | \$0 | \$2,000 | \$2,000 |
| | 120 | Substitutes | \$500 | \$500 | \$0 |
| | 210 | Health Benefits | \$30,844 | \$30,285 | -\$559 |
| | 211 | Dental Benefits | \$555 | \$501 | -\$55 |
| | 220 | Social Security | \$6,179 | \$6,364 | \$185 |
| | 221 | Medicare | \$1,445 | \$1,488 | \$43 |
| | 232 | VSTRS OPEB Payment | \$1,250 | \$1,250 | \$0 |
| | 240 | Retirement Benefits | \$1,039 | \$1,071 | \$31 |
| | 250 | Worker's Compensation | \$787 | \$811 | \$24 |
| | 260 | Unemployment Compensation | \$206 | \$206 | \$0 |
| | 290 | Disability Insurance | \$625 | \$644 | \$19 |
| | 291 | Flex Plan Fees | \$90 | \$90 | \$0 |
| | 338 | Coursework-Prof Dev | \$2,000 | \$2,000 | \$0 |
| | 530 | Communications | \$5,200 | \$5,200 | \$0 |
| | 535 | Postage | \$2,500 | \$2,500 | \$0 |
| | 580 | Staff Travel | \$1,100 | \$1,100 | \$0 |
| | 610 | General/Office Supplies | \$2,200 | \$2,200 | \$0 |
| | 670 | Computer Software | \$700 | \$700 | \$0 |
| | 730 | Equipment | \$0 | \$0 | \$0 |
| | 810 | Dues & Fees | \$1,000 | \$1,000 | \$0 |
| | | | \$157,391 | \$162,059 | \$4,668 |
| 2490 | | TREASURER SERVICES: | | | |
| | 535 | Postage | \$600 | \$600 | \$0 |
| | 610 | General/Office Supplies (envelopes) | \$300 | \$300 | \$0 |
| | | | \$900 | \$900 | \$0 |
| 2520 | | FISCAL SERVICES: | | | |
| | 330 | NEMRC Support | \$0 | \$0 | \$0 |
| | 331 | Payroll/Accounts Payable Share | \$0 | \$0 | \$0 |
| | 332 | Purchased Service from SU | \$0 | \$0 | \$0 |

| | | WATERFORD SCHOOL DISTRICT FY 2017 BOARD APPROVED 1/14/2016 | | | -3.53% |
|-------------|--------|--|-------------------------|--------------------------|--------------|
| | | TOTALS: | \$ 4,224,553 | \$ 4,075,271 | \$ (158,803) |
| Function | Object | Description | Current Budget FY 16 | Proposed Budget FY 17 | Difference |
| | 370 | Audit Services | \$0 | \$0 | \$0 |
| | 610 | General/Office Supplies (checks) | \$500 | \$500 | \$0 |
| | 819 | Bank Fees | \$250 | \$250 | \$0 |
| | | | \$750 | \$750 | \$0 |
| 2600 | | BLDG OPERATION & MAINTENANCE | | | |
| | 116 | Custodial Salaries | \$32,939 | \$33,251 | \$312 |
| | 118 | Facilities Director | \$38,466 | \$39,620 | \$1,154 |
| | 120 | Substitutes | \$0 | \$0 | \$0 |
| | 210 | Health Benefits | \$14,750 | \$16,767 | \$2,018 |
| | 211 | Dental | \$0 | \$501 | \$501 |
| | 220 | Social Security | \$4,427 | \$4,518 | \$91 |
| | 221 | Medicare | \$1,035 | \$1,057 | \$21 |
| | 240 | Retirement Benefits | \$1,539 | \$1,585 | \$46 |
| | 250 | Worker's Compensation | \$564 | \$576 | \$12 |
| | 260 | Unemployment Compensation | \$203 | \$203 | \$0 |
| | 290 | Disability Insurance | \$450 | \$459 | \$9 |
| | 291 | Flex Plan Fees | \$135 | \$45 | -\$90 |
| | 330 | Other Prof Services-Includes Water Testing | \$900 | \$900 | \$0 |
| | 339 | Training - Staff Dev | \$200 | \$200 | \$0 |
| | 411 | Water & Sewage | \$1,200 | \$1,200 | \$0 |
| | 421 | Rubbish Removal | \$1,500 | \$1,500 | \$0 |
| | 424 | Lawn Care Services | \$2,500 | \$2,500 | \$0 |
| | 430 | Repairs & Maintenance of Building | \$22,500 | \$22,500 | \$0 |
| | 431 | Equipment Repair | \$6,850 | \$6,850 | \$0 |
| | 432 | Technology Related Repairs & Maint | \$0 | \$0 | \$0 |
| | 440 | Photocopier Lease | \$4,800 | \$4,800 | \$0 |
| | 521 | Property & Boiler Insurance | \$4,600 | \$4,600 | \$0 |
| | 530 | Telephone | \$2,000 | \$2,000 | \$0 |
| | 531 | Internet Access | \$14,370 | \$14,370 | \$0 |
| | 580 | Staff Travel | \$700 | \$700 | \$0 |
| | 610 | General/Office Supplies | \$9,500 | \$9,500 | \$0 |
| | 612 | Classroom Supplies small items | \$0 | \$0 | \$0 |
| | 622 | Electricity | \$24,000 | \$24,000 | \$0 |
| | 624 | Oil | \$20,000 | \$20,000 | \$0 |
| | 730 | Equipment & Furniture/Fixtures < \$5,000 | \$5,000 | \$5,000 | \$0 |
| | 731 | Equipment >\$5,000 | \$3,000 | \$3,000 | \$0 |
| | | | \$218,127 | \$222,201 | \$4,074 |
| 2711 | | STUDENT TRANSP. SERVS: | | | |
| | 331 | Transportation Assessment | \$100,000 | \$125,000 | \$25,000 |
| | 519 | Student Transportation Services | \$0 | \$0 | \$0 |
| | 627 | Student Transportation/Gasoline Increase | \$0 | \$0 | \$0 |
| | | | \$100,000 | \$125,000 | \$25,000 |
| 1100 | | REGULAR EDUCATION: PRE-K | | | |
| | 110 | Teacher Salaries | \$36,975 | \$35,704 | -\$1,271 |
| | 115 | Para Salaries | \$11,113 | \$14,120 | \$3,007 |
| | 199 | Benefits Paid-In-Lieu-Of | \$1,200 | \$1,125 | -\$75 |
| | 220 | Social Security | \$2,981 | \$3,089 | \$108 |
| | 221 | Medicare | \$697 | \$722 | \$25 |
| | 232 | VSTRS OPEB Payment | \$1,250 | \$1,250 | \$0 |
| | 250 | Worker's Compensation | \$380 | \$394 | \$14 |

| | | | | | |
|-----------------|---------------|--|---------------------------------|----------------------------------|---------------------|
| | | WATERFORD SCHOOL DISTRICT FY 2017 BOARD APPROVED 1/14/2016 | | | -3.53% |
| | | TOTALS: | \$ 4,224,553 | \$ 4,075,271 | \$ (158,803) |
| | | | | | |
| Function | Object | Description | Current Budget FY 16 | Proposed Budget FY 17 | Difference |
| | 260 | Unemployment Compensation | \$200 | \$200 | \$0 |
| | 290 | Disability Insurance | \$115 | \$115 | \$0 |
| | 610 | Supplies | \$1,100 | \$1,100 | \$0 |
| | 640 | Books & Periodicals | \$500 | \$500 | \$0 |
| | 660 | Manipulatives | \$800 | \$800 | \$0 |
| | 810 | Dues/Fees/Memberships | \$250 | \$250 | \$0 |
| | | | \$57,562 | \$59,369 | \$1,808 |
| | | | | | |
| | | | | | |
| 1100 | | REGULAR EDUCATION: ELEMENTARY | | | |
| | 566 | Tuition - Cornerstone 2-6 Reg Ed | \$0 | \$38,430 | \$38,430 |
| | | | \$0 | \$38,430 | \$38,430 |

| | | WATERFORD SCHOOL DISTRICT FY 2017 BOARD APPROVED 1/14/2016 | | | -3.53% |
|----------|--------|--|-------------------------|--------------------------|--------------|
| | | TOTALS: | \$ 4,224,553 | \$ 4,075,271 | \$ (158,803) |
| Function | Object | Description | Current Budget FY 16 | Proposed Budget FY 17 | Difference |
| 1100 | | REGULAR EDUCATION - SECONDARY | | | |
| | 115 | Para Salaries | \$0 | \$0 | \$0 |
| | 120 | Substitute Salaries | \$750 | \$0 | -\$750 |
| | 210 | Health Benefits | \$0 | \$0 | \$0 |
| | 211 | Dental Benefits | \$0 | \$0 | \$0 |
| | 220 | Social Security | \$47 | \$0 | -\$47 |
| | 221 | Medicare | \$11 | \$0 | -\$11 |
| | 240 | Retirement Benefits | \$0 | \$0 | \$0 |
| | 250 | Worker's Compensation | \$6 | \$0 | -\$6 |
| | 260 | Unemployment Compensation | \$9 | \$0 | -\$9 |
| | 290 | Disability Insurance | \$0 | \$0 | \$0 |
| | 291 | Flex Plan Fees | \$0 | \$0 | \$0 |
| | 320 | ProfServ-Educational | \$0 | \$0 | \$0 |
| | 564 | Tuition Out-of-State | \$800 | \$19,950 | \$19,150 |
| | 561 | Tuition-Danville School 7-12 | \$13,394 | \$15,225 | \$1,831 |
| | 561 | Tuitio- Concord High School | \$13,500 | \$0 | -\$13,500 |
| | 564 | Tuition-White Mtn School 9-12 | \$14,440 | \$15,750 | \$1,310 |
| | 566 | Tuition-StJ Acad 9-12 | \$1,351,578 | \$1,172,325 | -\$179,253 |
| | 566 | Tuition-StJ Acad 9-12 Guided Studies | \$16,800 | \$0 | -\$16,800 |
| | 566 | Tuition-StJ Acad 9-12 Vocat | \$0 | \$0 | \$0 |
| | 566 | Tuition-Lyndon Inst 9-12 | \$33,480 | \$53,437 | \$19,957 |
| | 566 | Tuition-LEARN 9-12 | \$13,084 | \$0 | -\$13,084 |
| | 566 | Tuition-Caledonia School 9-12 | \$0 | \$0 | \$0 |
| | 594 | PurchasedServ-StJ Acad G.S. & ELL | \$0 | \$0 | \$0 |
| | 594 | PurchasedServ-Independent/Out of State | \$0 | \$0 | \$0 |
| | | | \$1,457,898 | \$1,276,687 | -\$181,211 |
| 1200 | | SPECIAL EDUCATION: Elementary | | | |
| | 110 | Teacher Salary | \$0 | \$0 | \$0 |
| | 115 | Para Salaries | \$70,399 | \$53,780 | -\$16,619 |
| | 120 | Substitutes | \$4,500 | \$4,500 | \$0 |
| | 210 | Health Benefits | \$21,944 | \$8,677 | -\$13,267 |
| | 211 | Dental Benefits | \$0 | \$0 | \$0 |
| | 220 | Social Security | \$4,644 | \$3,613 | -\$1,030 |
| | 221 | Medicare | \$1,086 | \$845 | -\$241 |
| | 240 | Retirement Benefits | \$2,816 | \$2,151 | -\$665 |
| | 250 | Worker's Compensation | \$592 | \$460 | -\$131 |
| | 260 | Unemployment Compensation | \$456 | \$356 | -\$100 |
| | 290 | Disability Insurance | \$472 | \$367 | -\$105 |
| | 291 | Flex Plan Fees | \$0 | \$0 | \$0 |
| | 320 | ProfServ-Educational | \$5,000 | \$5,000 | \$0 |
| | 330 | Criminal Record Check | \$200 | \$200 | \$0 |
| | 332 | Special Education Assessment | \$185,646 | \$156,113 | -\$29,533 |
| | 535 | Postage | \$200 | \$200 | \$0 |
| | 540 | Advertising | \$1,000 | \$1,000 | \$0 |
| | 580 | Staff Travel | \$1,200 | \$1,200 | \$0 |
| | 610 | General/Office Supplies | \$3,500 | \$3,500 | \$0 |
| | 640 | Books & Periodicals | \$1,750 | \$1,750 | \$0 |
| | 650 | Audio Visuals | \$200 | \$200 | \$0 |
| | 660 | Manipulatives | \$650 | \$650 | \$0 |
| | 670 | Computer Software | \$2,000 | \$2,000 | \$0 |
| | 730 | Equipment | \$500 | \$500 | \$0 |

| | | | | | |
|----------|--------|--|-------------------------|--------------------------|--------------|
| | | WATERFORD SCHOOL DISTRICT FY 2017 BOARD APPROVED 1/14/2016 | | | -3.53% |
| | | TOTALS: | \$ 4,224,553 | \$ 4,075,271 | \$ (158,803) |
| | | | | | |
| Function | Object | Description | Current Budget FY 16 | Proposed Budget FY 17 | Difference |
| | | | \$308,755 | \$247,063 | -\$61,691 |
| | | | | | |
| | | | | | |
| 2190 | | EXTENDED SCHOOL YEAR (Summer School) SpEd | | | |
| | 110 | Teacher Salaries | \$1,500 | \$1,500 | \$0 |
| | 115 | Para Salaries | \$0 | \$0 | \$0 |
| | 220 | Social Security | \$93 | \$93 | \$0 |
| | 221 | Medicare | \$22 | \$22 | \$0 |
| | 240 | Retirement Benefits | \$0 | \$0 | \$0 |
| | 250 | Worker's Compensation | \$12 | \$12 | \$0 |
| | 260 | Unemployment Compensation | \$30 | \$30 | \$0 |
| | | | \$1,657 | \$1,657 | \$0 |

| WATERFORD SCHOOL DISTRICT FY 2017 BOARD APPROVED 1/14/2016 | | | | | -3.53% |
|--|--------|--|-------------------------|--------------------------|--------------|
| TOTALS: | | | \$ 4,224,553 | \$ 4,075,271 | \$ (158,803) |
| Function | Object | Description | Current Budget FY 16 | Proposed Budget FY 17 | Difference |
| 2213 | | INSTRUCTIONAL STAFF TRAINING - SpEd | | | |
| | 338 | Contract ProfDev-Teachers | \$0 | \$0 | \$0 |
| | 338 | Contract ProfDev-Paras | \$0 | \$0 | \$0 |
| | 339 | Trgn/ProfDev for Teachers | \$0 | \$0 | \$0 |
| | 339 | Trgn/ProfDev for Paras | \$1,000 | \$1,000 | \$0 |
| | 588 | Travel Prof Dev | \$250 | \$250 | \$0 |
| | | | \$1,250 | \$1,250 | \$0 |
| 2140 | | PSYCHOLOGICAL SERVICES: SpEd Elementary | | | |
| | 330 | OtherProfServ-Psychotherapy | \$2,750 | \$0 | -\$2,750 |
| | | | \$2,750 | \$0 | -\$2,750 |
| 2144 | | PSYCHOTHERAPY SERVICES: SpEd Elementary | | | |
| | 330 | OtherProfServ-Psychotherapy | \$10,400 | \$0 | -\$10,400 |
| | 332 | Behavioral Interventionist Assessment | \$42,059 | \$43,878 | \$1,819 |
| | | | \$52,459 | \$43,878 | -\$8,581 |
| 2150 | | SPEECH PATHOLOGY SERV: SpEd Elem | | | |
| | 330 | Prof Services | \$33,188 | \$33,188 | \$0 |
| | | | \$33,188 | \$33,188 | \$0 |
| 2160 | | OCCUPATIONAL THERAPY SERV: SpEd Elem | | | |
| | 330 | OtherProfServ-OT Elementary | \$0 | \$0 | \$0 |
| | 332 | OT Assessment | \$7,355 | \$7,648 | \$293 |
| | | | \$7,355 | \$7,648 | \$293 |
| 2711 | | STUDENT TRANSP. SERV:SpEd Elem | | | |
| | 519 | Student Transportation-SpEd | \$9,000 | \$9,000 | \$0 |
| | | | \$9,000 | \$9,000 | \$0 |
| 1200 | | SPECIAL EDUCATION: Secondary | | | |
| | 115 | Para Salaries | \$56,405 | \$40,053 | -\$16,352 |
| | 210 | Health Benefits | \$21,344 | \$15,354 | -\$5,991 |
| | 220 | Social Security | \$3,497 | \$2,483 | -\$1,014 |
| | 221 | Medicare | \$818 | \$581 | -\$237 |
| | 240 | Retirement Benefits | \$2,256 | \$1,602 | -\$654 |
| | 250 | Worker's Compensation | \$446 | \$316 | -\$129 |
| | 260 | Unemployment Compensation | \$300 | \$200 | -\$100 |
| | 290 | Disability Insurance | \$355 | \$252 | -\$103 |
| | 291 | Flex Plan Fees | \$135 | \$90 | -\$45 |
| | 320 | Prof. Educational Servs. | \$13,000 | \$53,245 | \$40,245 |
| | 566 | Tuition-StJ Acad 9-12 Guided Studies | \$8,400 | \$8,820 | \$420 |
| | 566 | Tuition-StJ Acad 9-12 IS Prog | \$73,500 | \$77,175 | \$3,675 |
| | 566 | Tuition-Lyndon Inst 9-12 SpEd | \$0 | \$7,800 | \$7,800 |
| | 566 | Tuition - Cornerstone 7-12 | \$37,538 | \$0 | -\$37,538 |
| | 566 | Tuition-Caledonia School 9-12 | \$0 | \$0 | \$0 |
| | 566 | Tuition-LEARN | \$0 | \$20,580 | \$20,580 |
| | 566 | Tuition-Connecticut River | \$0 | \$0 | \$0 |
| | 566 | Tuition-LI Beh. Spec. | \$0 | \$0 | \$0 |
| | 594 | PurchasedServ-Independent/Out-of-State | \$0 | \$25,000 | \$25,000 |

| | | | | | |
|----------|--------|--|-------------------------|--------------------------|--------------|
| | | WATERFORD SCHOOL DISTRICT FY 2017 BOARD APPROVED 1/14/2016 | | | -3.53% |
| | | TOTALS: | \$ 4,224,553 | \$ 4,075,271 | \$ (158,803) |
| | | | | | |
| Function | Object | Description | Current Budget FY 16 | Proposed Budget FY 17 | Difference |
| | | | \$217,994 | \$253,551 | \$35,558 |
| | | | | | |
| 2140 | | PSYCHOLOGICAL SERVICES: SpEd Secondary | | | |
| | 330 | OtherProfServ-Psychological | \$4,500 | \$4,500 | \$0 |
| | | | \$4,500 | \$4,500 | \$0 |
| | | | | | |
| 2150 | | SPEECH PATHOLOGY SERV: SpEd Secondary | | | |
| | 330 | Prof Services | \$20,000 | \$30,000 | \$10,000 |
| | 730 | Equipment & Furniture/Fixtures < \$5,000 | \$0 | \$0 | \$0 |
| | | | \$20,000 | \$30,000 | \$10,000 |

| | | | | | |
|----------|--------|--|-------------------------|--------------------------|--------------|
| | | WATERFORD SCHOOL DISTRICT FY 2017 BOARD APPROVED 1/14/2016 | | | -3.53% |
| | | TOTALS: | \$ 4,224,553 | \$ 4,075,271 | \$ (158,803) |
| Function | Object | Description | Current Budget FY 16 | Proposed Budget FY 17 | Difference |
| 2160 | | OCCUPATIONAL THERAPY SERVS: SpEd Secondary | | | |
| | 330 | Prof Services | \$7,500 | \$7,500 | \$0 |
| | | | \$7,500 | \$7,500 | \$0 |
| 2190 | | EXTENDED SCHOOL YEAR SpEd Secondary | | | |
| | 115 | Para Salaries | \$3,062 | \$3,236 | \$174 |
| | 220 | Social Security | \$190 | \$201 | \$11 |
| | 221 | Medicare | \$44 | \$47 | \$3 |
| | 240 | Retirement Benefits | \$0 | \$129 | \$129 |
| | 250 | Worker's Compensation | \$24 | \$26 | \$1 |
| | 260 | Unemployment Compensation | \$38 | \$40 | \$2 |
| | 320 | Prof Educational Services | \$2,000 | \$2,000 | \$0 |
| | | | \$5,359 | \$5,679 | \$320 |
| 2711 | | STUDENT TRANSP. SERVS-SECONDARY: | | | |
| | 118 | Transportation Driver | \$0 | \$0 | \$0 |
| | 115 | Social Security | \$0 | \$0 | \$0 |
| | 221 | Medicare | \$0 | \$0 | \$0 |
| | 250 | Worker's Compensation | \$0 | \$0 | \$0 |
| | 260 | Unemployment Compensation | \$0 | \$0 | \$0 |
| | 519 | Student Transportation-SpEd | \$500 | \$0 | -\$500 |
| | | | \$500 | \$0 | -\$500 |
| 1100 | | EEI PRE-SCHOOL (SubGrant): | | | |
| | 110 | Teacher Salary | \$0 | \$0 | \$0 |
| | 199 | Benefits Paid-In-Lieu-Of | \$0 | \$0 | \$0 |
| | 220 | Social Security | \$0 | \$0 | \$0 |
| | 221 | Medicare | \$0 | \$0 | \$0 |
| | 250 | Worker's Compensation | \$0 | \$0 | \$0 |
| | 260 | Unemployment Compensation | \$0 | \$0 | \$0 |
| | 290 | Disability Insurance | \$3 | \$0 | -\$3 |
| | 291 | Flex Plan Fees | \$0 | \$0 | \$0 |
| | | | \$3 | \$0 | -\$3 |
| 1100 | | TITLE 1 PROGRAM: SubGrant | | | |
| | 110 | Teacher Salary | \$0 | \$0 | \$0 |
| | 210 | Health Benefits | \$0 | \$0 | \$0 |
| | 211 | Dental Benefits | \$0 | \$0 | \$0 |
| | 220 | Social Security | \$0 | \$0 | \$0 |
| | 221 | Medicare | \$0 | \$0 | \$0 |
| | 250 | Worker's Compensation | \$0 | \$0 | \$0 |
| | 260 | Unemployment Compensation | \$0 | \$0 | \$0 |
| | 290 | Disability Insurance | \$0 | \$0 | \$0 |
| | 291 | Flex Plan Fees | \$0 | \$0 | \$0 |
| | 332 | Purchased Title I Services from SU | \$0 | \$20,000 | \$20,000 |
| | | | \$0 | \$20,000 | \$20,000 |
| 2720 | | CO-CURRICULAR TRANSPORTATION | | | |
| | 519 | Extra Curricular Transportation | \$8,500 | \$10,000 | \$1,500 |

| | | | | | |
|----------|--------|--|-------------------------|--------------------------|--------------|
| | | WATERFORD SCHOOL DISTRICT FY 2017 BOARD APPROVED 1/14/2016 | | | -3.53% |
| | | TOTALS: | \$ 4,224,553 | \$ 4,075,271 | \$ (158,803) |
| | | | | | |
| Function | Object | Description | Current Budget FY 16 | Proposed Budget FY 17 | Difference |
| | | | \$8,500 | \$10,000 | \$1,500 |

| | | | | | |
|----------|--------|--|-------------------------|--------------------------|--------------|
| | | WATERFORD SCHOOL DISTRICT FY 2017 BOARD APPROVED 1/14/2016 | | | -3.53% |
| | | TOTALS: | \$ 4,224,553 | \$ 4,075,271 | \$ (158,803) |
| | | | | | |
| Function | Object | Description | Current Budget FY 16 | Proposed Budget FY 17 | Difference |
| | | | | | |
| 3100 | | FOOD PROGRAM: | | | |
| | 110 | Food Service Manager | \$9,244 | \$9,521 | \$277 |
| | 118 | Food Service Salaries | \$29,256 | \$32,364 | \$3,108 |
| | 120 | Substitutes | \$200 | \$200 | \$0 |
| | 210 | Health Benefits | \$14,466 | \$1,300 | -\$13,166 |
| | 211 | Dental Benefits | \$111 | \$0 | -\$111 |
| | 220 | Social Security | \$2,387 | \$2,597 | \$210 |
| | 221 | Medicare | \$558 | \$607 | \$49 |
| | 240 | Retirement Contributions | \$1,170 | \$1,295 | \$124 |
| | 250 | Worker's Compensation | \$304 | \$331 | \$27 |
| | 260 | Unemployment Compensation | \$300 | \$300 | \$0 |
| | 290 | Disability Insurance | \$243 | \$264 | \$21 |
| | 291 | Flex Plan Fees | \$90 | \$0 | -\$90 |
| | 339 | Training - Prof Dev | \$1,000 | \$1,000 | \$0 |
| | 430 | Repair & Maintenance | \$400 | \$400 | \$0 |
| | 570 | Food Service Contract | \$0 | \$0 | \$0 |
| | 580 | Staff Travel | \$250 | \$250 | \$0 |
| | 610 | General/Office Supplies | \$1,250 | \$1,750 | \$500 |
| | 614 | Hot Lunch Equipment Supplies | \$1,250 | \$1,250 | \$0 |
| | 623 | Bottled Gas | \$1,000 | \$1,500 | \$500 |
| | 630 | Food | \$35,000 | \$36,750 | \$1,750 |
| | 670 | Computer Software | \$750 | \$1,500 | \$750 |
| | 730 | Equipment | \$0 | \$0 | \$0 |
| | | | \$89,985 | \$93,179 | -\$6,327 |
| | | | | | |

WATERFORD SCHOOL DISTRICT PROPOSED BUDGET FY 2017

Act 68 Tax Factors

| | | |
|-----------------------------------|----|-----------|
| Budget | \$ | 4,075,271 |
| Changes | \$ | - |
| Total | \$ | 4,075,271 |
| - Revenue | \$ | 656,355 |
| Act 68 Expenses | \$ | 3,418,916 |
| Equalized Pupils | | 226.53 |
| Act 68 Per Pupil Cost | \$ | 15,093 |
| Estimated Residential Tax Rate | \$ | 1.49 |
| Estimated Non-Residential Rate | \$ | 1.49 |
| Prior Year Per Pupil Cost | \$ | 15,006 |
| Act 68 per pupil change | | 0.6% |
| Estimated Base Amount | \$ | 9,870 |
| Common Level of Appraisal | | 102.73% |
| Estimated VT Residential rate | \$ | 1.00 |
| Estimated VT Non-Residential rate | \$ | 1.54 |

| Total Local Revenue: | \$681,557 | \$656,355 | -\$25,202 |
|----------------------------------|---------------------|----------------------|-------------------|
| | Current FY16 | Proposed FY17 | Difference |
| Special Ed Block Grant | \$ 92,199 | \$ 92,199 | \$ - |
| Special Ed Intensive | \$ 265,805 | \$ 231,995 | \$ (33,810) |
| Special Ed Extraordinary | \$ 41,604 | \$ 71,065 | \$ 29,461 |
| Early Essential Education (EEE) | \$ 14,126 | \$ 11,793 | \$ (2,333) |
| Small Schools Grant | \$ 82,372 | \$ 68,853 | \$ (13,519) |
| Transportation Aid | \$ 47,201 | \$ 47,201 | \$ - |
| | | | |
| Title I SubGrant | \$ - | \$ 20,000 | \$ 20,000 |
| Early Education Initiative (EEI) | \$ - | \$ - | \$ - |
| Elementary Tuition - LEAs | \$ 50,000 | \$ 50,000 | \$ - |
| Secondary Tuition - LEAs | \$ 37,500 | \$ 12,500 | \$ (25,000) |
| Bank Interest | \$ 750 | \$ 750 | \$ - |
| | | | |
| Local Food Prog Revenue | \$ 24,000 | \$ 24,000 | \$ - |
| State Match-Lunch | \$ 800 | \$ 800 | \$ - |
| State Match-Breakfast | \$ 200 | \$ 200 | \$ - |
| Federal-Lunch Reimb. | \$ 19,000 | \$ 19,000 | \$ - |
| Federal-Breakfast Reimb. | \$ 6,000 | \$ 6,000 | \$ - |
| | | | |

| District: Waterford County: Caledonia | | T225 Essex - Caledonia | | Property dollar equivalent yield | Homestead tax rate per \$9,870 of spending per equalized pupil |
|--|---|---|------------------------------|-------------------------------------|---|
| | | | | 9,870 | 1.00 |
| | | | | 11,065 | Income dollar equivalent yield per 2.0% of household income |
| Expenditures | | FY2014 | FY2015 | FY2016 | FY2017 |
| 1. | Budget (local budget, including special programs, full technical center expenditures, and any Act 144 expenditures) | \$4,153,669 | \$4,235,886 | \$4,224,553 | \$4,075,271 |
| 2. | plus Sum of separately warned articles passed at town meeting | - | - | - | - |
| 3. | minus Act 144 Expenditures, to be excluded from Education Spending (Manchester & West Windsor only) | - | - | - | - |
| 4. | Locally adopted or warned budget | \$4,153,669 | \$4,235,886 | \$4,224,553 | \$4,075,271 |
| 5. | plus Obligation to a Regional Technical Center School District if any | - | - | - | - |
| 6. | plus Prior year deficit repayment of deficit | - | - | - | - |
| 7. | Total Budget | \$4,153,669 | \$4,235,886 | \$4,224,553 | \$4,075,271 |
| 8. | S.U. assessment (included in local budget) - informational data | - | - | - | \$166,853 |
| 9. | Prior year deficit reduction (included in expenditure budget) - informational data | - | - | - | - |
| Revenues | | | | | |
| 10. | Offsetting revenues (categorical grants, donations, tuitions, surplus, etc., including local Act 144 tax revenues) | \$692,101 | \$634,284 | \$708,604 | \$656,355 |
| 11. | plus Capital debt aid for eligible projects pre-existing Act 60 | - | - | - | - |
| 12. | minus All Act 144 revenues, including local Act 144 tax revenues (Manchester & West Windsor only) | - | - | - | - |
| 13. | Offsetting revenues | \$692,101 | \$634,284 | \$708,604 | \$656,355 |
| 14. | Education Spending | \$3,461,568 | \$3,601,602 | \$3,515,949 | \$3,418,916 |
| 15. | Equalized Pupils | 241.54 | 242.08 | 233.61 | 226.53 |
| 16. | Education Spending per Equalized Pupil | \$14,331.24 | \$14,877.73 | \$15,050.51 | \$15,092.55 |
| 17. | minus Less ALL net eligible construction costs (or P&I) per equalized pupil | - | - | - | NA |
| 18. | minus Less share of SpEd costs in excess of \$50,000 for an individual (per eqpup) | \$35.15 | \$57.22 | \$6.97 | NA |
| 19. | minus Less amount of deficit if deficit is SOLELY attributable to tuitions paid to public schools for grades the district does not operate for new students who moved to the district after the budget was passed (per eqpup) | - | - | - | NA |
| 20. | minus Less SpEd costs if excess is solely attributable to new SpEd spending if district has 20 or fewer equalized pupils (per eqpup) | - | - | - | NA |
| 21. | minus Estimated costs of new students after census period (per eqpup) | - | - | - | NA |
| 22. | minus Total tuitions if tuitioning ALL K-12 unless electorate has approved tuitions greater than average announced tuition (per eqpup) | - | - | - | NA |
| 23. | minus Less planning costs for merger of small schools (per eqpup) | - | - | - | NA |
| 24. | minus Teacher retirement assessment for new members of Vermont State Teachers' Retirement System on or after July 1, 2015 (per eqpup) | NA | NA | \$37.46 | NA |
| 25. | Allowable growth per pupil spending threshold (secs. 37 & 38, Act 46, 2015) | threshold = \$15,456 NA | threshold = \$16,166 NA | threshold = \$17,103 NA | District Threshold \$15,280.10 |
| 26. | plus Excess Spending per Equalized Pupil over threshold (if any) | - | - | - | - |
| 27. | Per pupil figure used for calculating District Equalized Tax Rate | \$14,331 | \$14,878 | \$15,051 | \$15,092.55 |
| 28. | District spending adjustment (minimum of 100%) | 156.608% based on \$9,151 | 160.234% based on \$9,285 | 159.113% based on \$9,459 | NA |
| Prorating the local tax rate | | | | | |
| 29. | Anticipated district equalized homestead tax rate (to be prorated by line 30) [\$15,092.55 + (\$9,870.00 / \$1,000)] | \$1.4721 based on \$0.94 | \$1.5703 based on \$0.98 | \$1.5752 based on \$0.99 | \$1.5291 based on \$1.00 |
| 30. | Percent of Waterford equalized pupils not in a union school district | 100.00% | 100.00% | 100.00% | 100.00% |
| 31. | Portion of district eq homestead rate to be assessed by town (100.00% x \$1.53) | \$1.4721 | \$1.5703 | \$1.5752 | \$1.5291 |
| 32. | Common Level of Appraisal (CLA) | 91.58% | 97.09% | 98.09% | 102.73% |
| 33. | Portion of actual district homestead rate to be assessed by town (\$1.5291 / 102.73%) | \$1.6074 based on \$0.94 | \$1.6174 based on \$0.98 | \$1.6059 based on \$0.99 | \$1.4885 based on \$1.00 |
| If the district belongs to a union school district, this is only a PARTIAL homestead tax rate. The tax rate shown represents the estimated portion of the final homestead tax rate due to spending for students who do not belong to a union school district. The same holds true for the income cap percentage. | | | | | |
| 34. | Anticipated income cap percent (to be prorated by line 30) [(15,092.55 + \$11,065) x 2.00%] | 2.82% based on 1.80% | 2.88% based on 1.80% | 2.86% based on 1.80% | 2.73% based on 2.00% |
| 35. | Portion of district income cap percent applied by State (100.00% x 2.73%) | 2.82% based on 1.80% | 2.88% based on 1.94% | 2.86% based on 1.94% | 2.73% based on 2.00% |
| 36. | Percent of equalized pupils at union 1 | - | - | - | - |
| 37. | | - | - | - | - |
| - Following current statute, the Tax Commissioner recommended a property yield of \$9,955 for every \$1.00 of homestead tax per \$100 of equalized property value. The Tax Commissioner also recommended an income yield of \$11,157 for a base income percent of 2.0% and a non-residential tax rate of \$1.538. New and updated data have changed the proposed property yield to \$9,870 and the income yield to \$11,065. - Final figures will be set by the Legislature during the legislative session and approved by the Governor. - The base income percentage cap is 2.0%. | | | | | |

WATERFORD SCHOOL DISTRICT-GENERAL FUND-FY2015

REVENUE/EXPENDITURE REPORT (Unaudited)

| | FY15 BUDGET | FY15 ACTUAL | DIFFERENCE |
|---|---------------------|---------------------|-------------------|
| <u>GENERAL REVENUES</u> | | | |
| Property Taxes | - | 2,276,033.86 | 2,276,033.86 |
| Interest Income | 751.00 | 17,837.43 | 17,086.43 |
| Misc-Other Local Revenue | - | 2,106.56 | 2,106.56 |
| Education Spending Grant | 3,601,602.00 | 1,325,568.14 | (2,276,033.86) |
| School Construction Reimb | - | - | - |
| Small Schools Grant | 32,294.00 | 32,817.00 | 523.00 |
| Transportation Aid | 50,829.00 | 50,705.00 | (124.00) |
| EPSDT Reimbursement | - | 1,701.00 | 1,701.00 |
| RegEd Elementary Tuition | 9,800.00 | 29,400.00 | 19,600.00 |
| RegEd Secondary Tuition | 19,600.00 | 29,400.00 | 9,800.00 |
| SpEd MainstreamBlockGrant | 96,184.00 | 96,184.00 | - |
| SpEd Intensive Reimb | 230,924.00 | 195,279.00 | (35,645.00) |
| SpEd Extraordinary Reimb | 93,513.00 | 43,258.01 | (50,254.99) |
| SpEd State Placed Reimb | - | 73,101.45 | 73,101.45 |
| Prior Year Adj-SpEd | - | 5,364.14 | 5,364.14 |
| Revenue-EEE SpEd PreK | 16,242.00 | 16,242.00 | - |
| ServicesTo VT LEA-Ostd SD | - | - | - |
| Subgrant-EEI | - | 5,447.64 | 5,447.64 |
| Subgrant-Title I | 27,047.00 | 74,001.44 | 46,954.44 |
| | 4,178,786.00 | 4,274,446.67 | 95,660.67 |
| <u>FOOD PROGRAM REVENUES</u> | | | |
| Local Food Program Revenue | 28,000.00 | 27,662.41 | (337.59) |
| (SubG) State-Lunch | 900.00 | 751.50 | (148.50) |
| (SubG) State-Breakfast | 200.00 | 84.88 | (115.12) |
| (SubG) State-Breakfast Adj | - | 106.20 | 106.20 |
| (SubG) State Lunch Adj | - | 811.20 | 811.20 |
| (SubG) Federal-Lunch | 21,000.00 | 21,314.24 | 314.24 |
| (SubG) Federal-Breakfast | 7,000.00 | 3,595.39 | (3,404.61) |
| (SubG) State-BreakfastAdj | - | - | - |
| | 57,100.00 | 54,325.82 | (2,774.18) |
| TOTAL GENERAL FUND REVENUE | 4,235,886.00 | 4,328,772.49 | 92,886.49 |
| <u>GENERAL FUND EXPENDITURES</u> | | | |
| <u>61100-REGULAR INSTRUCTION</u> | | | |
| Teacher Salaries | \$ 538,598.00 | \$ 557,095.27 | (18,497.27) |
| Para Salaries | \$ 86,237.00 | \$ 92,680.16 | (6,443.16) |
| After School Academic Support Salaries | \$ 4,200.00 | \$ 6,734.13 | (2,534.13) |
| Teacher Stipends | \$ 2,000.00 | \$ 5,233.03 | (3,233.03) |
| Substitute - Regular Education | \$ 16,000.00 | \$ 20,577.84 | (4,577.84) |
| Benefits Paid-In-Lieu-Of | \$ - | \$ 3,140.00 | (3,140.00) |
| Health Benefits | \$ 115,910.00 | \$ 141,352.58 | (25,442.58) |
| Dental | \$ 4,110.00 | \$ 4,454.67 | (344.67) |
| Social Security | \$ 40,116.00 | \$ 38,790.36 | 1,325.64 |
| Medicare | \$ 9,382.00 | \$ 9,072.05 | 309.95 |
| Retirement Benefits | \$ 3,449.00 | \$ 3,116.81 | 332.19 |
| Worker's Compensation | \$ 5,112.00 | \$ 5,415.19 | (303.19) |
| Unemployment Compensation | \$ 2,325.00 | \$ 1,294.29 | 1,030.71 |
| Disability Insurance | \$ 3,279.00 | \$ 3,890.18 | (611.18) |

| | | | |
|---|--------------|--------------|-------------|
| Flex Plan Fees | \$ 585.00 | \$ 586.68 | (1.68) |
| Enrichment Programs - Hulbert & Fairbanks | \$ 8,525.00 | \$ 7,307.81 | 1,217.19 |
| Professional Services | \$ 15,000.00 | \$ 5,559.80 | 9,440.20 |
| Purchased Service From SU-ELL | \$ 34,093.00 | \$ 34,093.00 | - |
| Equipment Repair | \$ 200.00 | \$ 140.00 | 60.00 |
| Staff Travel | \$ 2,000.00 | \$ 466.34 | 1,533.66 |
| Supplies | \$ 10,000.00 | \$ 11,014.88 | (1,014.88) |
| Copier Paper | - | - | - |
| Books & Periodicals | \$ 33,500.00 | \$ 19,203.94 | 14,296.06 |
| Audio Visual Materials | \$ 1,000.00 | - | 1,000.00 |
| Manipulatives | \$ 2,000.00 | \$ 2,713.03 | (713.03) |
| Computer Software | \$ 500.00 | \$ 387.51 | 112.49 |
| Equipment & Furniture/Fixtures < \$5,000 | \$ 7,500.00 | - | 7,500.00 |
| Dues & Fees | \$ 550.00 | - | 550.00 |
| Tuition - VT Private/Independent | \$ - | \$ 3,989.54 | (3,989.54) |
| | 946,171.00 | 978,309.09 | (32,138.09) |

61100-REGULAR INSTRUCTION PRE-K

| | | | |
|---------------------------|--------------|--------------|------------|
| Teacher Salary | \$ 28,293.00 | \$ 30,257.33 | (1,964.33) |
| Para Salary | \$ 11,400.00 | \$ 10,068.60 | 1,331.40 |
| Benefits Paid-In-Lieu-Of | \$ 960.00 | \$ 1,294.82 | (334.82) |
| Social Security | \$ 2,461.00 | \$ 2,580.47 | (119.47) |
| Medicare | \$ 576.00 | \$ 603.44 | (27.44) |
| Worker's Compensation | \$ 314.00 | \$ 328.81 | (14.81) |
| Unemployment Compensation | \$ 224.00 | \$ 118.72 | 105.28 |
| Disability Insurance | \$ 115.00 | \$ 166.46 | (51.46) |
| Supplies | \$ 750.00 | \$ 1,171.21 | (421.21) |
| Books & Periodicals | \$ 500.00 | \$ 22.28 | 477.72 |
| Manipulatives | - | - | - |
| Dues/Fees/Memberships | \$ 78.00 | - | 78.00 |
| Staff Travel | - | - | - |
| | 45,671.00 | 46,612.14 | (941.14) |

61100-REGULAR INSTRUCTION SECONDARY

| | | | |
|---------------------------------|-----------------|-----------------|-------------|
| Para Salary | \$ 17,211.00 | \$ 15,947.71 | 1,263.29 |
| Substitute Regular Ed Secondary | \$ 500.00 | - | 500.00 |
| Health Benefits | \$ 6,752.00 | \$ 6,968.49 | (216.49) |
| Social Security | \$ 1,098.00 | \$ 893.07 | 204.93 |
| Medicare | \$ 257.00 | \$ 208.86 | 48.14 |
| Retirement Benefits | \$ 688.00 | \$ 637.88 | 50.12 |
| Worker's Compensation | \$ 140.00 | \$ 125.99 | 14.01 |
| Unemployment Compensation | \$ 119.00 | \$ 112.00 | 7.00 |
| Disability Insurance | \$ 93.00 | \$ 110.64 | (17.64) |
| Flex Plan Fees | \$ 45.00 | \$ 41.25 | 3.75 |
| Tuition-Concord 7-12 | \$ 14,360.00 | \$ 17,662.80 | (3,302.80) |
| Tuition- Danville 7-12 | \$ - | \$ 13,750.00 | (13,750.00) |
| Tuition To Other States | \$ 13,084.00 | \$ 27,504.00 | (14,420.00) |
| Tuition - St J Academy | \$ 1,362,375.00 | \$ 1,322,150.40 | 40,224.60 |
| Tuition - Lyndon Institute 9-12 | \$ 31,986.00 | \$ 32,214.35 | (228.35) |
| Lyndon Institute - Voc | - | - | - |
| Tuition-LEARN 9-12 | \$ 13,084.00 | \$ 6,876.00 | 6,208.00 |
| Tuition-East Burke School 9-12 | - | - | - |
| PurchasedServ-From VT LEA | - | - | - |
| PurchServ-Independ/OutState | \$ 71,240.00 | \$ 47,111.66 | 24,128.34 |

| | | | |
|---|--------------|--------------|-------------|
| | 1,533,032.00 | 1,492,315.10 | 40,716.90 |
| <u>62100-PURCHASED PROFESSIONAL SERVICES</u> | | | |
| Professional Services | 500.00 | 200.00 | 300.00 |
| <u>62120-GUIDANCE SERVICES</u> | | | |
| Teacher Salary | \$ 22,268.00 | \$ 22,713.00 | (445.00) |
| Teacher Stipends | - | - | - |
| Benefits Pd-In-Lieu-Of | \$ 600.00 | \$ 600.00 | - |
| Social Security | \$ 1,381.00 | \$ 1,445.34 | (64.34) |
| Medicare | \$ 323.00 | \$ 338.09 | (15.09) |
| Worker's Compensation | \$ 176.00 | \$ 184.17 | (8.17) |
| Unemployment Compensation | \$ 112.00 | \$ 44.34 | 67.66 |
| Staff Travel | \$ 100.00 | \$ - | 100.00 |
| General/Office Supplies | \$ 150.00 | \$ 78.01 | 71.99 |
| Books & Periodicals | \$ 400.00 | \$ 86.89 | 313.11 |
| Audio Visual Materials | \$ 200.00 | \$ - | 200.00 |
| Manipulatives | \$ 250.00 | \$ 67.85 | 182.15 |
| | 25,960.00 | 25,557.69 | 402.31 |
| <u>62130-HEALTH SERVICES</u> | | | |
| Teacher Salary | \$ 23,742.00 | \$ 16,735.00 | 7,007.00 |
| Para Salary | \$ 12,274.00 | \$ 22,913.44 | (10,639.44) |
| Teacher Stipends | - | - | - |
| Substitute - Nurse | - | - | - |
| Benefits Pd-In-Lieu-Of | \$ - | \$ 950.00 | (950.00) |
| Health Benefits | \$ 6,714.00 | \$ - | 6,714.00 |
| Dental | \$ 278.00 | \$ - | 278.00 |
| Social Security | \$ 2,233.00 | \$ 2,517.10 | (284.10) |
| Medicare | \$ 522.00 | \$ 588.65 | (66.65) |
| Retirement Benefits | \$ - | \$ 936.55 | (936.55) |
| Worker's Compensation | \$ 285.00 | \$ 320.66 | (35.66) |
| Unemployment Compensation | \$ 224.00 | \$ 216.06 | 7.94 |
| Disability Insurance | \$ 128.00 | \$ 127.47 | 0.53 |
| Flex Plan Fees | \$ 45.00 | \$ - | 45.00 |
| Repair & Maintenance | \$ 400.00 | \$ 370.00 | 30.00 |
| Staff Travel | \$ - | \$ 135.13 | (135.13) |
| General Supplies | \$ 1,250.00 | \$ 489.75 | 760.25 |
| Books & Periodicals | \$ 75.00 | \$ 209.00 | (134.00) |
| Audio Visual Materials | \$ 150.00 | \$ - | 150.00 |
| | 48,320.00 | 46,508.81 | 1,811.19 |
| <u>62160-OCCUPATIONAL THERAPY</u> | | | |
| Prof Serv Educational Reimb - OT | 12,545.00 | - | 12,545.00 |
| Professional Services-OT | \$ - | \$ 900.00 | (900.00) |
| Purchased Service From SU-OT | \$ - | \$ 13,884.00 | (13,884.00) |
| | 12,545.00 | 14,784.00 | (2,239.00) |
| <u>62161-PHYSICAL THERAPY</u> | | | |
| Professional Services-PT | \$ 4,000.00 | \$ - | 4,000.00 |
| Professional Service-PT (Elementary) | - | - | - |
| | 4,000.00 | - | 4,000.00 |
| <u>62190-EXTENDED SCHOOL YEAR</u> | | | |
| Teacher Salary | \$ 6,000.00 | \$ - | 6,000.00 |
| Social Security | \$ 372.00 | \$ - | 372.00 |
| Medicare | \$ 87.00 | \$ - | 87.00 |

| | | | |
|--|--------------|--------------|------------|
| Worker's Compensation | \$ 47.00 | \$ - | 47.00 |
| Unemployment Compensation | \$ 84.00 | \$ - | 84.00 |
| | 6,590.00 | - | 6,590.00 |
| <u>62200-SUPPORT SERVICES-TECHNOLOGY</u> | | | |
| ProfServices-Computer Tech Support | \$ 10,000.00 | \$ 3,559.95 | 6,440.05 |
| Computer Related Hrdw/Supplies | - | - | - |
| Equipment & Furniture/Fixtures < \$5,000 | - | - | - |
| | 10,000.00 | 3,559.95 | 6,440.05 |
| <u>62213-INSTRUCTIONAL STAFF TRAINING</u> | | | |
| Contract ProfDev Teacher | \$ 14,000.00 | \$ 10,457.00 | 3,543.00 |
| Contract ProfDev-Paras | \$ 2,000.00 | \$ 1,162.49 | 837.51 |
| Training - Prof Dev Teacher | \$ 2,500.00 | \$ 9,630.00 | (7,130.00) |
| Training - Prof Dev Para | \$ 1,000.00 | \$ 308.28 | 691.72 |
| Prof Dev-Travel | \$ 200.00 | \$ 106.40 | 93.60 |
| | 19,700.00 | 21,664.17 | (1,964.17) |
| <u>62222-LIBRARY SERVICES</u> | | | |
| Salary | \$ 42,570.00 | \$ 45,092.00 | (2,522.00) |
| Teacher Stipends | \$ - | \$ 1,910.00 | (1,910.00) |
| Health Benefits | \$ 13,428.00 | \$ 13,540.32 | (112.32) |
| Dental Benefits | \$ 555.00 | \$ 502.40 | 52.60 |
| Social Security | \$ 2,639.00 | \$ 2,777.42 | (138.42) |
| Medicare | \$ 617.00 | \$ 649.58 | (32.58) |
| Worker's Compensation | \$ 336.00 | \$ 371.30 | (35.30) |
| Unemployment Compensation | \$ 112.00 | \$ 1.39 | 110.61 |
| Disability Insurance | \$ 230.00 | \$ 284.16 | (54.16) |
| Flex Plan Fees | \$ 45.00 | \$ 45.00 | - |
| General Supplies | \$ 2,000.00 | \$ 859.86 | 1,140.14 |
| Repair Supplies (Library Upgrade) | \$ 750.00 | \$ 191.37 | 558.63 |
| Books & Periodicals | \$ 5,000.00 | \$ 3,672.19 | 1,327.81 |
| Audiovisual Materials | \$ 500.00 | \$ - | 500.00 |
| Computer Software | \$ 3,000.00 | \$ 2,603.00 | 397.00 |
| Equipment & Furniture/Fixtures < \$5,000 | \$ 12,000.00 | \$ - | 12,000.00 |
| | 83,782.00 | 72,499.99 | 11,282.01 |
| <u>62310-SCHOOL BOARD</u> | | | |
| School Director's Salaries | \$ 2,850.00 | \$ 2,992.50 | (142.50) |
| Board Clerk | \$ 450.00 | \$ - | 450.00 |
| Social Security | \$ 205.00 | \$ 185.54 | 19.46 |
| Medicare | \$ 48.00 | \$ 43.42 | 4.58 |
| Worker's Compensation | \$ 26.00 | \$ 23.63 | 2.37 |
| Unemployment Compensation | \$ 6.00 | \$ - | 6.00 |
| Criminal Record Check Reimb | \$ 1,000.00 | \$ 174.00 | 826.00 |
| Audit Services | \$ 4,000.00 | \$ 4,000.00 | - |
| Training - Prof Dev | \$ 300.00 | \$ 125.00 | 175.00 |
| Legal Services | \$ 2,000.00 | \$ 1,640.00 | 360.00 |
| Liability Insurance | \$ 8,000.00 | \$ 7,487.00 | 513.00 |
| Advertising | \$ 2,000.00 | \$ 3,305.68 | (1,305.68) |
| General Supplies | \$ 1,500.00 | \$ 908.25 | 591.75 |
| Dues & Fees | \$ 1,500.00 | \$ 1,615.30 | (115.30) |
| | 23,885.00 | 22,500.32 | 1,384.68 |
| <u>62318-NEGOTIATION SERVICES</u> | | | |
| Professional Services-Mediation | 6,000.00 | 481.67 | 5,518.33 |

62321-SUPERINTENDENT'S OFFICE

| | | | |
|-----------------------------|------------|------------|---|
| Assessment of S.U. Services | 164,047.00 | 164,047.00 | - |
|-----------------------------|------------|------------|---|

62410-PRINCIPAL'S OFFICE

| | | | |
|---------------------------|--------------|--------------|------------|
| Principal's Salary | \$ 75,000.00 | \$ 70,000.00 | 5,000.00 |
| Administrative Assistant | \$ 24,848.00 | \$ 27,398.97 | (2,550.97) |
| Substitutes - Admin | \$ 500.00 | \$ 929.80 | (429.80) |
| Benefits Paid in Lieu Of | \$ - | \$ 600.00 | (600.00) |
| Health Benefits | \$ 29,568.00 | \$ 27,019.49 | 2,548.51 |
| Dental Benefits | \$ 555.00 | \$ 502.40 | 52.60 |
| Social Security | \$ 6,222.00 | \$ 5,906.54 | 315.46 |
| Medicare | \$ 1,455.00 | \$ 1,381.34 | 73.66 |
| Retirement Benefits | \$ 994.00 | \$ 1,116.82 | (122.82) |
| Worker's Compensation | \$ 793.00 | \$ 781.58 | 11.42 |
| Unemployment Compensation | \$ 231.00 | \$ 216.74 | 14.26 |
| Disability Insurance | \$ 539.00 | \$ 563.97 | (24.97) |
| Flex Plan Fees | \$ 90.00 | \$ 90.00 | - |
| Professional Services | - | - | - |
| Contract ProfDev | \$ 2,000.00 | \$ 470.00 | 1,530.00 |
| Communications | \$ 5,000.00 | \$ 2,208.25 | 2,791.75 |
| Internet Fees | \$ - | \$ 80.02 | (80.02) |
| Postage | \$ 2,200.00 | \$ 1,087.44 | 1,112.56 |
| Staff Travel | \$ 1,000.00 | \$ 1,737.49 | (737.49) |
| General Supplies | \$ 4,200.00 | \$ 3,197.11 | 1,002.89 |
| Copier Paper | \$ 700.00 | \$ - | 700.00 |
| Computer Software | \$ 1,000.00 | \$ 120.00 | 880.00 |
| Dues & Fees | - | - | - |
| | 156,895.00 | 145,407.96 | 11,487.04 |

62490-TREASURER SERVICES

| | | | |
|-------------------------------------|-----------|-----------|--------|
| Postage | \$ 550.00 | \$ 294.00 | 256.00 |
| General/Office Supplies (envelopes) | \$ 300.00 | \$ - | 300.00 |
| | 850.00 | 294.00 | 556.00 |

62520-FISCAL SERVICES

| | | | |
|----------------------------------|-----------|-------------|------------|
| ProfServ-Software Agreements | \$ - | \$ 2,443.63 | (2,443.63) |
| Payroll/Accounts Payable Share | - | - | - |
| Purchased Service From SU | - | - | - |
| Audit Services | - | - | - |
| General/Office Supplies (checks) | \$ 450.00 | \$ 334.09 | 115.91 |
| Bank Fees | \$ 250.00 | \$ 152.36 | 97.64 |
| Short Term Interest Expense | \$ - | \$ 12.50 | (12.50) |
| | 700.00 | 2,942.58 | (2,242.58) |

62600-BUILDING OPERATIONS & MAINTENANCE

| | | | |
|--------------------------|--------------|--------------|------------|
| Custodial Wages | \$ 23,694.00 | \$ 30,859.41 | (7,165.41) |
| Facilities Director | \$ 36,792.00 | \$ 39,007.96 | (2,215.96) |
| Substitutes - Custodian | \$ - | \$ 742.40 | (742.40) |
| Benefits Paid in Lieu Of | \$ - | \$ 1,500.00 | (1,500.00) |
| Health Benefits | \$ 18,552.00 | \$ 13,540.32 | 5,011.68 |
| Dental | \$ - | \$ 502.40 | (502.40) |
| Social Security | \$ 3,750.00 | \$ 4,163.76 | (413.76) |
| Medicare | \$ 877.00 | \$ 973.73 | (96.73) |
| Retirement Benefits | \$ 1,472.00 | \$ 2,854.61 | (1,382.61) |
| Worker's Compensation | \$ 478.00 | \$ 569.67 | (91.67) |

| | | | |
|--|--------------|--------------|-------------|
| Unemployment Compensation | \$ 227.00 | \$ 322.78 | (95.78) |
| Disability Insurance | \$ 127.00 | \$ 353.08 | (226.08) |
| Flex Plan Fees | \$ 90.00 | \$ 45.00 | 45.00 |
| Other Prof Services-Includes Water Testing | \$ 900.00 | \$ 461.57 | 438.43 |
| Training - Staff Dev | \$ 200.00 | \$ - | 200.00 |
| Water & Sewage | \$ 1,200.00 | \$ 825.00 | 375.00 |
| Rubbish Removal | \$ 1,500.00 | \$ 1,705.91 | (205.91) |
| Lawn Care Services | \$ 2,500.00 | \$ 2,100.00 | 400.00 |
| Repair & Maintenance | \$ 27,500.00 | \$ 50,079.43 | (22,579.43) |
| Equipment Repair | \$ 6,850.00 | \$ 95.00 | 6,755.00 |
| Copier Lease & Maintenance | \$ 4,800.00 | \$ 3,996.00 | 804.00 |
| Property & Boiler Insurance | \$ 4,600.00 | \$ 4,064.00 | 536.00 |
| Telephone | \$ 2,000.00 | \$ 3,027.23 | (1,027.23) |
| Internet Fees | \$ 14,370.00 | \$ 13,691.94 | 678.06 |
| Staff Travel | \$ 700.00 | \$ 217.89 | 482.11 |
| General Supplies | \$ 9,500.00 | \$ 5,664.42 | 3,835.58 |
| Classroom - F&F | - | - | - |
| Electricity | \$ 29,000.00 | \$ 20,048.95 | 8,951.05 |
| Oil | \$ 29,375.00 | \$ 31,150.11 | (1,775.11) |
| Equipment & Furniture/Fixtures < \$5,000 | \$ 10,000.00 | \$ - | 10,000.00 |
| Equipment >\$5,000 | \$ 3,000.00 | \$ 784.08 | 2,215.92 |
| | 234,054.00 | 233,346.65 | 707.35 |

62711-STUDENT TRANSPORTATION

| | | | |
|--|---------------|---------------|---|
| Prof Serv Reimb - Transportation | \$ 125,000.00 | \$ 125,000.00 | - |
| Student Transportation/Gasoline Increase | - | - | - |
| | 125,000.00 | 125,000.00 | - |

62720-CO CURR TRANSPORTATION

| | | | |
|-----------------------------------|-------------|-------------|------------|
| Transportation | \$ - | \$ 135.60 | (135.60) |
| Repair & Maintenance | \$ 400.00 | \$ 2,159.08 | (1,759.08) |
| Extra Curricular Transportation | \$ 8,500.00 | \$ 4,431.10 | 4,068.90 |
| Enrichment Program-Transportation | \$ - | \$ 466.00 | (466.00) |
| | 8,900.00 | 7,191.78 | 1,708.22 |

65210-PRIOR YEAR ADJUSTMENTS

| | | | |
|---|---|----------|------------|
| Prior Year Excess Fuel | - | 2,094.96 | (2,094.96) |
| Prior Year Transportation | - | 131.04 | (131.04) |
| Prior Year Supplies | - | 20.30 | (20.30) |
| Prior Year Professional Services | - | 150.00 | (150.00) |
| Prior Year Tuition-VT Private/Independent | - | 3,022.40 | (3,022.40) |
| Prior Year Tuition-VT LEAs | - | 388.32 | (388.32) |
| | - | 5,807.02 | (5,807.02) |

65390-FUND TRANSFER

| | | | |
|--------------------------|---|---|---|
| Transfer To Reserve Fund | - | - | - |
| | - | - | - |

61200-SPECIAL EDUCATION

| | | | |
|--------------------------------|--------------|--------------|----------|
| Teacher Salary | - | - | - |
| Para Salary | \$ 66,384.00 | \$ 65,171.64 | 1,212.36 |
| Teacher Stipends | - | - | - |
| Substitute - Special Education | \$ 4,500.00 | \$ - | 4,500.00 |
| Benefits Paid in Lieu Of | \$ - | \$ 720.00 | (720.00) |
| Health Benefits | \$ 13,504.00 | \$ 10,195.72 | 3,308.28 |
| Dental | - | - | - |
| Social Security | \$ 4,395.00 | \$ 3,907.76 | 487.24 |

| | | | |
|------------------------------------|-------------------|-------------------|------------------|
| Medicare | \$ 1,028.00 | \$ 913.89 | 114.11 |
| Retirement Benefits | \$ 2,655.00 | \$ 2,635.67 | 19.33 |
| Worker's Compensation | \$ 560.00 | \$ 520.55 | 39.45 |
| Unemployment Compensation | \$ 511.00 | \$ 419.63 | 91.37 |
| Disability Insurance | \$ 358.00 | \$ 367.38 | (9.38) |
| Flex Plan Fees | \$ - | \$ 58.27 | (58.27) |
| Prof Services-Educational | \$ 5,000.00 | \$ - | 5,000.00 |
| Prof Serv Educational Reimb - SpEd | \$ 177,499.00 | \$ 177,499.00 | - |
| Criminal Record Check | \$ 200.00 | \$ - | 200.00 |
| Training - Prof Dev | \$ - | \$ 275.00 | (275.00) |
| Postage | \$ 200.00 | \$ - | 200.00 |
| Advertising | \$ 1,000.00 | \$ - | 1,000.00 |
| Staff Travel | \$ 1,200.00 | \$ - | 1,200.00 |
| General Supplies | \$ 4,500.00 | \$ 851.85 | 3,648.15 |
| Books & Periodicals | \$ 1,750.00 | \$ 800.89 | 949.11 |
| Audio Visuals | \$ 200.00 | \$ 111.71 | 88.29 |
| Manipulatives | \$ 650.00 | \$ 375.04 | 274.96 |
| Computer Software | \$ 500.00 | \$ 527.34 | (27.34) |
| Equipment | \$ 500.00 | \$ - | 500.00 |
| Tuition - Cornerstone 2-6 | \$ 35,887.00 | \$ 28,284.74 | 7,602.26 |
| | <u>322,981.00</u> | <u>293,636.08</u> | <u>29,344.92</u> |

61200-SPECIAL EDUCATION SECONDARY

| | | | |
|------------------------------------|-------------------|-------------------|--------------------|
| Para Salary | \$ 17,772.00 | \$ 16,185.00 | 1,587.00 |
| Health Benefits | \$ 6,752.00 | \$ 6,968.49 | (216.49) |
| Social Security | \$ 1,102.00 | \$ 938.89 | 163.11 |
| Medicare | \$ 258.00 | \$ 219.58 | 38.42 |
| Retirement Benefits | \$ 711.00 | \$ 647.43 | 63.57 |
| Worker's Compensation | \$ 140.00 | \$ 127.86 | 12.14 |
| Unemployment Compensation | \$ 112.00 | \$ 107.17 | 4.83 |
| Disability Insurance | \$ 96.00 | \$ 114.24 | (18.24) |
| Flex Plan Fees | \$ 45.00 | \$ 45.00 | - |
| Prof Services-Educational | \$ - | \$ 58,111.92 | (58,111.92) |
| Tuition-VT Private School | \$ - | \$ - | - |
| Tuition - St J Academy (IS) | \$ 72,240.00 | \$ 72,240.00 | - |
| Tuition-Cornerstone 7-12 | \$ 35,887.00 | \$ 38,817.86 | (2,930.86) |
| Tuition - LEARN 9-12 | \$ - | \$ 1,872.00 | (1,872.00) |
| Tuition-Connecticut River Academy | \$ 30,000.00 | \$ 15,996.58 | 14,003.42 |
| PurchasedServSpEd-From VT LEA | \$ - | \$ 6,769.75 | (6,769.75) |
| PurchServiceSpEd-Independ/OutState | \$ 38,368.00 | \$ 17,281.28 | 21,086.72 |
| Manipulatives | \$ - | \$ - | - |
| | <u>203,483.00</u> | <u>236,443.05</u> | <u>(32,960.05)</u> |

62133-SPED MEDICAL SERVICES

| | | | |
|---------------------------|---|--------|----------|
| Medical Services (Vision) | - | 375.00 | (375.00) |
| | - | 375.00 | (375.00) |

62140-SPED PSYCHOLOGICAL SERVICES

| | | | |
|---|-----------------|------------------|--------------------|
| Professional SVS-Psychological (Secondary) | \$ 2,750.00 | \$ 6,500.00 | (3,750.00) |
| Professional SVS-Psychological (Elementary) | \$ 4,500.00 | \$ 29,799.77 | (25,299.77) |
| | <u>7,250.00</u> | <u>36,299.77</u> | <u>(29,049.77)</u> |

62142-PSYCHOLOGICAL TESTING

| | | | |
|------------------|---|---|---|
| General Supplies | - | - | - |
|------------------|---|---|---|

62144-SPED PSYCHOTHERAPY SERVICES

| | | | |
|---|-----------|-------------|------------|
| Professional SVS-Psychotherapy (Secondary) | \$ - | \$ 3,695.00 | (3,695.00) |
| Professional SVS-Psychotherapy (Elementary) | 10,400.00 | - | 10,400.00 |
| | 10,400.00 | 3,695.00 | 6,705.00 |

62150-SPED SPEECH PATHOLOGY

| | | | |
|------------------------------------|--------------|--------------|-------------|
| Para Salary | - | - | - |
| Social Security | - | - | - |
| Medicare | - | - | - |
| Worker's Compensation | - | - | - |
| Unemployment Compensation | - | - | - |
| Prof Serv Educational Reimb - | | 41,109.95 | (41,109.95) |
| General/Office Supplies | - | 4,409.00 | (4,409.00) |
| Professional Services (Secondary) | \$ 20,000.00 | \$ 28,734.00 | (8,734.00) |
| Professional Services (Elementary) | \$ 32,482.00 | \$ - | 32,482.00 |
| | 52,482.00 | 74,252.95 | (21,770.95) |

62160-SPED OCCUPATIONAL THERAPY

| | | | |
|---|-------------|-------------|----------|
| Professional Services-OT (Secondary) | \$ 7,500.00 | \$ 2,295.00 | 5,205.00 |
| Professional Services-OT (Elementary) | - | - | - |
| Purchased Service From SU-OT (Elementary) | \$ 6,272.00 | \$ 6,942.00 | (670.00) |
| General Supplies - OT | \$ - | \$ 589.59 | (589.59) |
| | 13,772.00 | 9,826.59 | 3,945.41 |

62161-SPED PHYSICAL THERAPY

| | | | |
|--------------------------------------|-------------|---|----------|
| Professional Services-PT (Secondary) | - | - | - |
| Prof Services-PT (Elementary) | - | - | - |
| Professional Services-PT General | \$ 3,500.00 | - | 3,500.00 |
| | 3,500.00 | - | 3,500.00 |

62190-SPED EXTENDED SCHOOL YEAR

| | | | |
|------------------------------------|-------------|-------------|------------|
| Teacher Salary | - | - | - |
| Para Salary | - | - | - |
| Social Security | - | - | - |
| Medicare | - | - | - |
| Worker's Compensation | - | - | - |
| Unemployment Compensation | - | - | - |
| Para Salary | \$ 2,930.00 | \$ - | 2,930.00 |
| Social Security | \$ 182.00 | \$ - | 182.00 |
| Medicare | \$ 42.00 | \$ - | 42.00 |
| Worker's Compensation | \$ 23.00 | \$ - | 23.00 |
| Unemployment Compensation | \$ 41.00 | \$ - | 41.00 |
| Prof Services-Educational | \$ 2,000.00 | \$ - | 2,000.00 |
| Other Student Support Services | \$ - | \$ 2,500.00 | (2,500.00) |
| PurchServiceSpEd-Independ/OutState | - | - | - |
| | 5,218.00 | 2,500.00 | 2,718.00 |

62213-SPED STAFF TRAINING

| | | | |
|----------------------------|-------------|-----------|----------|
| Contract ProfDev-Teacher | - | - | - |
| Contract ProfDev-Para | \$ 1,000.00 | \$ - | 1,000.00 |
| Trgn/ProfDev for Teachers | - | - | - |
| Training - Prof Dev - Para | \$ - | \$ 971.30 | (971.30) |
| Travel Prof Dev | \$ 250.00 | \$ - | 250.00 |
| | 1,250.00 | 971.30 | 278.70 |

62711-SPED TRANSPORTATION

| | | | |
|-----------------|---|---|---|
| Salary-Driver | - | - | - |
| Social Security | - | - | - |

| | | | |
|-----------------------------|--------------|-------------|-----------|
| Medicare | - | - | - |
| Worker's Compensation | - | - | - |
| Unemployment Compensation | - | - | - |
| Transportation (Secondary) | \$ 9,000.00 | \$ 2,327.15 | 6,672.85 |
| Transportation (Elementary) | \$ 43,300.00 | \$ 9,135.24 | 34,164.76 |
| | 52,300.00 | 11,462.39 | 40,837.61 |

62480-EEE PROF SERV EDUCATIONAL REIMB

| | | | |
|---------------------------------|---|-----------|-------------|
| EEE Prof Serv Educational Reimb | - | 16,242.00 | (16,242.00) |
|---------------------------------|---|-----------|-------------|

65210 SPED PRIOR YEAR ADJUSTMENTS

| | | | |
|----------------------------------|---|-----------|-------------|
| Tuition - VT Private/Independent | - | 22,795.00 | (22,795.00) |
|----------------------------------|---|-----------|-------------|

EEI-PRE K (SUBGRANT)

| | | | |
|---------------------------|------|-------------|------------|
| Teacher Salary | \$ - | \$ 4,661.67 | (4,661.67) |
| Benefits Paid-In-Lieu-Of | \$ - | \$ 150.18 | (150.18) |
| Social Security | \$ - | \$ 298.38 | (298.38) |
| Medicare | \$ - | \$ 69.82 | (69.82) |
| Worker's Compensation | \$ - | \$ 37.98 | (37.98) |
| Unemployment Compensation | \$ - | \$ 4.07 | (4.07) |
| Disability Insurance | \$ - | \$ 28.44 | (28.44) |
| | - | 5,250.54 | (5,250.54) |

TITLE I (SUBGRANT)

| | | | |
|------------------------------------|--------------|--------------|-------------|
| Teacher Salary | \$ 21,285.00 | \$ 21,710.53 | (425.53) |
| Health Benefits | \$ 3,416.00 | \$ 3,444.20 | (28.20) |
| Dental Benefits | \$ 278.00 | \$ 251.20 | 26.80 |
| Social Security | \$ 1,320.00 | \$ 1,261.80 | 58.20 |
| Medicare | \$ 309.00 | \$ 295.09 | 13.91 |
| Worker's Compensation | \$ 168.00 | \$ 171.59 | (3.59) |
| Unemployment Compensation | \$ 112.00 | \$ - | 112.00 |
| Disability Insurance | \$ 115.00 | \$ 136.80 | (21.80) |
| Flex Plan Fees | \$ 45.00 | \$ 22.55 | 22.45 |
| Purchased Title I Services from SU | \$ - | \$ 39,749.00 | (39,749.00) |
| | 27,048.00 | 67,042.76 | (39,994.76) |

63100-FOOD PROGRAM

| | | | |
|------------------------------|--------------|--------------|----------|
| Food Service Wage | - | - | - |
| Substitutes - Food Service | - | - | - |
| Health Benefits | - | - | - |
| Social Security | - | - | - |
| Medicare | - | - | - |
| Retirement Contributions | - | - | - |
| Worker's Compensation | - | - | - |
| Unemployment Compensation | - | - | - |
| Flex Plan Fees | - | - | - |
| Training - Prof Dev | - | - | - |
| Repair & Maintenance | - | - | - |
| Food Service Management | \$ 77,100.00 | \$ 67,151.54 | 9,948.46 |
| Staff Travel | - | - | - |
| General Supplies | \$ 250.00 | \$ - | 250.00 |
| Hot Lunch Equipment Supplies | \$ 1,250.00 | \$ - | 1,250.00 |
| Bottled Gas | \$ 1,000.00 | \$ 1,172.86 | (172.86) |
| Food | - | - | - |
| Computer Software | - | - | - |
| Equipment | - | - | - |

| | | | |
|--|---------------------|---------------------|--------------------|
| | 79,600.00 | 68,324.40 | 11,275.60 |
| TOTAL GENERAL FUND EXPENDITURES | 4,235,886.00 | 4,258,146.75 | (22,260.75) |
| TRANSFER TO RESERVES | | - | |
| <i>(Add back as Not Actual Budgeted Exp)</i> | | | |
| PROJECTED SURPLUS/ (DEFICIT) FY 2015 | - | 70,625.74 | |

The ECSU and its Districts are audited on an annual basis by an outside certified public accounting firm. For the school year 14-15 Angolano & Company, Certified Public Accountants of Shelburne, VT performed the audit. A team of four to five auditors spends approximately 3-5 days on site and additional documentation is sent directly to them for review. The audit examines the evidence that supports the amounts and disclosures in the financial statements provided by ECSU and each district. It also assesses the accounting principles and procedures utilized by all entities. There audits were performed for 2015 but the results were not available by the printing deadline.





Waterford Town School District Treasurer's Report

| | AGENCY | Revenue Anticipation Note | Reserve Fund |
|---|---|---|---|
| | Passumpsic Savings (Muni-Operating Ckg Account)** | Passumpsic Savings Bank (Investment Acct) | Passumpsic Saving Bank (Hi- Yield Checking) |
| JUNE STATEMENT BAL as of 6/30/14: | \$ 442,267.72 | \$ 1,532.15 | \$ 744,959.40 |
| RAN Account Opened 7/1/14 | | \$ 620,609.93 | |
| Revenue received | \$ 4,310,935.06 | \$ - | \$ - |
| Bank Interest | \$ 839.97 | \$ 16,997.46 | \$ 858.64 |
| Bank Fees Paid | \$ (164.86) | \$ - | \$ - |
| Expenditures Paid | \$ (4,268,807.81) | \$ (635,748.46) | \$ - |
| RAN Interest to General Fund | \$ 3,391.08 | \$ (3,391.08) | \$ - |
| Kitchen Equipment - Reserve | \$ 14,319.92 | | \$ (14,319.92) |
| Repairs and Maintenance - Reserve | \$ 8,000.00 | | \$ (8,000.00) |
| Repairs and Maintenance - Reserve | \$ 5,020.88 | | \$ (5,020.88) |
| Transferred To Reserves FY14 Surplus | \$ (123,166.16) | \$ - | \$ 123,166.16 |
| Adjustment to Cash - Checks outstanding as of 6/30/14 | \$ (158,757.80) | | |
| | \$ - | \$ - | \$ - |
| JUNE STATEMENT BAL as of 6/30/15: | \$ 233,878.00 | \$ 0.00 | \$ 841,643.40 |
| LOC Account Opened 7/1/15 | | \$ 618,751.00 | |
| Revenue received | \$ 2,994,039.55 | | |
| Bank Interest Earned | \$ 567.71 | | \$ 368.36 |
| RAN Interest Transferred to General Fund | | | |
| Bank Fees | \$ (75.00) | | |
| Repairs and Maintenance - Reserve | \$ 125,058.12 | | \$ (125,058.12) |
| Expenditures Paid | \$ (1,185,470.99) | \$ (335,000.00) | |
| December 31, 2015 outstanding checks: | \$ (19,193.74) | | |
| DECEMBER STATEMENT BAL as of 12/31/15: | \$ 2,148,803.65 | \$ 283,751.00 | \$ 716,953.64 |
| ESTIMATED BALANCE 6/30/16 | | | \$ 716,953.64 |

Waterford School District - FY15 Salaries

| | <u>Employee</u> | <u>Position</u> | <u>Salaries</u> |
|-----------|-----------------|------------------------------|----------------------|
| Patricia | Desrochers | Admin Assistant | \$ 27,398.97 |
| Georgette | Moyse | After School Program/Tutor | \$ 2,981.37 |
| Roxanne | Roberts | After School Program/Tutor | \$ 1,600.00 |
| Melissa | Rosato | After School Program/Tutor | \$ 640.55 |
| Elliot | Stafford | After School Program/Tutor | \$ 681.00 |
| Hillary | Stone | After School Program/Tutor | \$ 399.26 |
| Donald | Torres | After School Program/Tutor | \$ 340.00 |
| | | | \$ 6,642.18 |
| Danielle | Limoges | Assistant to the Nurse | \$ 23,413.44 |
| John | Baker | Custodian | \$ 24,669.44 |
| Kevin | Colby | Custodian | \$ 39,007.96 |
| Dennis | Merrill | Custodian | \$ 2,847.67 |
| Georgette | Moyse | Custodian | \$ 4,842.30 |
| | | | \$ 71,367.37 |
| Carol | Rossi | Guidance | \$ 23,313.00 |
| Lisa | Brown | Librarian/Technology Support | \$ 47,002.00 |
| Deborah | Doyon | Nurse | \$ 17,185.00 |
| Carolynne | Achilles | Paraeducator | \$ 19,214.00 |
| Kathleen | Bales | Paraeducator | \$ 10,388.60 |
| Alisa | Belknap | Paraeducator | \$ 17,514.98 |
| Nicole | Brockney | Paraeducator | \$ 15,947.71 |
| Deborah | Caldwell | Tutor | \$ 31,010.00 |
| James | Davis | Paraeducator | \$ 6,082.94 |
| Deborah | Ferland-Lehmann | Paraeducator | \$ 19,555.22 |
| Jesse | Holden | Paraeducator | \$ 16,185.00 |
| Nancy | Jablonski | Paraeducator | \$ 16,091.76 |
| Donahue | Melanie | Paraeducator | \$ 3,849.51 |
| Georgette | Moyse | Paraeducator | \$ 19,221.41 |
| Lauren | Ruffner | Paraeducator | \$ 90.11 |
| Sally | Sherrard | Paraeducator | \$ 15,914.13 |
| Elliot | Stafford | Paraeducator | \$ 16,642.32 |
| Wendy | Stein | Paraeducator | \$ 4,289.70 |
| Janice | Trottier | Paraeducator | \$ 21,856.69 |
| | | | \$ 233,854.08 |
| Kelley | Brooks | Principal | \$ 70,600.00 |
| Robert | Begin | School Board | \$ 570.00 |
| Kurt | Billig | School Board | \$ 712.50 |
| Heather | Gonyaw | School Board | \$ 570.00 |
| Mary-Em | Saar | School Board | \$ 570.00 |
| Kimberly | Willey | School Board | \$ 570.00 |
| | | | \$ 2,992.50 |

Waterford School District - FY15 Salaries

| <u>Employee</u> | | <u>Position</u> | <u>Salaries</u> | |
|---------------------|------------|-----------------------------------|-----------------|---------------------|
| Vicky | Bailey | POA Training Stipend | \$ | 1,525.00 |
| Theresa | Duguay | POA Training Stipend | \$ | 2,050.00 |
| | | | \$ | 3,575.00 |
| | | | | |
| Kathleen | Bales | Substitute | \$ | 1,993.51 |
| Lauren | Belknap | Substitute | \$ | 610.00 |
| Riley | Brooks | Substitute | \$ | 742.40 |
| Catherine | Clement | Substitute | \$ | 440.00 |
| Jennifer | D'Agostino | Substitute | \$ | 396.00 |
| James | Davis | Substitute | \$ | 1,044.00 |
| Roxanne | Galica | Substitute | \$ | 192.00 |
| Ashley | Lawson | Substitute | \$ | 1,380.00 |
| Danielle | Limoges | Substitute | \$ | 520.30 |
| Cheryl | Mathews | Substitute | \$ | 60.00 |
| Cynthia | McKnight | Substitute | \$ | 2,514.00 |
| David | Miller | Substitute | \$ | 4,104.00 |
| Georgette | Moyse | Substitute | \$ | 31.31 |
| Doris | Randall | Substitute | \$ | 1,254.00 |
| Julie | Rayburn | Substitute | \$ | 80.00 |
| Roxanne | Roberts | Substitute | \$ | 1,392.00 |
| Eileen | Rossetti | Substitute | \$ | 564.00 |
| Carol | Rossi | Substitute | \$ | 978.00 |
| Lauren | Ruffner | Substitute | \$ | 468.00 |
| Valerie | Rutledge | Substitute | \$ | 320.00 |
| Sally | Sherrard | Substitute | \$ | 3,017.50 |
| Michelle | Urie | Substitute | \$ | 130.00 |
| | | | \$ | 22,231.02 |
| | | | | |
| Nancy | Brochu | Teacher - Kindergarten | \$ | 53,854.00 |
| Laura | Ceraso | Teacher - Art | \$ | 24,050.00 |
| Emily | Davis | Teacher - Grade 4 | \$ | 33,490.03 |
| Klara | Emmons | Teacher - Reading Recovery | \$ | 43,421.00 |
| Linda | Goyet | Teacher - Grade 2 | \$ | 60,922.55 |
| Nancy | Horton | Teacher - Grade 5 | \$ | 55,932.02 |
| Tracy | Johnk | Teacher - Grade 3 | \$ | 51,762.23 |
| Jenelle | Noble | Teacher - Grade 1 | \$ | 41,753.00 |
| Laurie | Roberts | Teacher - Middle School Science | \$ | 41,753.00 |
| Roxanne | Roberts | Teacher - Physical Education | \$ | 30,056.00 |
| Eileen | Rossetti | Teacher - Music | \$ | 56,115.00 |
| Sandra | Sherburne | Teacher - Special Education | \$ | 48,433.00 |
| Wendy | Stein | Teacher - Pre K | \$ | 36,044.00 |
| Mark | Tucker | Teacher - Special Education | \$ | 50,102.00 |
| Kristen | Whitbread | Teacher - Middle School Humanites | \$ | 33,402.00 |
| Jennifer | Wood | Teacher - Middle School Math | \$ | 58,453.00 |
| | | | \$ | 719,542.83 |
| | | | | |
| FY15 TOTAL SALARIES | | | \$ | 1,269,117.39 |

WATERFORD SCHOOL DISTRICT ANTICIPATED FY17 ENROLLMENT

| | | Paid Tuitions | | | | |
|-----------------------------------|-----|-------------------------|------------------|-----------------------|------------------|----------|
| | | Danville School | Lyndon Institute | St. Johnsbury Academy | White Mtn School | Other |
| K: | 17 | | | | | |
| Grade 1: | 12 | | | | | |
| Grade 2: | 14 | | | | | |
| Grade 3: | 12 | | | | | 1 |
| Grade 4: | 11 | | | | | |
| Grade 5: | 11 | | | | | |
| Grade 6: | 22 | | | | | |
| Grade 7: | 10 | | | | | |
| Grade 8: | 17 | | | | | |
| Grade 9: | | | | 16 | | |
| Grade 10: | | | 2 | 20 | | 1 |
| Grade 11: | | 1 | 1 | 15 | | 1 |
| Grade 12: | | | | 24 | 1 | 3 |
| | 126 | 1 | 3 | 75 | 1 | 6 |
| Elementary: 100 Secondary: 112 | | Total paid tuitions: 86 | | | | |
| | | \$15,225 | \$17,472 | \$16,170 | \$15,750 | Multiple |
| TOTAL: | 212 | Budgeted FY17 Tuition | | | | |



ESSEX-CALEDONIA SUPERVISORY UNION FY 2017 BOARD APPROVED 1/11/16

| | | Total ECSU Local: | | \$ 504,124 | \$ 569,253 | \$ 65,129 | |
|-------------|--------|--|---|---------------------|------------------------------------|---------------------|--|
| | | Total Shared Costs: | | \$ 1,393,306 | \$ 1,254,401 | \$ (138,905) | |
| | | TOTAL COSTS: | | \$ 1,897,430 | \$ 1,823,654 | \$ (73,776) | |
| Function | Object | Description | % | Current FY16 | Budget Proposed Budget FY 17 | Difference | |
| 2200 | | SUPPORT SERVICES: TECHNOLOGY | | | | | |
| | 330 | Copier Maintenance Agreement | | \$ - | \$ - | \$ - | |
| | 432 | Tech Related Repairs & Maint. | | \$ 2,700 | \$ 17,700 | \$ 15,000 | |
| | 610 | Supplies-Toner/Ink | | \$ 4,000 | \$ 4,000 | \$ - | |
| | 670 | Computer Software | | \$ 400 | \$ 400 | \$ - | |
| | 672 | Computer Related Hardware/Supl | | \$ 300 | \$ 300 | \$ - | |
| | 730 | Computer Equipment | | \$ 1,200 | \$ 1,200 | \$ - | |
| | | | | \$ 8,600 | \$ 23,600 | \$ 15,000 | |
| 2310 | | SUPPORT SERVICES: SUPERVISORY UNION | | | | | |
| | 114 | S.U. Board-Minutes Clerk | | \$ 589 | \$ 610 | \$ 21 | |
| | 220 | Social Security | | \$ 37 | \$ 38 | \$ 1 | |
| | 221 | Medicare | | \$ 9 | \$ 9 | \$ 0 | |
| | 250 | Worker's Compensation | | \$ 5 | \$ 5 | \$ 0 | |
| | 260 | Unemployment Compensation | | \$ 13 | \$ 13 | \$ 0 | |
| | 310 | Administrative Purchased Services | | \$ - | \$ - | \$ - | |
| | 330 | Prof Services-Contracted | | \$ - | \$ - | \$ - | |
| | 341 | Audit Services | | \$ 6,500 | \$ 18,000 | \$ 11,500 | |
| | 540 | Advertising/incls. School Spring Share | | \$ - | \$ - | \$ - | |
| | | | | \$ 7,152 | \$ 18,675 | \$ 11,523 | |
| 2321 | | SUPERINTENDENT'S OFFICE | | | | | |
| | 110 | Superintendent Office Wages | | \$ 136,403 | \$ 152,058 | \$ 15,655 | |
| | | Admin Assistant/HR Wage | | \$ - | \$ - | \$ - | |
| | 199 | Supplemental Benefits | | \$ 600 | \$ 600 | \$ - | |
| | 210 | Health Benefits | | \$ 39,915 | \$ 47,854 | \$ 7,939 | |
| | 211 | Dental Benefits | | \$ 1,045 | \$ 1,029 | \$ (16) | |
| | 220 | Social Security | | \$ 8,457 | \$ 9,428 | \$ 971 | |
| | 221 | Medicare | | \$ 1,978 | \$ 2,205 | \$ 227 | |
| | 240 | Retirement Benefits | | \$ 1,610 | \$ 2,002 | \$ 393 | |
| | 250 | Worker's Compensation | | \$ 1,078 | \$ 1,201 | \$ 124 | |
| | 260 | Unemployment Compensation | | \$ 352 | \$ 352 | \$ - | |
| | 290 | Disability Benefit | | \$ 668 | \$ 745 | \$ 77 | |
| | 291 | Flex Plan Fees | | \$ 90 | \$ 90 | \$ - | |
| | 330 | Criminal Records Check | | \$ 500 | \$ 500 | \$ - | |
| | 339 | Training - Prof Dev | | \$ 3,600 | \$ 3,600 | \$ - | |
| | 522 | Liability Insurance (Includes Bond) | | \$ 2,000 | \$ 2,000 | \$ - | |
| | 530 | Smart Phone Service | | \$ - | \$ - | \$ - | |
| | 531 | Internet Service | | \$ - | \$ - | \$ - | |
| | 580 | Staff Travel | | \$ 7,200 | \$ 7,200 | \$ - | |
| | 588 | Travel - Prof Dev | | \$ 300 | \$ 300 | \$ - | |
| | 610 | Office Supplies | | \$ 3,500 | \$ 3,500 | \$ - | |
| | 810 | Dues & Fees | | \$ 4,000 | \$ 4,000 | \$ - | |
| | | | | \$ 213,295 | \$ 238,664 | \$ 25,368 | |

| Function | Object | Description | % | Current FY16 | Budget FY 17 | Proposed Budget FY 17 | Difference | |
|---|--------|---|-------|-----------------|-----------------|--------------------------|------------|--|
| | | | | | | | | |
| 2520 | | FISCAL SERVICES | | | | | | |
| | 111 | Business Office Wages | | \$ 132,140 | \$ 143,320 | \$ 11,180 | | |
| | 112 | AP/Payroll/Bookkeeper | | \$ - | \$ - | \$ - | | |
| | 116 | Human Resources Wage | 0.00% | \$ - | \$ - | \$ - | | |
| | 113 | Payroll Clerk Wage | | \$ - | \$ - | \$ - | | |
| | 114 | Accounts Payable Clerk Wage | | \$ - | \$ - | \$ - | | |
| | 210 | Health Benefits | | \$ 36,473 | \$ 35,839 | \$ (634) | | |
| | 211 | Dental Benefits | | \$ 697 | \$ 1,544 | \$ 847 | | |
| | 220 | Social Security | | \$ 8,193 | \$ 8,886 | \$ 693 | | |
| | 221 | Medicare | | \$ 1,916 | \$ 2,078 | \$ 162 | | |
| | 240 | Retirement Benefits | | \$ 5,286 | \$ 6,333 | \$ 1,047 | | |
| | 250 | Worker's Compensation | | \$ 1,044 | \$ 1,132 | \$ 88 | | |
| | 260 | Unemployment Compensation | | \$ 704 | \$ 528 | \$ (176) | | |
| | 290 | Disability Benefit | | \$ 647 | \$ 702 | \$ 55 | | |
| | 291 | Flex Plan Fees | | \$ 135 | \$ 90 | \$ (45) | | |
| | 330 | Prof Serv-Computer Tech Support | | \$ - | \$ - | \$ - | | |
| | 330 | Prof Serv-Tyler Tech/TCP | | \$ 33,500 | \$ 33,500 | \$ - | | |
| | 370 | Annual Audit | | \$ - | \$ - | \$ - | | |
| | 339 | Training - Prof Dev | | \$ 2,300 | \$ 2,300 | \$ - | | |
| | 580 | Staff Travel | | \$ 1,500 | \$ 1,500 | \$ - | | |
| | 588 | Travel - Prof Dev | | \$ 1,000 | \$ 1,000 | \$ - | | |
| | 610 | Office Supplies | | \$ 3,500 | \$ 3,500 | \$ - | | |
| | 730 | Computer Equipment | | \$ - | \$ - | \$ - | | |
| | 810 | Dues & Fees | | \$ 1,500 | \$ 1,500 | \$ - | | |
| | 819 | Bank Fees | | \$ 250 | \$ 250 | \$ - | | |
| | | | | \$ 230,784 | \$ 244,002 | \$ 13,218 | | |
| | | | | | | | | |
| 2600 | | BLDG OPERATION & MAINTENANCE | | | | | | |
| | 116 | Custodial Wage | | \$ 3,024 | \$ 3,041 | \$ 17 | | |
| | 220 | Social Security | | \$ 187 | \$ 189 | \$ 1 | | |
| | 221 | Medicare | | \$ 44 | \$ 44 | \$ 0 | | |
| | 250 | Worker's Compensation | | \$ 24 | \$ 24 | \$ 0 | | |
| | 260 | Unemployment Compensation | | \$ 67 | \$ 67 | \$ 0 | | |
| | 330 | Copier Maintenance Agreement | | \$ - | \$ - | \$ - | | |
| | 421 | Rubbish Removal | | \$ 900 | \$ 900 | \$ - | | |
| | 430 | Equipment Repair | | \$ 1,200 | \$ 1,200 | \$ - | | |
| | 441 | Office Rental | | \$ 18,000 | \$ 18,000 | \$ - | | |
| | 530 | Telephone | | \$ 2,679 | \$ 2,679 | \$ - | | |
| | 531 | Internet Service | | \$ 1,068 | \$ 1,068 | \$ - | | |
| | 535 | Postage | | \$ 6,250 | \$ 6,250 | \$ - | | |
| | 540 | Advertising | | \$ 600 | \$ 600 | \$ - | | |
| | 610 | Custodial Supplies | | \$ 1,500 | \$ 1,500 | \$ - | | |
| | 622 | Electricity | | \$ 3,500 | \$ 3,500 | \$ - | | |
| | 624 | Fuel | | \$ 4,750 | \$ 4,750 | \$ - | | |
| | 730 | Equipment | | \$ 500 | \$ 500 | \$ - | | |
| | 800 | Copier Fund | | \$ - | \$ - | \$ - | | |
| | | | | \$ 44,293 | \$ 44,312 | \$ 19 | | |
| | | | | | | | | |
| Shared Costs and District Specific Costs Begin Below | | | | | | | | |

| Function | Object | Description | % | Current FY16 | Budget FY 17 | Proposed Budget FY 17 | Difference | |
|-------------|--------|--|---|-----------------|-----------------|--------------------------|------------|--|
| 2160 | | SHARED EMPLOYEE: Speech | | | | | | |
| | 110 | Salary | | \$ 86,444 | \$ 89,470 | \$ 3,026 | | |
| | 210 | Health Benefits | | \$ 10,036 | \$ 10,828 | \$ 793 | | |
| | 211 | Dental | | \$ 697 | \$ 617 | \$ (79) | | |
| | 220 | Social Security | | \$ 5,360 | \$ 5,547 | \$ 188 | | |
| | 221 | Medicare | | \$ 1,253 | \$ 1,297 | \$ 44 | | |
| | 240 | Retirement Benefits | | \$ - | \$ - | \$ - | | |
| | 250 | Worker's Compensation | | \$ 683 | \$ 707 | \$ 24 | | |
| | 260 | Unemployment Compensation | | \$ 352 | \$ 352 | \$ - | | |
| | 290 | Disability Benefit | | \$ 424 | \$ 438 | \$ 15 | | |
| | 291 | Flex Plan | | \$ 90 | \$ 90 | \$ - | | |
| | 339 | Training-ProfDev | | \$ 1,500 | \$ 1,500 | \$ - | | |
| | 580 | Staff Travel | | \$ 1,750 | \$ 1,750 | \$ - | | |
| | 588 | Travel-ProfDev | | \$ 300 | \$ 300 | \$ - | | |
| | 610 | Supplies | | \$ - | \$ - | \$ - | | |
| | | | | \$ 108,888 | \$ 112,897 | \$ 4,010 | | |
| 2160 | | SHARED EMPLOYEE: Occupational Therapist | | | | | | |
| | 110 | Salary-OccupTherapist | | \$ 74,580 | \$ 77,192 | \$ 2,612 | | |
| | 210 | Health Benefits | | \$ 16,490 | \$ 17,792 | \$ 1,303 | | |
| | 211 | Dental | | \$ 580 | \$ 515 | \$ (66) | | |
| | 220 | Social Security | | \$ 4,624 | \$ 4,786 | \$ 162 | | |
| | 221 | Medicare | | \$ 1,081 | \$ 1,119 | \$ 38 | | |
| | 240 | Retirement Benefits | | \$ 2,983 | \$ 3,088 | \$ 104 | | |
| | 250 | Worker's Compensation | | \$ 589 | \$ 610 | \$ 21 | | |
| | 260 | Unemployment Compensation | | \$ 176 | \$ 176 | \$ - | | |
| | 290 | Disability Benefit | | \$ 365 | \$ 378 | \$ 13 | | |
| | 291 | Flex Plan | | \$ 45 | \$ 45 | \$ - | | |
| | 339 | Training-ProfDev | | \$ 1,500 | \$ 1,500 | \$ - | | |
| | 580 | Staff Travel | | \$ 1,750 | \$ 1,750 | \$ - | | |
| | 588 | Travel-ProfDev | | \$ 300 | \$ 300 | \$ - | | |
| | 610 | Supplies | | \$ - | \$ - | \$ - | | |
| | | | | \$ 105,064 | \$ 109,251 | \$ 4,187 | | |
| 1100 | | SHARED EMPLOYEE: ELL | | | | | | |
| | 110 | Salary-ELL | | \$ 8,392 | \$ - | \$ (8,392) | | |
| | 210 | Health Benefits | | \$ 4,435 | \$ - | \$ (4,435) | | |
| | 211 | Dental | | \$ 116 | \$ - | \$ (116) | | |
| | 220 | Social Security | | \$ 520 | \$ - | \$ (520) | | |
| | 221 | Medicare | | \$ 122 | \$ - | \$ (122) | | |
| | 240 | Retirement Benefits | | \$ - | \$ - | \$ - | | |
| | 250 | Worker's Compensation | | \$ 66 | \$ - | \$ (66) | | |
| | 260 | Unemployment Compensation | | \$ 176 | \$ - | \$ (176) | | |
| | 290 | Disability Benefit | | \$ 41 | \$ - | \$ (41) | | |
| | 291 | Flex Plan | | \$ 45 | \$ - | \$ (45) | | |
| | | | | \$ 13,914 | \$ - | \$ (13,914) | | |
| 2711 | | TRANSPORTATION | | | | | | |
| | 519 | Transportation (Bus Contract) | | \$ 380,900 | \$ 380,900 | \$ - | | |

| Function | Object | Description | % | Current FY16 | Budget FY 17 | Proposed Budget FY 17 | Difference | |
|-------------|--------|---|---|-----------------|-----------------|--------------------------|------------|--|
| | | | | | | | | |
| | | Transportation Services: Maidstone | | | | | | |
| | 118 | Bus Driver Salary | | \$ 10,003 | \$ 13,879 | \$ 3,876 | | |
| | 120 | Driver Subs | | \$ 500 | \$ 500 | \$ - | | |
| | 220 | Social Security | | \$ 620 | \$ 861 | \$ 240 | | |
| | 221 | Medicare | | \$ 145 | \$ 201 | \$ 56 | | |
| | 250 | Worker's Compensation | | \$ 79 | \$ 110 | \$ 31 | | |
| | 260 | Unemployment Compensation | | \$ 176 | \$ 176 | \$ - | | |
| | 290 | Disability Benefit | | \$ 49 | \$ 68 | \$ 19 | | |
| | 430 | Repair to Vehicles | | \$ 3,000 | \$ 3,000 | \$ - | | |
| | 524 | Pupil Transportation Insurance | | \$ 750 | \$ 750 | \$ - | | |
| | 626 | Fuel | | \$ 5,000 | \$ 5,000 | \$ - | | |
| | | | | \$ 401,222 | \$ 405,445 | \$ 4,222 | | |
| | | | | | | | | |
| 2310 | | AUDIT SERVICES | | | | | | |
| | 341 | Audit Services | | \$ 24,000 | \$ 63,200 | \$ 39,200 | | |
| | | | | \$ 24,000 | \$ 63,200 | \$ 39,200 | | |
| | | | | | | | | |
| 2130 | | HEALTH SERVICES | | | | | | |
| | | CONCORD - NURSE | | | | | | |
| | 110 | Salary-Nurse | | \$ 53,300 | \$ - | \$ (53,300) | | |
| | 120 | Substitute | | \$ 500 | \$ - | \$ (500) | | |
| | 210 | Health Benefits | | \$ 19,630 | \$ - | \$ (19,630) | | |
| | 211 | Dental Benefits | | \$ 580 | \$ - | \$ (580) | | |
| | 220 | Social Security | | \$ 3,305 | \$ - | \$ (3,305) | | |
| | 221 | Medicare | | \$ 773 | \$ - | \$ (773) | | |
| | 232 | VSTRS OPEB Payment | | \$ 1,150 | \$ - | \$ (1,150) | | |
| | 250 | Worker's Compensation | | \$ 421 | \$ - | \$ (421) | | |
| | 260 | Unemployment Compensation | | \$ 176 | \$ - | \$ (176) | | |
| | 290 | Disability Benefit | | \$ 261 | \$ - | \$ (261) | | |
| | 291 | Flex Plan | | \$ 45 | \$ - | \$ (45) | | |
| | | | | \$ 80,141 | \$ - | \$ (80,141) | | |
| | | | | | | | | |
| 1200 | | SPECIAL EDUCATION | | | | | | |
| | | Behavior Specialist: Concord/Waterford | | | | | | |
| | 110 | Salary-SPED | | \$ 56,491 | \$ 58,469 | \$ 1,978 | | |
| | 210 | Health Benefits | | \$ 19,630 | \$ 21,181 | \$ 1,551 | | |
| | 211 | Dental | | \$ 580 | \$ 515 | \$ (66) | | |
| | 220 | Social Security | | \$ 3,502 | \$ 3,625 | \$ 123 | | |
| | 221 | Medicare | | \$ 819 | \$ 848 | \$ 29 | | |
| | 232 | VSTRS OPEB Payment | | \$ 1,150 | \$ 1,150 | \$ - | | |
| | 240 | Retirement Benefits | | \$ - | \$ - | \$ - | | |
| | 250 | Worker's Compensation | | \$ 446 | \$ 462 | \$ 16 | | |
| | 260 | Unemployment Compensation | | \$ 176 | \$ 176 | \$ - | | |
| | 290 | Disability Benefit | | \$ 277 | \$ 287 | \$ 10 | | |
| | 291 | Flex Plan | | \$ 45 | \$ 45 | \$ - | | |
| | 580 | Staff Travel | | \$ 1,000 | \$ 1,000 | \$ - | | |
| | | | | \$ 84,117 | \$ 87,757 | \$ 3,639 | | |
| | | | | | | | | |
| | | CONCORD | | | | | | |
| | 110 | Salary-SPED | | \$ 144,013 | \$ 90,587 | \$ (53,426) | | |

| Function | Object | Description | % | Current Budget FY16 | Proposed Budget FY 17 | Difference | |
|----------|--------|---------------------------|---|------------------------|--------------------------|-------------|--|
| | 210 | Health Benefits | | \$ 41,723 | \$ 23,838 | \$ (17,885) | |
| | 211 | Dental | | \$ 1,741 | \$ 1,029 | \$ (712) | |
| | 220 | Social Security | | \$ 8,929 | \$ 5,616 | \$ (3,312) | |
| | 221 | Medicare | | \$ 2,088 | \$ 1,314 | \$ (775) | |
| | 232 | VSTRS OPEB Payment | | \$ 2,300 | \$ 1,150 | \$ (1,150) | |
| | 240 | Retirement Benefits | | \$ - | \$ - | \$ - | |
| | 250 | Worker's Compensation | | \$ 1,138 | \$ 716 | \$ (422) | |
| | 260 | Unemployment Compensation | | \$ 528 | \$ 352 | \$ (176) | |
| | 290 | Disability Benefit | | \$ 706 | \$ 444 | \$ (262) | |
| | 291 | Flex Plan | | \$ 135 | \$ 90 | \$ (45) | |
| | 580 | Staff Travel | | \$ 500 | \$ 500 | \$ - | |
| | | | | \$ 203,800 | \$ 125,636 | \$ (78,165) | |
| | | | | | | | |
| | | WATERFORD | | | | | |
| | 110 | Salary-SPED | | \$ 100,999 | \$ 104,536 | \$ 3,537 | |
| | 117 | Tutor | | \$ 22,700 | \$ 22,700 | \$ - | |
| | 210 | Health Benefits | | \$ 44,088 | \$ 47,571 | \$ 3,483 | |
| | 211 | Dental | | \$ 1,451 | \$ 1,286 | \$ (165) | |
| | 220 | Social Security | | \$ 7,669 | \$ 7,889 | \$ 219 | |
| | 221 | Medicare | | \$ 1,794 | \$ 1,845 | \$ 51 | |
| | 240 | Retirement Benefits | | \$ 908 | \$ 908 | \$ - | |
| | 250 | Worker's Compensation | | \$ 977 | \$ 1,005 | \$ 28 | |
| | 260 | Unemployment Compensation | | \$ 528 | \$ 528 | \$ - | |
| | 290 | Disability Benefit | | \$ 606 | \$ 623 | \$ 17 | |
| | 291 | Flex Plan | | \$ 135 | \$ 135 | \$ - | |
| | 580 | Staff Travel | | \$ 375 | \$ 375 | \$ - | |
| | | | | \$ 182,231 | \$ 189,402 | \$ 7,171 | |
| | | | | | | | |
| | | LUNENBURG | | | | | |
| | 110 | Salary-SPED | | \$ 94,111 | \$ 97,408 | \$ 3,297 | |
| | 210 | Health Benefits | | \$ 39,260 | \$ 42,361 | \$ 3,102 | |
| | 211 | Dental | | \$ 1,161 | \$ 1,029 | \$ (132) | |
| | 220 | Social Security | | \$ 5,835 | \$ 6,039 | \$ 204 | |
| | 221 | Medicare | | \$ 1,365 | \$ 1,412 | \$ 48 | |
| | 240 | Retirement Benefits | | \$ - | \$ - | \$ - | |
| | 250 | Worker's Compensation | | \$ 743 | \$ 770 | \$ 26 | |
| | 260 | Unemployment Compensation | | \$ 352 | \$ 352 | \$ - | |
| | 290 | Disability Benefit | | \$ 461 | \$ 477 | \$ 16 | |
| | 291 | Flex Plan | | \$ 90 | \$ 90 | \$ - | |
| | 580 | Staff Travel | | \$ 375 | \$ 375 | \$ - | |
| | | | | \$ 143,753 | \$ 150,314 | \$ 6,561 | |
| | | | | | | | |
| | | GUILDHALL | | | | | |
| | 110 | Salary-SPED | | \$ 22,927 | \$ - | \$ (22,927) | |
| | 210 | Health Benefits | | \$ 9,815 | \$ - | \$ (9,815) | |
| | 211 | Dental | | \$ 290 | \$ - | \$ (290) | |
| | 220 | Social Security | | \$ 1,421 | \$ - | \$ (1,421) | |
| | 221 | Medicare | | \$ 332 | \$ - | \$ (332) | |
| | 240 | Retirement Benefits | | \$ - | \$ - | \$ - | |
| | 250 | Worker's Compensation | | \$ 181 | \$ - | \$ (181) | |
| | 260 | Unemployment Compensation | | \$ 176 | \$ - | \$ (176) | |

[illegible]

| ECSU LOCAL ASSESSMENT - FY 2017 | | | | |
|--|------------------|------------------|------------------|------------------|
| | FY16 | | FY 17 | |
| | \$504,124 | | \$569,253 | |
| Concord | 28.68% | \$144,603 | 29.50% | \$167,950 |
| Granby | 1.22% | \$6,140 | 0.80% | \$4,539 |
| Guildhall | 3.68% | \$18,529 | 3.52% | \$20,048 |
| Kirby | 11.44% | \$57,667 | 10.63% | \$60,523 |
| Lunenburg | 21.94% | \$110,609 | 23.04% | \$131,183 |
| Maidstone | 1.67% | \$8,402 | 1.99% | \$11,348 |
| Victory | 0.90% | \$4,524 | 1.20% | \$6,809 |
| Waterford | 30.48% | \$153,650 | 29.31% | \$166,853 |
| | 100.00% | \$504,124 | 100.00% | \$569,253 |
| **All Fiscal Assessments are included in the ECSU Local Assessment** | | | | |

| Specific District Assessment (SPED/Audit/ELL/Transportation/OT/Nurse/Speech) | | | | |
|---|--------------------|--|--------------------|--|
| | FY 16 | | FY 17 | |
| Concord | \$528,399 | | \$382,979 | |
| Granby | \$6,803 | | \$9,464 | |
| Guildhall | \$90,024 | | \$60,333 | |
| Kirby | \$14,256 | | \$16,743 | |
| Lunenburg | \$299,564 | | \$316,500 | |
| Maidstone | \$27,614 | | \$31,137 | |
| Victory | \$2,777 | | \$6,090 | |
| Waterford | \$423,869 | | \$426,263 | |
| | \$1,393,306 | | \$1,249,509 | |

These assessments are the result of Act 153 of the VT Legislature

| Average Daily Membership Report for 2015-2016 | | |
|---|-------------------|-------------------|
| Resident Disrict | FY16 Total | % of Total |
| Concord | 222 | 29.50% |
| Granby | 6 | 0.80% |
| Guildhall | 26.5 | 3.52% |
| Kirby | 80 | 10.63% |
| Lunenburg | 173.4 | 23.04% |
| Maidstone | 15 | 1.99% |
| Victory | 9 | 1.20% |
| Waterford | 220.55 | 29.31% |
| | 752.45 | 100.00% |
| *ECSU local assessments are based on this percentage* | | |

ESSEX-CALEDONIA S.U.- GENERAL FUND - FY2015
REVENUE/EXPENDITURE REPORT (Unaudited)

| | FY15 Budget | FY15 Actual | Difference |
|--|--------------------|--------------------|-------------------|
| <u>51510-BANK INTEREST</u> | | | |
| Interest Income | - | 592.29 | 592.29 |
| <u>51931-LOCAL ASSESSMENT</u> | - | 592.29 | 592.29 |
| Local Assessment Concord | 133,764.00 | 133,764.00 | - |
| Local Assessment Waterford | 164,047.00 | 164,047.00 | - |
| Local Assessment Lunenburg | 115,956.00 | 115,956.00 | - |
| Local Assessment Guildhall | 18,795.00 | 18,795.00 | - |
| Local Assessment Maidstone | 10,008.00 | 17,233.00 | 7,225.00 |
| Local Assessment Granby | 5,338.00 | 5,338.00 | - |
| Local Assessment Kirby | 60,003.00 | 60,003.00 | - |
| Local Assessment Victory | 7,339.00 | 7,339.00 | - |
| | 515,250.00 | 522,475.00 | 7,225.00 |
| <u>51990- MISC REVENUES</u> | | | |
| Misc-Other Local Revenue | - | 1,457.44 | 1,457.44 |
| <u>54200-INDIRECT RATE-UNRESTRICTED</u> | | | |
| Indirect Rate-Unrestricted | - | 12,805.79 | 12,805.79 |
| <u>55400- PRIOR YEAR ADJUSTMENT</u> | | | |
| Prior Year Adjustment | - | 9,159.71 | 9,159.71 |
| <u>55720-VSBIT REFUND</u> | | | |
| VSBIT Refund | - | 3,030.00 | 3,030.00 |
| TOTAL GENERAL FUND REVENUE | 515,250.00 | 549,520.23 | 34,270.23 |

GENERAL FUND EXPENDITURES

62200-TECHNOLOGY SERVICES

| | | | |
|--------------------------------|-------------|--------------|-------------|
| Computer & Network Maintenance | \$ 2,700.00 | \$ 3,278.26 | (578.26) |
| Supplies-Toner/Ink | \$ 4,000.00 | \$ 13,501.16 | (9,501.16) |
| Computer Software | \$ 400.00 | \$ 6,546.98 | (6,146.98) |
| Computer Equipment | \$ 1,200.00 | \$ 1,911.58 | (711.58) |
| Computer Related Hrdw/Supl | \$ 300.00 | \$ 1,193.63 | (893.63) |
| | 8,600.00 | 26,431.61 | (17,831.61) |

62310-S.U. BOARD

| | | | |
|--|-----------|-------------|------------|
| Minutes Clerk's Salary | \$ 575.00 | \$ - | 575.00 |
| Social Security | \$ 36.00 | \$ - | 36.00 |
| Medicare | \$ 8.00 | \$ - | 8.00 |
| Worker's Compensation | \$ 5.00 | \$ - | 5.00 |
| Unemployment Compensation | \$ 13.00 | \$ - | 13.00 |
| Administrative Purchased Services | \$ - | \$ 1,000.00 | (1,000.00) |
| Prof Services-Contracted | - | 275.00 | (275.00) |
| Training - Prof Dev | - | - | - |
| Audit Services | 6,500.00 | - | 6,500.00 |
| Legal Services | - | - | - |
| Advertising/incls. School Spring Share | - | 1,087.80 | (1,087.80) |

| | 7,137.00 | 2,362.80 | 4,774.20 |
|--|--------------|--------------|-------------|
| <u>62321-SUPERVISORY SERVICES</u> | | | |
| Superintendent Salary | \$ 94,756.00 | \$ 98,971.64 | (4,215.64) |
| Admin Assistant/HR Wage | \$ 39,451.00 | \$ 43,500.00 | (4,049.00) |
| Substitute - Clerical | - | - | - |
| Benefits Pd-In-Lieu-Of | \$ 600.00 | \$ 600.00 | - |
| Health Benefits | \$ 42,918.00 | \$ 43,274.64 | (356.64) |
| Dental Benefits | \$ 1,160.00 | \$ 1,004.88 | 155.12 |
| Social Security | \$ 8,263.00 | \$ 8,381.52 | (118.52) |
| Medicare | \$ 1,932.00 | \$ 1,960.07 | (28.07) |
| Retirement Benefits | \$ 1,578.00 | \$ 1,740.02 | (162.02) |
| Worker's Compensation | \$ 1,053.00 | \$ 1,130.37 | (77.37) |
| Unemployment Compensation | \$ 352.00 | \$ 473.60 | (121.60) |
| Disability Benefit | \$ 653.00 | \$ 707.91 | (54.91) |
| Flex Plan Fees | \$ 90.00 | \$ 90.00 | - |
| Criminal Records Check | \$ 150.00 | \$ 50.00 | 100.00 |
| Training - Prof Dev | \$ 3,600.00 | \$ 3,995.06 | (395.06) |
| Liability Insurance (Includes Bond) | \$ 2,000.00 | \$ - | 2,000.00 |
| Smart Phone Service | \$ - | \$ 1,760.08 | (1,760.08) |
| Internet Service | \$ - | \$ 480.12 | (480.12) |
| Staff Travel | \$ 7,200.00 | \$ 9,061.92 | (1,861.92) |
| Travel - Prof Dev | \$ 300.00 | \$ 3,163.13 | (2,863.13) |
| Office Supplies | \$ 3,000.00 | \$ 5,021.97 | (2,021.97) |
| Dues & Fees | \$ 4,000.00 | \$ 4,224.00 | (224.00) |
| | 213,056.00 | 229,590.93 | (16,534.93) |
| <u>62520- FISCAL SERVICES</u> | | | |
| Business Manager Salary | \$ 64,147.00 | \$ 32,392.68 | 31,754.32 |
| Assist to the Business Mgr Wage | \$ 35,849.00 | \$ 27,262.57 | 8,586.43 |
| Accounts Payable Clerk Wage | \$ 16,598.00 | \$ 36,478.25 | (19,880.25) |
| Overtime | \$ - | \$ 632.15 | (632.15) |
| Benefits Pd-In-Lieu-Of | \$ - | \$ 1,350.00 | (1,350.00) |
| Health Benefits | \$ 18,057.00 | \$ 15,779.64 | 2,277.36 |
| Dental Benefits | \$ 580.00 | \$ 502.44 | 77.56 |
| Social Security | \$ 7,329.00 | \$ 5,884.48 | 1,444.52 |
| Medicare | \$ 1,714.00 | \$ 1,376.18 | 337.82 |
| Retirement Benefits | \$ 4,728.00 | \$ 2,776.53 | 1,951.47 |
| Worker's Compensation | \$ 933.00 | \$ 775.09 | 157.91 |
| Unemployment Compensation | \$ 510.00 | \$ 526.20 | (16.20) |
| Disability Benefit | \$ 579.00 | \$ 279.08 | 299.92 |
| Flex Plan Fees | \$ 90.00 | \$ 45.00 | 45.00 |
| NEMRC & Tech Support | \$ 36,560.00 | \$ 31,174.00 | 5,386.00 |
| Training - Prof Dev | \$ 2,300.00 | \$ 7,517.00 | (5,217.00) |
| Annual Audit | - | - | - |
| Staff Travel | \$ 1,000.00 | \$ 141.55 | 858.45 |
| Travel - Prof Dev | \$ 1,000.00 | \$ 6,951.86 | (5,951.86) |
| General/Office Supplies | \$ 3,500.00 | \$ 1,814.69 | 1,685.31 |
| Dues & Fees | \$ 1,500.00 | \$ 200.00 | 1,300.00 |

| | | | |
|---|-------------------|-------------------|-------------------|
| Bank Fees | \$ 250.00 | \$ 163.04 | 86.96 |
| | 197,224.00 | 174,022.43 | 23,201.57 |
| <u>62521-PAYROLL SERVICES</u> | | | |
| Payroll Clerk Wage | \$ 33,114.00 | \$ 38,635.40 | (5,521.40) |
| Overtime | - | - | - |
| Health Benefits | \$ 8,093.00 | \$ 7,650.82 | 442.18 |
| Dental Benefits | \$ 580.00 | \$ 480.54 | 99.46 |
| Social Security | \$ 2,053.00 | \$ 2,336.63 | (283.63) |
| Medicare | \$ 480.00 | \$ 546.55 | (66.55) |
| Retirement Benefits | \$ 1,325.00 | \$ 1,493.10 | (168.10) |
| Worker's Compensation | \$ 262.00 | \$ 305.25 | (43.25) |
| Unemployment Compensation | \$ 176.00 | \$ 200.02 | (24.02) |
| Disability Benefit | \$ 162.00 | \$ 179.54 | (17.54) |
| Flex Plan Fees | \$ 45.00 | \$ 45.00 | - |
| | 46,290.00 | 51,872.85 | (5,582.85) |
| <u>62600-BUILDING OPERATION</u> | | | |
| Head Custodian/Custodial Wages | \$ 3,024.00 | \$ 2,383.92 | 640.08 |
| Social Security | \$ 187.00 | \$ 147.84 | 39.16 |
| Medicare | \$ 44.00 | \$ 34.58 | 9.42 |
| Worker's Compensation | \$ 24.00 | \$ 18.90 | 5.10 |
| Unemployment Compensation | \$ 67.00 | \$ 70.56 | (3.56) |
| Rubbish Removal | \$ 900.00 | \$ 864.00 | 36.00 |
| Repairs & Maint. of Building/Cust. | \$ 1,200.00 | \$ 1,719.04 | (519.04) |
| Office Rental | \$ 17,400.00 | \$ 17,400.00 | - |
| Telephone Service | \$ 2,679.00 | \$ 2,163.98 | 515.02 |
| Internet Service Agreement | \$ 1,068.00 | \$ 1,177.92 | (109.92) |
| Postage | \$ 6,250.00 | \$ 4,126.67 | 2,123.33 |
| Advertising | \$ 600.00 | \$ 180.00 | 420.00 |
| Custodial Supplies | \$ 1,500.00 | \$ 2,580.10 | (1,080.10) |
| Electricity | \$ 3,500.00 | \$ 2,880.88 | 619.12 |
| Fuel | \$ 4,500.00 | \$ 3,515.66 | 984.34 |
| Equipment < \$5,000 | - | - | - |
| | 42,943.00 | 39,264.05 | 3,678.95 |
| <u>65400-PRIOR YEAR ADJUSTMENT</u> | | | |
| Prior Year Adjustment | - | 1,088.30 | (1,088.30) |
| TOTAL GENERAL FUND EXPENDITURES | 515,250.00 | 524,632.97 | (9,382.97) |
| UNAUDITED SURPLUS/(DEFICIT) FY2015 | | 24,887.26 | |
| AUDITED FUND BALANCE AS FY2014 | | 51,161.93 | |
| UNAUDITED FUND BALANCE AS FY2015 | | 76,049.19 | |

The ECSU and its Districts are audited on an annual basis by an outside certified public accounting firm. For the school year 14-15 Angolano & Company, Certified Public Accountants of Shelburne, VT performed the audit. A team of four to five auditors spends approximately 3-5 days on site and additional documentation is sent directly to them for review. The audit examines the evidence that supports the amounts and disclosures in the financial statements provided by ECSU and each district. It also assesses the accounting principles and procedures utilized by all entities. There audits were performed for 2015 but the results were not available by the printing deadline.





The Northeast Kingdom Council on Aging, formerly doing business as the Area Agency on Aging for Northeastern Vermont, is a private, non-profit, organization serving the residents of Caledonia, Essex and Orleans counties. We support people age 60 and older in their efforts to remain active, healthy, financially secure and in control of their own lives. The Council connects older adults and their families with the services they need to live with independence and dignity.

Our staff works closely with seniors and their families offering assistance with Medicare, Social Security, Medicaid, public assistance programs, in-home services and many other types of help. There is no charge for services provided by the Council, but many of those we assist donate to help support our work.

During the past year your support allowed us to provide assistance to 50 residents of Waterford, as well as more than 6,000 seniors from across the Northeast Kingdom, and to implement a broad variety of important programs for older adults and their families. These programs include Meals-on-Wheels, supportive services to help seniors continue to live at home, health insurance counseling, transportation for medical and other appointments, legal services and help for family caregivers.

Thank you for your support over the years and for your help in letting people know about the services we provide. Please give your careful consideration to our request this year, and let us know if we can be of assistance to you or someone you know.

Sincerely,

Lisa Viles
Executive Director

Caledonia Home Health & Hospice **Visit Statistics for 2016 Town Appropriations**

Caledonia Home Health Care & Hospice (CHHC) is Northern Counties Health Care's (NCHC) certified Medicare and Medicaid comprehensive Home Care and Hospice division.

Caledonia Home Health Care & Hospice has proudly served the residents of Caledonia and Southern Essex counties since 1968. Our mission is to enhance the quality of life of individuals and families by providing compassionate, accessible and affordable patient-centered health services to our community.

In the last year, Caledonia Home Health and Hospice was honored to provide 45 visits to the town residents of Waterford, VT. Our staff visited 4 homes of community members living in the Waterford area.

While working with residents, we provided physical, occupational, and speech therapies. We provided skilled nursing, medical social work, personal care attendants, and even home makers. We work together with primary care physicians so that care is specific and structured to treatment goals.

2016 Town Appropriation Visit Statistics Waterford, VT

- Home Care (Therapy, Nursing, MSW) **29 visits**
- Hospice (Nursing, Therapy, Personal Care, Respite) = **12 visits**
- Long Term Care (Case Management, Personal Care, Respite) = **4 visits**

Total Visits in Waterford, VT = 45 visits

Testimonials

"In the past 11 years of my care giving, home health has been my support at all times. They are the best! I could not have done it without them... I'm glad to have them on my side. They are a great team. We need more like them."

"My Physical Therapist and Nurse were methodical, practical, and explained things to me in terms I could understand. They were friendly, courteous, good listeners, and punctual as well as professional."

"The staff is very kind and caring. They make you feel good by the way they treat you as a friend and not a patient. They are on time and call 1st to let you us know they are coming. Very knowledgeable in all areas of healthcare. Thank you!"

"People from home health care agency were kind, communicative, thoughtful, and patient. Nothing but good thoughts for those people."

Catamount Arts 2015

The residents and voters of Waterford played a very important role in the success of Catamount Arts during 2015. Through support at Town Meeting and by attending many of the films and performances offered throughout the year, the citizens of Waterford helped to keep the Arts vital and available to all of the residents of the Northeast Kingdom.

In the past year, Catamount has invited and encouraged the residents of Waterford to participate in many of its community offerings, including the Community Film Series, Independent Lens, the free Children's Summer Film Festival and gallery exhibits and receptions. These free events were funded in large measure through appropriations from communities in our area. Catamount has also made its space available for use by organizations in Waterford and other communities and is fulfilling its promise of becoming a cultural and artistic meeting place for all residents of the area.

During 2015, Catamount was able to present more than 100 films and 30 live performances, in large measure due to the generosity of the voters of Waterford. Your appropriations helped to underwrite the costs of these presentations as well as helping Catamount pay for such general operating expenses as heating and electricity.

A significant portion of the appropriation provided by the voters of Waterford also went to provide much needed funding for Catamount School Time Performances, which benefits more than 4000 schoolchildren in grades pre-k through eight.

Catamount is also very proud of the fact that a sizable portion of its almost 1000 members are residents of Waterford. These members form the core of Catamount's patrons and serve as cultural and artistic ambassadors to their own community.

With the continuing growth of its many cultural offerings and Arts Education program, Catamount and its patrons also directly and indirectly contribute more than \$1,500,000 each year to the local economy while also securing a meeting space for local Masons for generations to come. However, in these tough economic times, Catamount greatly needs and appreciates the financial support of all residents, including the residents of Waterford. For this reason, Catamount respectfully requests your continued support and appropriation for the coming year.



Connecticut River Joint Commissions – 2015 Town Report

Suite 225, 10 Water St., Lebanon, NH 03766.

Website at <http://www.crjc.org>

CRJC's mission is to preserve the visual and ecological integrity and sustainable working landscape of the Connecticut River Valley, and guide its growth and development through grassroots leadership. Five local river subcommittees carry out this work with a corps of over 100 volunteers.

Education and Engagement

The Connecticut River Joint Commissions have continued to educate and engage citizens about the River and the economic and environmental health of the entire region in Vermont and New Hampshire.

During FY 15 the CRJC meetings offered a series of educational presentations:



- Misha Cetner and Kevin Burke of the Vermont Agency of Natural Resources briefed Commissioners and the public on the new Vermont Shoreland Protection Act.
- In February of 2015 Commissioners engaged in a day-long retreat facilitated by Michele Tremblay of Naturesource Communications to up-date the Joint Commissions Strategic Plan.
- Glenn English of the Connecticut River Byways Council presented that organizations new tourism brochure and website at <http://www.ctriverbyways.org>. The Byways Council and Joint Commissions explored opportunities for additional collaboration in the future.
- Ann Ingerson, Program Coordinator with Watersheds United Vermont (WUV) briefed Commissioners on the work of the WUV including water quality monitoring, river cleanup, and riparian buffer plantings in the watershed.
- The Commission held its annual meeting and elected the following officers to serve during the FY 16: *Jason Rasmussen, President (VT); Rick Walling, Vice President (NH); Mary Sloat, Treasurer (NH); Kurt Staudter, Secretary (VT).*



Kingdom Animal Shelter P.O. Box 462 1664 Memorial Drive St. Johnsbury, VT
kingdomanimalshelter.com (802) 741-7387

ARTICLE REQUESTED FOR 2016 TOWN MEETING

To see if the town of Waterford will vote to appropriate the sum of \$500.00 to the Kingdom Animal Shelter to assist in maintaining services for the animals in our care.

KINGDOM ANIMAL SHELTER MISSION STATEMENT: The purpose of the Kingdom Animal Shelter is to facilitate the placement of stray and unwanted animals and pets in desirable homes; to establish and maintain an animal shelter and associated procedures that promote health, care and handling; and to prevent overpopulation and the prevention of cruelty to animals. The animals in our care, our guests, are never euthanized merely because we lack space or because the animal's stay with us has exceeded a predefined amount of time.

Kingdom Animal Shelter, Inc. is an all-volunteer non-profit 501(c) 3 organization incorporated in 2003. Our goal has been to build a shelter in the St. Johnsbury area. We are a proud member of the Vermont Humane Federation, PETS 911, the HSUS (Humane Society of the United States), the ASPCA, and the NEK Chamber of Commerce.

We provide many services to the area, including accepting stray and unwanted cats to our shelter, rescues from abusive and hoarding situations, and trap/neuter/release, or TNR of feral and barn cats, a serious and ongoing problem in the communities we serve. In 2014 we took in over 100 cats from St. Johnsbury and the surrounding communities of Lyndonville, Barnet, Danville, Waterford, Concord, Kirby, and beyond. We have successfully placed approximately 600 cats in forever homes since 2008, and about 100 in 2015. We work with area schools to raise awareness of the importance of spay/neuter programs and the responsibilities of pet ownership. We operate with no federal or state funding, which means we depend on the generosity of towns and individuals to meet our operating expenses. We're asking for a contribution of \$500.00 to assist us in our mission of reducing the area's cat overpopulation problem and providing a safe, clean shelter for both the relinquishment and adoption of cats. We will continue our ongoing fundraising efforts, including yard sales, bake sales, holiday pet photos, raffles, and more, and we welcome any and all assistance given to help our animals in need. We greatly appreciate the interest and support from the residents of Waterford.

Kingdom Animal Shelter Board of Directors

Helen Morrison, Heidi Sessions, Klari Emmons, David Gile, Nancy Rivet, Rod Lauman



December 11, 2015

Joanne Jurentkuff, Town Clerk
Town of Waterford
PO Box 56
Lower Waterford VT 05848

Dear Ms. Jurentkuff:

The Fairbanks Museum and Planetarium respectfully requests that the following special appropriation article appear on the 2016 warning for Waterford Town Meeting:

“Shall the Town vote the sum of \$1,104 to support the operation of the Fairbanks Museum and Planetarium during the ensuing year, in exchange for free unlimited general admission to the Museum for all Waterford residents?”

The Fairbanks Museum invites Waterford residents to take full advantage of their unlimited free general admission to the Museum to explore the nature, beauty, and wonders of our world. Your municipal appropriation provides essential support for the care of the Museum’s historic building and the maintenance and exhibition of the most extraordinary educational collections in northern New England. These are among our region’s most prized assets. Each year the Museum offers new opportunities for exploration and discovery, so do come for a visit! In 2016, the Museum will be bringing to St. Johnsbury a traveling exhibit called “X-Ray Vision: Fish Inside Out” from the Smithsonian Institution. As you know, the Museum also is fully engaged in community economic, educational, and cultural development initiatives and contributes significantly to the attraction of visitors to our region.

The Board of Trustees, staff, and volunteers of the Museum are tremendously grateful for the support, encouragement, and collaborative planning that have marked the Northeast Kingdom’s relationship with the Museum. We hope that the Museum, in turn, delivers services, programs, and a commitment to community development that benefit Waterford’s residents and visitors of all ages and contribute to Waterford’s remarkable quality of life.

Sincerely yours,

Adam Kane, Executive Director

181 Crawford Road - Derby
PO Box 724 Newport VT 05855
Phone 802-334-6744 Fax 802-334-7455
Toll free 800-696-4979

2225 Portland Street
PO Box 368 St. Johnsbury VT 05819
Phone 802-748-3181 Fax 802-748-0704
Toll free 800-649-0118

www.nkhs.org



Northeast Kingdom Human Services, Inc. Annual Summary for July 1, 2014 – June 30, 2015

Northeast Kingdom Human Services, Inc. (NKHS) strives to meet the needs of at risk and vulnerable individuals of all ages living in the Northeast Kingdom. We are a 501(c)(3) private not-for-profit organization with oversight by the volunteer Board of Directors and Program Standing Committee members who support the agency's belief that human services should be cost effective and responsive to the needs of our local communities.

FY15 Summary:

- 44 residents from the **Town of Waterford** received services
- 3823 total individuals were provided services across the Northeast Kingdom in the community, office, homes, schools, and through emergency services
- These services could not be provided without our dedicated staff of 485+, 14 from the Town of Waterford

Fees charged are based on the person's ability to pay. No one is refused services for lack of ability to pay. NKHS is asking for your town's contribution by appropriating **\$1159.00** towards our 24 hour, 7 days a week emergency/crisis services we provide in the Northeast Kingdom.

The mission of NKHS is to enrich communities and enhance the ability of individuals and families to improve their lives.

Please visit our website at www.nkhs.org for more information about our agency and services. We greatly appreciate your interest, your help in letting people know about the services we provide, and your financial support.

D. W. Bouchard
Executive Director

Nancy Warner
President, Board of Directors

We're all about being human.

Northeast Kingdom Learning Services Nearly 50 Years of Service

NEKLS began with one woman, Eva Warner, teaching area residents to read at their kitchen table. It is *so much more* almost 50 years later.

The mission of Northeast Kingdom Learning Services, Inc. is to promote a culture of lifelong learning and individual self-sufficiency that engages all community members through an array of high quality educational services through children's programs, adult education and literacy, and family literacy programs.

- **The High School Completion Program (HSCP)** collaborates with local schools to provide a path to a high school diploma for anyone 16 or older. Program participants may have left school or may still be enrolled in their partnering high school. **In FY 2015, NEKLS in collaboration with partnering high schools, awarded 83 high school diplomas** in the tri-county region.
- **The General Educational Development Program (GED)** leads to a high school diploma equivalency. **In FY 2015, NEKLS awarded 13 GED's** in the tri-county region.
- **Adult Education and Literacy Programs** served **368 students for more than 11,314 hours in FY 2015 in the tri-county region.** In addition to HSCP and GED services, our teachers provided math, reading and writing skill development, job skills development, computer literacy and support in their transition to work or college.
- NEKLS teaches English as a second or other language (**English Speaking Other Languages**) to students from around the world who have come to settle in our beautiful Northeast Kingdom. **In FY 2015, NEKLS served 15 ESOL students in the tri-county region.**
- NEKLS Community Learning Centers offer **group and individual computer training.** In addition to computer classes, an average of **46 community members a month** access email, search the web, perform job searches, complete online job applications, or apply for unemployment benefits at the **five Community Learning Centers in the tri-county region.**
- **Children's Integrated Services (CIS)** is Vermont's comprehensive approach to provide child development and family support services. In **FY 2015, Northeast Kingdom Learning Services Early Intervention Specialists** provided support to increase **school readiness skills for 229 children in the tri-county region.**
- **The Tutorial Program** provides one-on-one and group instruction to K-12 students at any number of locations including area libraries and town halls. **In FY 2015, NEKLS served 110 K-12 students in the tri-county region.**
- NEKLS has also provides **prevention programming** aimed at reducing underage alcohol and tobacco use. **In FY 2015, NEKLS provided prevention education to 12 schools and at 16 community events throughout Orleans County.**

NEKLS has a staff of 75 dedicated professionals committed to serving the needs of the Northeast Kingdom. Please contact us at 1-844-GO NEKLS (466-3557) if you or someone you know has need of our services or at info@neklsvt.org

Thank you for your generous support!

*NEKYS has been offering vital supportive services for youth and families since 1975
In 2015 NEKYS served 3088 individuals throughout Caledonia and Essex Counties*

NEKYS Family Programs Provide:

- Staff is available 24 hours/7days a week to support families through periods of crisis and conflict.
- Supportive counseling for youth and families, case management, support for youth and families within their schools, and family mediation.
- Outdoor adventure opportunities that include kayaking, canoeing, hiking, swimming, and mountain climbing. The group works on learning coping skills and self-care strategies.
- Adult mentors once a week in the school for at-risk students in the 1st-8th grade. Adult mentors establish supportive relationships that result in improved academic performance and positive life choices.
- Summer Central Calendar and scholarship program so parents know of recreational opportunities for their children and offers scholarships for children to attend summer activities they otherwise could not afford.

NEKYS Youth Program Include:

- Staff is available 24 hours/7days a week to support families through periods of crisis and conflict.
- Support to local young people ages 15-22 that are homeless or at risk of homelessness; have current or past involvement with foster care; are pregnant and/or parenting; experiencing mental health issues; struggling with substance abuse; have current or past involvement with the criminal justice system.
- Programs that utilize a positive youth development, trauma-informed approach that is tailored to meet the needs of young people. Encouragement for each young person is to identify their strengths and achieve goals related to housing, education, employment, and life skills.
- Access to short-term and long-term housing support that addresses the complex needs of young adults who are 18-22 years old. Young adults receive support which include in-home case management, rental assistance, landlord mediation, job skill development, and educational advancement support.
- Opportunities for young people ages 15-25 to connect with supportive adults in a safe substance-free environment Monday through Friday from 12-5 pm.
- Connections with positive peers, educational groups that focus on healthy life choices, and opportunity for young people to “give back” through community service.

NEKYS Restorative Justice Programs Include:

- A voluntary and confidential alternative to court proceedings for individuals ages 10 through adult.
- Programs based on restorative justice practices that give the person who violates the law the opportunity to identify and repair the harm done to the victim, the community, and themselves.
- Opportunity for the individual who completes the requirements of the program to have his or her case closed in the legal system.
- Help for individuals to regain their driver’s license while they pay off their fines and fees.
- Support for 16 to 21 year old youth who are referred to the program after receiving a notice to report from a police officer for possession and/or consumption of alcohol or marijuana.
- Assistance for youth ages 10 through 22 who have been adjudicated in Family Court, are on probation and require additional support by the Department for Children and Families.
- Pretrial Services – a new program involving risk assessment and needs screening.

Northeast Kingdom Youth Services is a private, non-profit agency governed by a community-based, volunteer Board of Directors. We rely on grants, contracts, and appropriations from the towns we serve to continue our mission. Thank you for supporting families in our community. Please call our office at 748-8732 if you have any questions or concerns.



To the Voters of Waterford:

Since 1950, the Northeastern Vermont Development Association (NVDA) has been the regional advocate for stronger communities and vibrant local economies. We are the only combined regional planning and economic development organization in Vermont, and we serve the largest geographic region of the state – the beautiful Northeast Kingdom.

Each year we request dues from our member communities. These funds are vital to us as they help defray the costs of providing direct assistance to the 50 municipalities and scores of businesses in our region in areas such as:

- Land use planning at the local and regional level – including town plans, zoning bylaws, and on-call technical assistance for local officials;
- Transportation studies, infrastructure inventories, and project planning;
- Digital mapping and GIS data services;
- Grant writing and administration;
- Direct business support and referral services to the employers in our region.

With local governance becoming increasingly complex, we've recently expanded our service offerings. These services include:

- Emergency planning –Local Emergency Operations Plans, All-Hazard Mitigation Plans; and assistance with flood hazard planning and regulation;
- Economic development planning and helping to grow businesses in our communities;
- Benchmarking and reporting activities for the region's USDA Rural Economic Area Partnership (REAP) Zone – a program that has brought millions of dollars to the region;
- Developing and maintaining a federal Foreign Trade Zone designation to improve the competitiveness of companies in our region;
- Providing municipal education and training opportunities for local officials in many of the areas listed above.

How is this relevant to Waterford? In 2015, NVDA staff assisted in updating the Local Emergency Operations Plan, Assisted with procuring a consultant to prepare the Hazard Mitigation Plan, Provided information on Emergency Preparedness and Trainings/Exercises, conducted traffic counts, completed a Town Highway Bridge Inventory, Assisted with the update of the Town Plan including GIS mapping.

NVDA's municipal dues are based on \$0.75 per capita rate, with a maximum of \$3,500 and a minimum of \$250. We remain the most affordable of all regional commissions in Vermont and we take great pride in providing cost-effective professional services to the communities and businesses of the Northeast Kingdom.

As always, we thank you for your community's support. We look forward to serving you in the coming year.

Sincerely,
David Snedeker
Executive Director

Rural Community Transportation, Inc.

1677 Industrial Parkway
Lyndonville, VT 05851
Phone: 802-748-8170, Fax 802-751-8349

Date: December 1, 2015

Re: Town Appropriation

Ladies and Gentlemen:

Rural Community Transportation, Inc. ("RCT") is requesting to be placed on the Town Warning for March 2016 for an appropriation in the amount of \$400.00. This is the same amount that was requested and appropriated last year.

RCT has been providing service in your community for over twenty years and must reach out again for community support in order to maintain the quality of service that is needed for the members of our community.

RCT is a nonprofit corporation providing transportation to the elderly and disabled, Medicaid and general public through a van/bus and volunteer service. Between all of our programs, RCT provided over 206-987 rides last year.

RCT transports people to, adult-day service facilities, senior meal sites and necessary medical treatments such as, dialysis, radiation therapy, chemotherapy, physical therapy, special medical needs and other appointments.

Last fiscal year RCT provided 9 Waterford residents with 158 trips travelling 6,150 miles.

We hope you will be able to assist us with this request and we look forward to continuing our service that is needed by the members in your community.

Thank you for your time and consideration.

Respectfully,

Mary Grant

Mary Grant
Executive Director



Report of 2015 Activity for Waterford
Town Appropriation Request: \$ 1000

Umbrella exists to ensure that communities in Caledonia, Orleans and Essex counties offer safety, support and options for self-determination to women and families. To this end, we provide the following services:

The Advocacy Program is the essential safety net for people affected by intimate partner violence and sexual abuse. We meet the needs of victims in crisis while also offering preventative programming to local schools and youth groups with a focus on gender respect, consent, and healthy relationships. **In 2015 we:**

- **supported at least 496 individuals with direct advocacy**
- **housed 17 adults and 13 children in our shelter for a total of 1578 bed-nights**

Kingdom Child Care Connection is the community-based child care resource and referral center for Caledonia and Southern Essex counties. We are responsible for helping families find and pay for high-quality child care services while also increasing the availability and quality of child development services through professional development opportunities and targeted programmatic supports. **In 2015 we:**

- **helped 79 families find high-quality child care at no-cost**
- **connected 538 families with the Child Care Financial Assistance Program**
- **supported the creation of 5 new child care programs in our region's most underserved areas**
- **offered 235 hours of professional development to 88+ child care providers to ensure the people responsible for taking care of our youngest citizens have the tools and resources they need to do their best.**

The Family Room is a supervised visitation and monitored exchange center offering child-centered support for parents seeking to establish or rebuild relationships with their children. **Last year we offered 1051 hours of visitation to help 105 children develop safe, healthy relationships with their non-residential parent.** Additional services such as therapeutic visitation, parenting education, and mediation can also be arranged in order to help families address their unique goals and needs.

Cornucopia is our newest program geared towards helping women-in-transition achieve economic self-sufficiency. This 17-week job-skills training program introduces women to the culinary arts as they prepare Meals-on-Wheels for Newport-area seniors. After completing the program women are assisted with securing employment with a local business, in a position that fits their individual strengths and interests. **To date, Cornucopia has provided over 34,000 nutritionally-balanced meals to Newport-area seniors and empowered 12 women through hands-on culinary and hospitality training.**

Given that some of our services are provided anonymously, it can be difficult to provide precise usage figures for towns. At least 24 of Waterford households and 3 child care providers were served directly by Umbrella in 2015, and the community as a whole benefited from prevention and outreach programs at schools, as well as training and consultation for human service and law enforcement professionals. Community support is critical to sustaining our programming and discovering innovative new approaches to the work we do. We are deeply grateful for Waterford's support.

Respectfully submitted,

Renee A.K. Swain
Executive Director



Another busy year providing Emergency Services in our region. CALEX continues to provide the highest quality of pre hospital care to all the towns we serve providing 911 coverage at the Paramedic level 24/7/365. Serving 12 towns in Vermont & New Hampshire – Saint Johnsbury, Waterford, Barnet, Concord, Kirby, Victory, Danville, Peacham, Walden and in New Hampshire – Littleton, Sugar Hill, Easton.

Our volume is down slightly in Waterford responses up from 49 last year to 35 responses this year. Our busiest day is Friday and our busiest time is from 1200-1500. Our average response time for our entire service area in our VT operation is seven minutes and forty-two secs. Across our fleet of 6 Ambulances we put on 116,177 miles and with our paramedic intercept vehicle 7,513 miles. Overall for our agency, both VT & NH, we responded to 3,623, up 270 responses over last year. CALEX provided 742 inter-facility transports throughout the year, 330 of these were Dartmouth-Hitchcock and the remaining to a variety of hospitals and facilities across VT & NH.

While we continue to strive to keep our town appropriations level funded, each year it becomes a greater challenge given the amount of no transports, rising costs of medical supplies, vehicle expenses and insurance reimbursements which do not always cover the costs of providing the service. Most folks don't realize that 1/3rd of our responses (550 in St. Johnsbury) are not billable, yet we must be ready at all times. Of the other 2/3rds of our responses, almost 40% are not billable. I am pleased however to report we were able to keep our appropriation requests for 2016 at the same amount as 2015. We will consider an appropriation increase for 2017 as that will mark four years since our last appropriation increase.

We have started a fundraising effort for new ambulance purchases as our fleet is aging. Recommended replacement is 5 years and our fleet average is 8 years currently. Our newest truck purchased in 2012 has over 100,000 miles on it. We have placed an order for our newest ambulance which costs just over \$160,000, it is expected to arrive early fall of 2016. We have incorporated new crew safety concepts into this design which will create the safest possible environment for our crews to work. You can help support our fundraising campaign or obtain more information by visiting us at www.buildanambulance.org

CALEX St. Johnsbury continues to serve as the area's American Heart Association CPR and First Aid Public Training Center. Classes are offered monthly to the public, they can also be arranged to be held privately, and are also held for large and small businesses throughout the Kingdom. Of course, having seen first-hand the positive difference immediate CPR and First Aid can make to patient outcomes, we urge everyone, from teens to seniors to take part in these classes. Imagine the joy in knowing you made the difference in saving a life, easing fears, and/or discomfort. Those who have been able to make the difference in even the life of a stranger will tell you how wonderful the experience truly is. Visit us at www.calexambulance.org to sign up today!

CALEX also began working in Vermont Department of Health with a new community outreach program called the Fallscape – fall prevention/self-management program. CALEX provides personnel to conduct home visits to provide education to older adults to use everyday situations and tools to prevent falls/injury and to stay in their homes longer. Adults ages 65 and older in Vermont saw 5,023 emergency room visits from falls in 2010 resulting in 1,600 hospitalizations, and 120 fatalities. CALEX responded to over 330 falls during 2015, majority of these required hospitalization.

CALEX continues to provide Paramedic Intercept services to the surrounding areas beyond its primary service areas as well as Critical Care Paramedic Transport services to the most critically ill patients in our region. Moving into 2016, we will be adding two more full-time employee's to help with staffing. We currently employ 14 Full-time staff, 1 part-time Financial Assistant, 27 other per diem staff and an additional 9 per diem staff to help instruct our CPR and First Aid classes.

As we end 2015, I look forward to another successful year of providing the very best of pre hospital care to our communities. We are fortunate to have such a dedicated and experienced team providing care for when it is needed to anyone who may need our service in the communities we serve.

In closing, I would like to thank all of our staff, their families, and the CALEX Board of Directors and our dedicated dispatchers for their continued support and dedication to the Agency's mission.

Respectfully Submitted,

Michael J. Wright, NREMT-P
Chief Executive Officer

DEAN SHATNEY, SHERIFF
CALEDONIA COUNTY
1126 MAIN STREET SUITE 2
ST. JOHNSBURY, VT 05819
802-748-6666 FAX 802-748-1684
E-MAIL: dean.shatney@vermont.gov
www.caledoniasheriff.com

ANNUAL REPORT

For 2015

We completed another audit for our office this past year and it resulted in no findings or problems of any kind. Paula Watts our Office Manager and Bookkeeper, does a wonderful job of making sure all our t's are crossed and our i's dotted. The state of the Caledonia County Sheriff's Department is very good. We have kept our rates for service the same for the past few years as we know the times are tough and we want people to feel that they can still afford our services. We continue to add vehicles to our fleet, replacing cars that have served us well. We have twelve marked cars, a 2014 van for prisoner transports, one unmarked car being used for civil process service. We have a large enclosed trailer that we use as an office at the fair and other security details. This trailer may be utilized as a command post at a mass casualty incident as well. We have an ATV, two golf carts, and two snowmobiles that we use for our snowmobile patrols. With project (ROAD), Responsible Operators Against Distractions, we want to continue to educate operators about phone use and texting while driving. We continue to do town patrols and we feel that the towns that we patrol are a safer place to live & drive in because of our presence. The patrols are community based, which means each town is different, so the patrols may be different. We are taking a proactive response instead of a reactive response. This effort has helped with both fighting crime and communications with the towns. The Sheriff's Department has twenty Law Enforcement Officers to start the new year. We have become more active with local schools to ensure the safety of students and staff. We have been involved with drills and evacuation plans and will continue to assist as needed. We continue to look at 24 hour dispatching for the county, in the county, but are unable to do that right now. I'm looking into a different location for the department's office because of the high rent the state wants to charge the county for our current spot. Lastly, I would like to recognize Deputy Steve Jeffrey, for assisting the delivery of a baby while on a detail this past year. That doesn't happen very often, and good to see our first aid training was utilized. Congrats, Steve, job well done.

If anyone has questions or concerns, please call me at the office. My door is always open. I look forward to serving this county as the Sheriff. We have continued with our great relationship with Northeast Vermont Regional Hospital and are helping them make certain that their patients and staff feel safe while in the hospital. We will again do snowmobile patrols throughout the county, if we get snow, doing our best to keep the trails as safe as possible, and we will again answer snowmobile related complaints.

Please check out our website listed at the top of this page. Thank You.

Sincerely,
Sheriff Dean Shatney



State of Vermont
Department of Health
St. Johnsbury District Office
107 Eastern Avenue Suite 9
St. Johnsbury, VT 05819
HealthVermont.gov

[phone] 802-748-5151
[fax] 802-751-3229
[toll free] 800-952-2936

Agency of Human Services

Vermont Department of Health Report for Waterford

Your local health district office is in St. Johnsbury at the address and phone number above. Come visit or give us a call! At the Vermont Department of Health, we are working every day for the health of our communities. With twelve district offices around the state and the state office and laboratory in Chittenden County, we deliver a wide range of public health services and support. Some examples of this support include:

Supporting healthy communities: The Alcohol Tobacco and Other Drug (ATOD) Coalition was awarded \$45,000, over a two year period, for tobacco prevention in our district to help Vermonters become tobacco free.

Provided WIC nutrition services and healthy foods to families: We served approximately half of all Vermont families with pregnant women and children to age five with WIC (Special Supplemental Nutrition Program for Women, Infants and Children). WIC provides individualized nutrition counseling and breastfeeding support, home-delivered foods, and a debit-like card to buy fruit and vegetables. In Caledonia County there are 1,324 participants, 23 in Waterford. The average value of foods provided is \$50 per person per month. Beginning in January, 2016 families participating in WIC will be able to shop for WIC foods themselves, increasing healthy choices and no longer rely on home deliveries.

Worked to prevent and control the spread of disease: Local designees investigate reportable diseases within our district in an attempt to minimize the effects on the community at large. In 2014 (most complete data) 88 cases of infectious diseases were reported in Caledonia County. In 2014, vaccine for vaccine-preventable diseases totaling \$5,344,061.82 was distributed to healthcare providers statewide, \$705,130.58 within the St. Johnsbury District.

Aided communities in emergency preparedness: Over a two year cycle (2014/15), \$18,000 was contributed to fund training for EMS District #5, which includes Emergency Medical Services First Responder and Ambulance services. In addition, since July 2013, funding of \$50,202.00 has been awarded to support emergency preparedness capabilities at Northeastern Vermont Regional Hospital, in St. Johnsbury.

These examples are only a small sampling of the support and services available. District Office staff are here to provide technical assistance, support, education and guidance in a wide variety of situations. ***Our Vision:*** Healthy Vermonters living in healthy communities; supported by ***Our Mission:*** Protect and promote the best health for all Vermonters.

Respectfully,

Debra Bach, RN, MSN
District Director
Office of Local Health



Table of Contents

| | | |
|-----------------------|---|----|
| Town Reports | Cover Story | 1 |
| | Warning | 2 |
| | Town Meeting 2015 Synopsis | 4 |
| | Town Personnel | 5 |
| | Selectmen's Report | 8 |
| | Town Clerk-Treasurer's Report | 9 |
| | Town Budget/Income/Expense Summary | 10 |
| | Town Treasurer's Report | 13 |
| | Comparative Balance Sheet | 14 |
| | General Fund Comparative Income Report | 15 |
| | General Fund Comparative Expenditure Report | 17 |
| | 2015 Highway Projects | 24 |
| | Vendor Information | 26 |
| | Tax Report/Indebtedness/Appropriations | 28 |
| | Waterford Volunteer Fire Department Reports | 29 |
| | Davies Memorial Library Reports | 33 |
| | Delinquent Tax Report | 37 |
| | Recycling Report | 38 |
| | Green Up Report/Auditors Report | 39 |
| | Dog License Report | 40 |
| | Winter Operations Plan | 41 |
| | Zoning Report | 42 |
| | Planning/DRB Reports | 43 |
| | Listers Report | 44 |
| | Vital Statistics | 45 |
| | Land Transfers | 47 |
| | Waterford Fees | 49 |
| | NEKWMD Warning and Reports | 50 |
| School Reports | Warning | 1 |
| | School District Meeting 2015 Synopsis | 2 |
| | School Board Report | 3 |
| | Superintendent's Report | 5 |
| | Principal's Report | 7 |
| | Roots & Shoots | 8 |
| | School District Budget FY 17 | 9 |
| | School District Revenue/Act 68 factors | 22 |
| | Three Prior Year Comparison | 23 |
| | Actual FY 15 Revenue/Expenses | 24 |
| | School Treasurer's Report | 34 |
| | School District Salaries | 35 |
| | Enrollment | 37 |
| | ECSU Budget FY 17 | 38 |
| | ECSU Assessment | 44 |
| | ECSU Actual FY 15 Revenues/Expenses | 45 |
| Agency Reports | Reports are at the end of the book. | |