

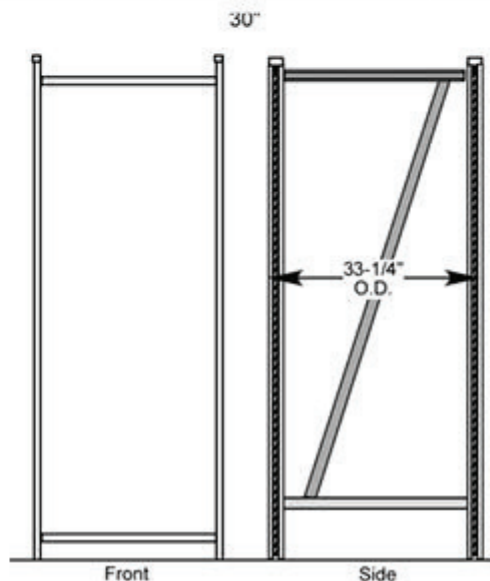
Uprights & Dollies

See pages 28-35 for measuring instructions

Stationary Upright

Upright orders consist of (2) Uprights and (2) Cross Braces.

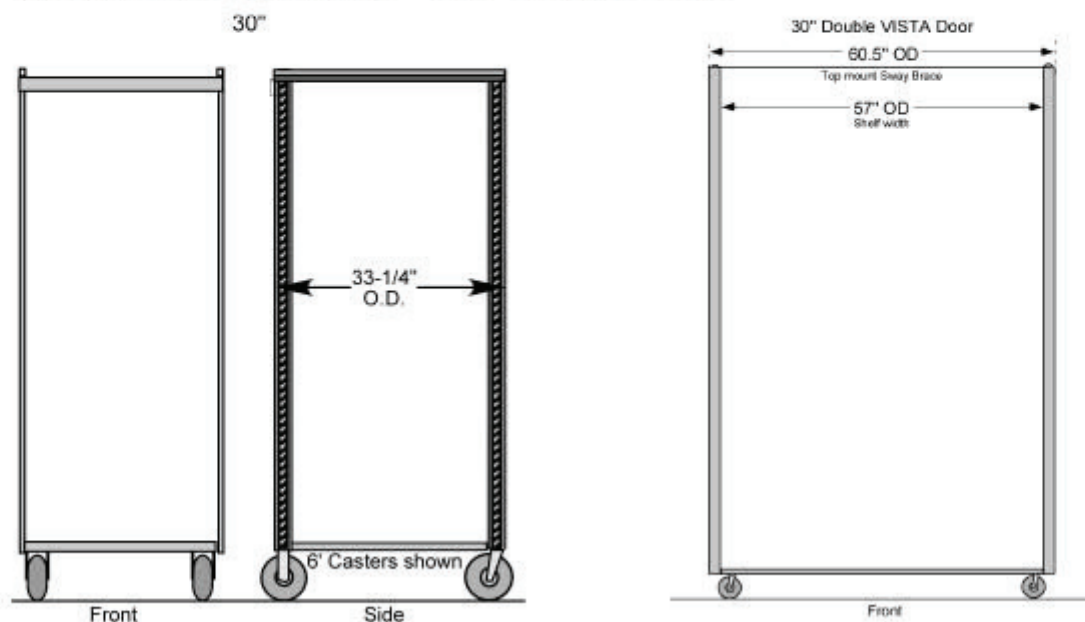
- 80" Tall
- 30", 26", 23" Wide
- Galvanized Steel Finish or E-Coat and Epoxy in white, gray or black



Portable Dolly (Specify 3", 4" or 6" caster)

Behind glass doors or in air-screen coolers - 3' or 4' deep shelves, 5 or 6 shelves

- 77" tall standard; other heights available based on cooler height
- 30", 26", 23" Wide
- Galvanized Steel Finish or E-Coat and Epoxy in white, gray or black
- VISTA/French Door dollies - 86.5" tall, 60.5" wide



Components

A basic Milk Moover consists of 1) a dolly or a set of uprights and cross braces, 2) shelves with dividers to face pints and quarts, half gallons and gallons, 3) front tag molding (PTM) and 4) a Plexi front end stop (PFES).

Shelves fasten to uprights/dolly with shelf clamps that engage keyholes on the uprights and hooks on the shelves. Tag molding can also be placed on the back of the shelf.

In addition, we recommend:

- A. a drip tray, whether one that lays on the floor under the unit or one that sits on optional bumpers, on the front of the unit.
- B. bumpers which fasten under a dolly front, with adjustable front projection, if your cooler has front lighting.
- C. glide sheets which are shelf-sized pieces of ribbed plastic, set on any shelf for improved flow, and for additional drip management.



Questions? Call us: 800-323-2517

Shelf Sizes & Types

Hardware is included with shelf



Front End Stop included

60" Shelves fit behind
Vista or French doors.

Gallon Shelf

Unit Width	Total Facings	3' Shelf Capacity	4' Shelf Capacity
23"	3	18	24
26"	3	18	24
30"	4	24	32
60"	9	54	72



Front End Stop included

Half Gallon Shelf

Unit Width	Total Facings	3' Shelf Capacity	4' Shelf Capacity
23"	4	36	48
26"	5	45	60
30"	6	54	72
60"	13	117	156



Front End Stop included

Gallon/Half Gallon Shelf

Unit Width	Total Facings	3' Shelf Capacity	4' Shelf Capacity
23"	2G/1HG	12G/9HG	16G/12HG
26"	2G/2HG	12G/18HG	16G/24HG
30"	2G/3HG	12G/27HG	16G/36HG
60"	5G/6HG	30G/54HG	40G/60HG


Shelf Sizes & Types



Front End Stop included

Pint/Quart Shelf


Unit Width	Total Facings	3' Shelf Capacity	4' Shelf Capacity
23"	6	72	96
26"	6	72	96
30"	8	96	128
60"	16	192	256



Perforated Sheet included

Rounds Shelf

Unit Width	Total Facings	3' Shelf Capacity	4' Shelf Capacity
23"	No dividers on rounds shelf		
26"	Capacity/facing varies according		
30"	to package size merchandised.		



Bare Shelf

Unit Width	Total Facings	3' Shelf Capacity	4' Shelf Capacity
23"	No dividers on bare shelf		
26"	Capacity/facing varies according		
30"	to package size merchandised.		

Parts & Accessories

Strut Bumpers



Ensure proper alignment of rack to avoid damage to the cooler door and interior lighting (Portable Unit)

Set of 2



Bumper and vertical extension for strut bumper if sill is 6" or more (Portable Unit)

Set of 2

Cross Brace



Cross Brace includes hardware

Specify Unit width: 23", 26", 30"

Specify Color: white, gray, or black

Deli Board



Deli Board comes in varying heights on portable or stationary racks

Specify Unit width: 23", 26", 30"

Specify Board height: 12", 24", 40"

Deli Hooks



9" Zinc plated deli hooks with PTM

Dividers




3' Deep Snap-in Divider

4' Snap-in Divider

Specify Color: white, gray, or black

*Reversing the direction of the divider causes a 3/8" offset in lane width


Drip Pan



Drip Tray fits under entire rack; made of 100% recycled gray plastic

Specify Unit width: 23", 26", 30"

Drip Tray



Drip Tray sits on top of bumpers in front of unit
4" wide by unit width (Portable Unit)

Specify Unit width: 23", 26", 30"

Parts & Accessories

End Stop Molding



Clear 2-7/8" Milk Moover Plexi End Stop

Specify Unit width: 23", 26", 30"

Glide Sheet



Silicone-impregnated plastic glide sheet covers shelf, increases product flow and channels spillage


Specify Unit width: 23", 26", 30"

Hardware



Short Spring Nut 3/8" Zinc
3/8" x 3/4" Bolt for Sway Braces

Perforated Plastic Sheet



Perforated Plastic Sheet (Air Screen Units)

Specify Unit width: 23", 26", 30"

Price Tag Molding



Plastic Tag Molding for wire shelves, holds the Plexi in place

Specify Unit width: 23", 26", 30"
Specify Color: white, gray, or black



Insert for PTM

Specify Unit width: 23", 26", 30"
Specify Color: Blue, white or black

Shelf Clamp



Milk Moover Shelf Clamp 3/4" x 7/8" Zinc

Silicone Spray



Silicone Spray 16 oz Can; Case orders possible
Food safe spray to enhance flow on slide track

Questions? Call us: 800-323-2517