


CALNET SHOW REGISTRATION PACK



November 13, 2022

**Rancho Potrero Community Equestrian Center
Free Classes! Free Lunch!**


Show Information

- Entries close:** November 6, 2022
- Address:** Rancho Potrero Community Equestrian Center, 4790 W Lynn Road,
Thousand Oaks, CA 91360
- Stalls:** Limited overnight stabling is available—please ask for details.
Day stalls will not be available. We will have a safe area dedicated to our competitors and horses and you may also tie to your trailer
- Fees:** Classes: FREE for all riders with disabilities . Open Dressage: \$40/class.
Payments: Make checks payable to “Ride On” Credit cards accepted.
- Contacts:** Bryan McQueeney, Show Manager: 818-378-0963 Email bryan@rideon.org
Sara Jones, Show Manager: 818-512-8481 Email sara@rideon.org
- Classification of Riders:**
1. Riders must be able to guide and stop their horse. On the Athlete Entry Form enter the number of aides and level of walk, trot or canter.
 2. No cross entries by skill level. Do not enter one athlete in beginning trot for one class and intermediate for another. You may **not** “challenge” a level higher.
- Splitting Classes:** In general, classes with more than 8 entries will be split; four or more riders with the same disability, age or in the same discipline will be grouped or ribboned separately.
- Class Notes:** **Equitation:** Start 9AM with Canter then Advanced then Intermediate Trot.
Lunch break about 12 noon.
Continue approx 1:30PM with Beginning Trot and then Walk.
- Dressage: Tests are 2019 USDF Intro and USEF Training and Up**
- Open Dressage Classes:** CALNET is offering Open dressage schooling classes to all who are interested. They will begin Sunday morning and continue as needed. All instructors, volunteers and the public may enter open USDF/USEF classes at \$40/test. (Riders with disabilities may enter these classes for free.)

Checklist for a Complete Entry Package

Due by November 6th

- Athlete Entry Forms**
- Summary Entry Form**
- All fees for classes**
- Liability & Media Release**



CALNET Show Schedule

November 6 Deadline for all class entries and fees.

November 13

6:00AM	Show grounds open
9:00AM	Begin Equitation Canter, Adv & Int Trot,
9:00AM	Begin Obstacle
9:00AM	Begin Dressage
12 Noon	Free Lunch - Thank You Ride On
1.00PM	Costume Class and & Showmanship Class
1:30PM	Continue with Equitation Beg Trot & Walk, Dressage and Obstacle
5:00PM	Awards Ceremony



Class List - Sunday, November 13th

**Classes will be split for age, disability, English, and western where entries allow.
Ribbons through 8th.**

Class Division..... Aides..... Description

Equitation

- 1. Unified Equitation - Canter Independent..... Judged on combined score of disabled athlete and volunteer rider as a team
- 2. Equitation - Advanced Canter/Lope Independent..... As for Beg Canter plus figure 8 with simple change, canter as a group.
- 3. Equitation - Challenge Cup Adv. Canter Independent..... Individual work after group workout
- 4. Equitation - Intermediate Canter/Lope Independent..... Same as Beginning only canter as a group
- 5. Equitation - Beginning Canter/Lope Independent..... Walk, Trot, Canter/lope in directions, circle, halt. Canter work is one at a time
- 6. Equitation - Advanced Trot Independent..... Reverse (half circle), circle, halt, sitting & rising trot/jog, diagonals, two-point, trot a figure 8, ride without stirrups
- 7. Equitation - Intermediate Trot 1 Aide Reverse (half-circle), circle, halt, sitting & rising trot/jog
- 8. Equitation - Intermediate Trot Independent..... "
- 9. Equitation - Challenge Cup Int. and Advanced Trot... Independent..... Individual work after group workout

(Lunch Break until 1:30pm)

- 10 Equitation - Beginning Trot 2 or 3 Aides..... Reverse (half-circle), Circle, Halt, Minimal Sitting Trot/Jog
- 11 Equitation - Beginning Trot 1 Aide "
- 12 Equitation - Beginning Trot Independent..... "
- 13 Equitation - Walk 2 or 3 Aides..... Reverse (half-circle), Cones, Halt
- 14 Equitation - Walk 0 - 1 Aide..... "
- 15 Equitation - Walk 2 or 3 Aides..... Reverse (half-circle), Cones, Halt, Circle
- 16 Equitation - Walk 0 - 1 Aide..... "

Costume

- 22 Costume - Walk (1:00 PM) 1 Aide Min. req. Judged on rider's creativity, use of color, appropriateness; horse may be costumed also.

Obstacle

- 23 Obstacle - Walk 2 or 3 Aides Obstacles may include: Cones, circles, cavaletti, open mailbox, backing, ring on pole, bridge, barrels, "L"
- 24 Obstacle - Walk 1 Aide gate, figure 8, ball through basketball hoop, and
- 25 Obstacle - Walk Independent questions by the judge
- 26 Obstacle - Beginning Trot 2 or 3 Aides
- 27 Obstacle - Beginning Trot 1 Aide
- 28 Obstacle - Beginning Trot Independent
- 29 Obstacle - Intermediate Trot 1-2 Aides
- 30 Obstacle - Intermediate Trot Independent
- 31 Obstacle - Advanced Trot Independent
- 32 Obstacle- Advanced Trot for Canter Riders Independent For Canter Level riders at the trot

Showmanship

- 41 Showmanship- English Judged on turnout and way of showing horse.
- 42 Showmanship - Western..... " "


Open Dressage Classes

Open to any rider, coach, volunteer @ \$40/test - Program Riders enter as CALNET class - free

- 66 USDF Intro Test A Independent..... USDF Intro Tests ridden in 40M Arena
- 67 USDF Intro Test B..... Independent
- 68 USDF Intro Test C..... Independent
- 69 Training Level Test 1 Independent..... Training Level Tests and above ridden in 60M arena.
- 70 Training Level Test 2 Independent
- 71 Training Level Test 3 Independent
- 72 First Level Test 1 Independent..... First Level and above ridden in 60M arena
- 73 First Level Test 2 Independent
- 74 First Level Test 3..... Independent
- 75 Second Level Test of Choice Independent..... Rider supplies test.
- 76 Third Level Test of Choice Independent..... Rider supplies test.
- 77 Fourth Level Test of Choice Independent..... Rider supplies test.

Western Dressage Class

- 80 Western Dressage Test of Choice..... Independent..... Rider supplies test.



CALNET SHOW RULES AND GUIDELINES

The Horse Show Committee is composed of the Show Managers. If deemed appropriate by the Show Committee violations of show rules may result in suspension from the current show and/or future shows. The Horse Show Committee will consider requests for reinstatement from any individual or program which provides evidence of compliance with show standards. The Horse Show Committee will have the discretion to exclude riders, coaches, volunteers, horse or programs based on the following criteria:

- A. Abuse of Horses
 - B. Unauthorized Use of Horses.
 - C. Violation of PATH Program Safety Guidelines and CALNET Show Rules including but not limited to:
 - i) Failure to wear an ASTM-SEI protective headgear that is approved for horseback riding while mounted or driving.
 - ii) Failure to use a safety stirrup, or wear riding boots or hard-soled shoes with a heel.
 - iii) Affixing a rider to the tack or horse.
 - D. Failure to adhere to the directive of the Horse Show Committee or its members acting on its behalf.
 - E. Late reservation for borrowed horse, late entry or late payment fees.
- Management has the right to combine, split or cancel classes and reassign borrowed horses as they see fit. All Riders must bring their own coach and necessary support personnel or make prior arrangements with the Horse Show Committee.

COACH GUIDELINES

- If a tack change is necessary, please notify the Gate prior to the "Class Call".
- You must inform the show office of any scratches as soon as you know about them.
- Know your riders' schedules. You and your rider are responsible for making your class call.
- The Show Committee will stop or hold any class at any time if you notify the ring steward that you have a safety concern.
- All coaches, riders and volunteers must understand the rules and guidelines on these two pages and understand that the Show operates under the PATH International Program Safety Guidelines.
- Tack must be well-fitted and conform to each horse and rider's needs. Special adaptive tack may be used as needed provided that no rider shall be attached in anyway to the horse or saddle in accordance with PATH International policy, with the exception of materials that will break away readily and involuntarily; such as, Velcro & rubber bands.
- All competitors, coaches, anyone riding a horse, must wear an ASTM-SEI approved helmet with affixed chin strap at all times when mounted. No exceptions.
- Any rider, who is unable to post, or unable to sit the trot, should be clearly indicated on the entry form; non-verbal, hearing or sight-impaired riders may choose to wear arm bands during their class for safety purposes.

RED = Visual Impairment


PURPLE = Non-sitting Trot/Jog

GREEN = Non-Verbal

BLUE = Hearing Impairment

YELLOW = Non-posting Trot

Classes will be split, combined or canceled at the discretion of the Horse Show Committee.




VOLUNTEER GUIDELINES

As we watch our riders in the arena - sometimes confident, sometimes struggling - it is often difficult to remember that aides are in the arena for safety only. The integrity of our competition depends on aides not influencing the rider or the horse. We want you to know just how important you are and how delicate your role is to our riders. We want all riders to succeed, and we want to be fair to everyone. Keep in mind the following:

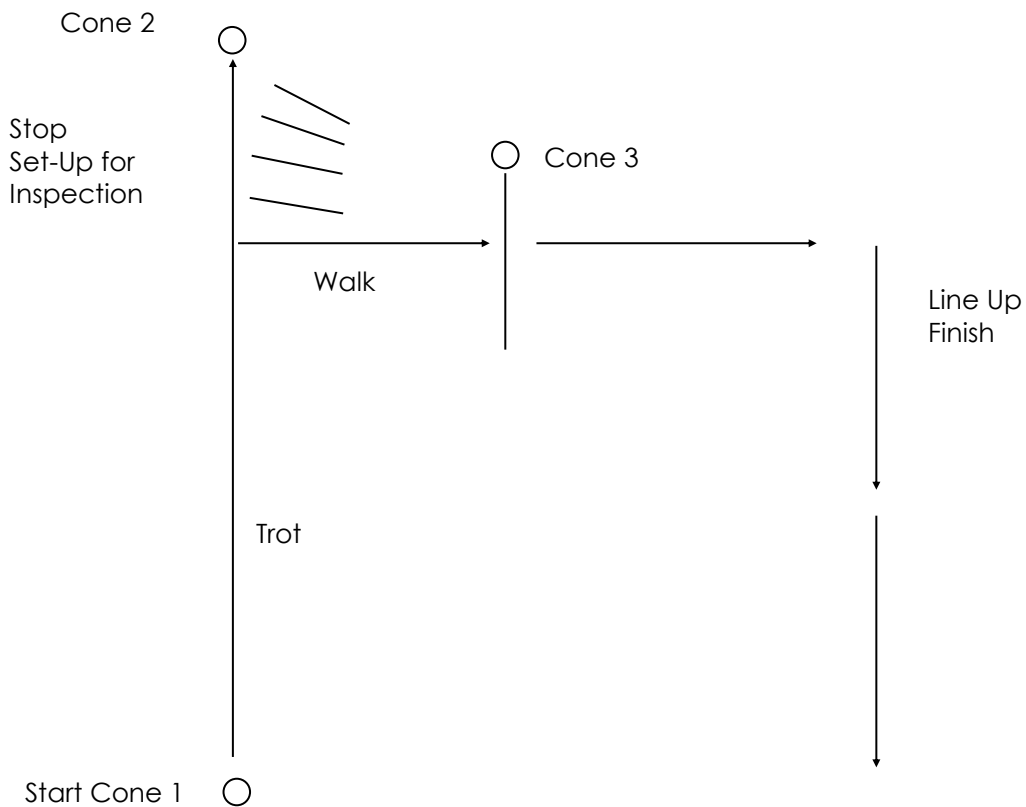
- Judges will penalize riders receiving unnecessary assistance. Wait for the rider to command the horse. This is perhaps the single most difficult thing for us to do.
- No Head Coach or family member may lead or sidewalk a student or relative without first obtaining permission from the Show Manager.
- Volunteers may caution a rider to "watch your spacing" but they are not allowed to give instructions.
- If spacing is a problem, a rider may direct his or her horse to circle or cut across the arena.
- The lead line must have 8 - 10" of slack. Don't pull the horse ever - unless safety is an issue. Give the rider all the time he or she needs.
- Riders entered in independent classes may have a safety spotter of their choice in the arena with a lead line just in case for safety issues. This spotter has wide discretion to be as close or as far as he/she feels is appropriate under the circumstances.
- If there are 2 or more aides, the volunteer with the lead line has the responsibility to remain with the horse in the event of a problem. The sidewalker(s) assist the rider.
- If the horse you are working with appears to be upset, you may speak to it and try to calm it. If you feel the horse may disrupt the class, ask the rider to come in off the rail to settle down or if the horse is extremely upset you may ask the judge to be "excused."
- If your rider is closer than 2 horse lengths from another rider, tell your rider to watch his spacing.
- If you are in over your head or you feel there is a possibly dangerous situation, get backup help before an accident happens. If in doubt, err on the side of caution.

RIDER GUIDELINES & RING ETIQUETTE


- All riders must be able to ask their horse to walk forward, halt and turn right and left without help from leader.
- Riders are expected to maintain proper spacing - if you are closer than 2 horse lengths, circle or cut across the arena.
- At all times and at all gaits, the rider is in control of the horse. The volunteers are there for safety only. The judge will penalize riders who rely on volunteers for advice in the arena or whose volunteers guide the horse or "help" too much.
- In the Warm up arena, ride in the same direction as everyone else; if you do meet another horse, pass left shoulder to left shoulder.
- Faster horses ride closer to the rail; slower traffic should be at least 12 feet off the rail. It is the responsibility of the faster rider to tactfully avoid the slower rider.
- Don't halt on the rail.
- Mount and dismount outside the arena unless necessary.
- If you have to make adjustments; i.e., stirrup length, please make them in the warm up arena.
- Sighted riders need to give visually impaired riders the right of way. Visually impaired riders may be arm-banded for safety purposes.
- Outside the arena, WALK ONLY.



Showmanship at CALNET



1. Start at Cone 1
2. Trot from Cone 1 to Cone 2.
3. At Cone 2 stop and set up for inspection.
4. After dismissal, Back up, Halt, Turn 90° to the right and walk to Cone 3.
5. At Cone 3 halt, then walk forward and line up.



Release

**This is an important legal document. Please read this carefully.
Fill in the information on the reverse and sign this release in ink.**

- Athlete/Rider
- Program Volunteer
- Program Coach
- Horse Owner
- CALNET Show Volunteer
- CALNET Show Staff

Participant's Full Name (please print)

Riding Program (please print)

I, the undersigned parent and/or legal guardian/conservator of the participant named, or participant if 18 years of age or older (hereafter referred to as the "Participant"), hereby request permission for the Participant to participate in the Annual State Championships for Riders with Disabilities (hereafter referred to as the "CALNET Show").

I understand that there are risks and hazards inherent in handling and riding horses and in participating in the CALNET Show and that the behavior of horses cannot always be predicted or controlled and that participating in the CALNET Show carries with it the risk of serious injury or death to me or my horse. To help minimize the risks associated with my participation in the CALNET Show, I agree to wear a helmet at all times while mounted and to otherwise fully comply with instructions from the Show Committee and the Show rules and guidelines, which are incorporated herein by this reference. I represent and warrant to you that the Participant is physically and mentally able to participate in the CALNET Show. I further represent and warrant that, if I am a competing athlete, I have obtained a signed, written medical certificate from a licensed physician certifying there is no medical or physical reason why the Participant cannot participate in mounted equestrian activities such as the CALNET Show and that such certificate has been filed with the riding program named above.

LIABILITY RELEASE:

On behalf of the Participant and myself, I acknowledge that the Participant will voluntarily be using the facilities and participating in the CALNET Show at his/her own risk and assumes all risks associated with such participation. In consideration of the Participant being permitted to participate in the CALNET Show, I, on my own behalf, and on behalf of the Participant, his/her heirs, beneficiaries, administrators, executors, and assigns, do hereby, without reservations, waive, release, acquit and forever discharge the said CALNET Show, all participating Operating Centers, CALNET, the California Network for Equestrian Therapy, Unlimited, the Conejo Recreation and Park District, Rancho Potrero Community Equestrian Center, all individual volunteers and the owner of any horses leased or loaned to the Participant for the CALNET Show, Ride On LA, their representatives, officers, agents, sponsors and employees from suits, claims, demands or assertions of liability of any nature whatsoever, for personal injuries, property damage, injury to the incorporeal interests, or other like damages occasioned by, arising from, or otherwise connected with the Participant's participation in said program; and do hereby covenant that no action at law or suit shall ever be brought against the aforementioned representatives, officers, agents, sponsors or employees on account of any matter above set forth.

MEDIA RELEASE:

I understand that the Participant's photograph, voice, or likeness may be used by CALNET, or its licensees. I am specifically granting permission to use the likeness, voice, and words of the Participant in television, radio, films, newspapers, magazines and other media; and in communicating the purposes and activities of this show and in appealing for funds in support of such activities as this group may engage in, without compensations of any kind to the Participant. I also release and authorize the Participant's school, group home, or other organization to release the Participant's name, address, and phone number to this group so that Participant can be kept informed of future activities.

MEDICAL TREATMENT:

In the event of any injury or medical condition experienced by the Participant at the CALNET Show, I am authorizing you to take such measures and arrange for such medical and hospital treatment as you may deem advisable for the health and well-being of the participant. I further agree to pay for such services and to save the CALNET Show, all participating Operating Centers, CALNET, LAEC, their representatives, officers, agents and employees harmless.

AUTOMATIC RENEWAL:

In consideration of the logistical challenges and time constraints involved in renewing releases each year for Participants and Riding Programs alike, this release shall remain in effect, year after year, until specifically revoked in writing and delivered to CALNET. By signing these Releases Participant agrees that CALNET, all Riding Programs involved in the CALNET Show and all entities named in this and future releases, shall be released from liability as if the release had been executed in the year the show takes place.

***I have read the foregoing releases and the attached Show Rules
and agree to be bound by them.***

*(Signature of Participant if 18 years or older.)
if Participant is under 18.)*

(Signature of Conservator, Parent or Guardian)

Today's Date

Home Telephone

Home Address


Business Telephone

City

State, Zip

E-mail

***This is an important legal document. Please read this carefully.
Fill in the information and sign this release in ink.***



Athlete Entry Form

Please fill out one Entry form per rider. Maximum 6 classes per rider.

Rider Name: _____ Age: _____ Horses's Name: _____

Operating Center: _____ Disability: _____


- | Primary Diagnosis | Skill Level | Aides | Riding Preference |
|--|---|----------------------------------|----------------------------------|
| <input type="checkbox"/> Physical Disability | <input type="checkbox"/> Walk Only | <input type="checkbox"/> 3 Aides | <input type="checkbox"/> English |
| <input type="checkbox"/> Mental Disability | <input type="checkbox"/> Beginning Trot | <input type="checkbox"/> 2 Aides | <input type="checkbox"/> Western |
| | <input type="checkbox"/> Intermediate Trot | <input type="checkbox"/> 1 Aide | |
| | <input type="checkbox"/> Advanced Trot | <input type="checkbox"/> 0 Aides | |
| | <input type="checkbox"/> Beg Canter/Lope | | |
| | <input type="checkbox"/> Intermediate Canter/Lope | | |
| | <input type="checkbox"/> Advanced Canter/Lope | | |

NOTES: _____

Class Number (Limit 6)	Class Name	

Coach Name

Coach Signature



Summary Entry Form for Programs or Independent Rider

Individual or Group Name: _____

Contact Person: _____

Address: _____

City, State, Zip: _____

Phone: _____

(Please include emergency phone)

E-Mail: _____

Keep in mind the following:

- **Entries must be received by November 6th.**
- **No entries processed without all fees paid.**
- **Management will split classes by mental, physical ADD, English, Western as entries warrant.**

	Number of Riders Entered
	Number of Volunteers Coming
	Number of Instructors/Coaches
	Number of Family/Others Coming

Summary of Fees Due			
Description		Amount	Total
CALNET Class Fees	No of classes entered	_____ x FREE	
Open Dressage Classes English or Western	Free for riders with disabilities	_____ x \$40 each	
Sunday Lunch	Ride On	_____ x FREE	
All fees due by November 6th Please make checks payable to Ride On Mail to: 10860 Topanga Cyn. Blvd., Chatsworth CA 91311			Total Enclosed: