

TO MAKE OUR VOICES HEARD

TENNESSEE WOMEN'S FIGHT FOR THE VOTE



EXHIBIT HANDBOOK

August 5, 202

Dear Venue,

The Tennessee State Museum and the Tennessee State Library and Archives are delighted to send you *To Make Our Voices Heard: Tennessee Women's Fight for the Vote*, a set of eight panels exploring the long history of women's political involvement in Tennessee that led to a landmark moment in American history--the ratification of the 19th Amendment in Nashville on August 18, 1920.

Intended to bring Tennessee communities together in commemoration of the Women's Suffrage Centennial, we know you will find creative ways to display the panels and possibly even expand the exhibit to include your area's local connections to the suffrage movement. Please share photos of your installation on social media and engage with communities across the state using the hashtag #VoicesHeardTN.

We are all facing unprecedented difficulties and uncertainty due to the coronavirus (COVID-19). Many institutions are turning to digital programming and social media to engage, entertain, and educate their audiences. Meanwhile, schools and universities are shifting to online learning and virtual fieldtrips. Please visit the www.tnwoman100.com website for educator resources and more information on Tennessee's year-long commemoration and celebration of the Woman Suffrage Centennial.

We look forward to connecting with you and hearing about your experiences with *To Make Our Voices Heard*. If you have any questions or comments, please contact us. In the coming weeks we will send evaluation materials, which will enable us to better serve you.

Thank you,

Exhibit Staff

CONTACT INFO

EMAIL: exhibit@tnwoman100.com

Renee White, Exhibitions Coordinator
Tennessee State Museum
Office: (615) 253-0119

IMAGE: Carrie Chapman Catt, from *The Woman Citizen*, September 4, 1920, courtesy of the Tennessee State Library & Archives



CHECKLIST


Panel 1
Title and introduction



Panel 2
Tennessee Women Organize



Panel 3
Suffrage Expands in the State




Panel 4
Suffragists Throughout Tennessee



Panel 5
Half the Battle: Achieving Partial Suffrage




Panel 6
Tennessee: The Deciding Vote



Panel 7
Achieving Voting Rights



Panel 8
Exercising Their Right



PRESS KIT

We hope the *To Make Our Voices Heard: Tennessee Women's Fight for the Vote* exhibit will provide you with many excellent opportunities for media coverage and promotional activities.

The TMOVH press kit is available for direct download using the following link:

https://www.dropbox.com/sh/b3fagu9hr2plqsv/AAAecVf2mgtGx_b5NXMTxZhUa?dl=0

The press kit includes:

- Logos
- Poster and flyer
- Press Images with required credits
- Social Media graphics
- Sample Press Release

The link above directs you to a Dropbox folder. You do not need to sign in or have an account to download the files. In the upper right-hand corner of the webpage look for a "download" tab. Select direct download to save the files to your computer.

REQUIRED INSTITUTIONAL CREDIT LINE

Please note that the following required institutional credits must be included in all materials and announcements produced in association with the exhibit:

To Make Our Voices Heard: Tennessee Women's Fight for the Vote was organized by the Tennessee State Library and Archives and the Tennessee State Museum with funding provided by The Official Committee of the State of Tennessee Woman Suffrage Centennial. This project was also funded in part by a grant from Humanities Tennessee, an independent affiliate of the National Endowment for the Humanities.

SOCIAL MEDIA

Please include the hashtag #VoicesHeardTN on all social media posts to connect your community to the broader state-wide effort to commemorate the Woman Suffrage Centennial. Also, boost engagement, by encouraging your audience to explore the hashtag #VoicesHeardTN to find more stories and activities across the state.

Connect with us on Facebook:

<https://www.facebook.com/tnwoman100/>

<https://www.facebook.com/tnmuseum.org/>

<https://www.facebook.com/TNStateLibraryArchives/>

Connect with us on Instagram and Twitter:

[@tnwoman100](https://www.instagram.com/tnwoman100)

[@tnstatemuseum](https://www.instagram.com/tnstatemuseum)

[@tnlibarchives](https://www.instagram.com/tnlibarchives)

STORY BEHIND THE “CARRIE” FONT

To Make Our Voices Heard Tennessee Women’s Fight for the Vote exhibit features the CARRIE font designed by Tré Seals, founder of Vocal Type. Launched 2016, the company has released multiple typefaces with historically significant backstories that aim to reflect a more diverse perspective. Each of Vocal Type’s typefaces were inspired by archival documents and ephemera—photos, posters, protest signs, correspondence, and other bits of type—from protest movements in America and abroad.

Seals has produced a font based off the typographic “I AM A MAN” broadsides from the 1968 Memphis Sanitation Workers Strike and the CARRIE font, used in this exhibit, references typography from the American Suffrage Movement. The font is named for American suffragist leader Carrie Chapman Catt.



Click below to learn more about Tre Seals and Vocal Type.

<https://www.vocaltype.co/>

<https://eyeondesign.aiga.org/tre-seals-is-turning-typography-into-a-radical-act/>

<https://www.fastcompany.com/90393263/these-powerful-fonts-are-based-on-protest-movements-from-civil-rights-to-suffrage>

INSTALLATION TIPS

The 8 panels in this exhibit are printed in full color on high quality foam core boards. Each panel measures 36" wide x 48" tall. The panels do not need framing and are ready to be hung.

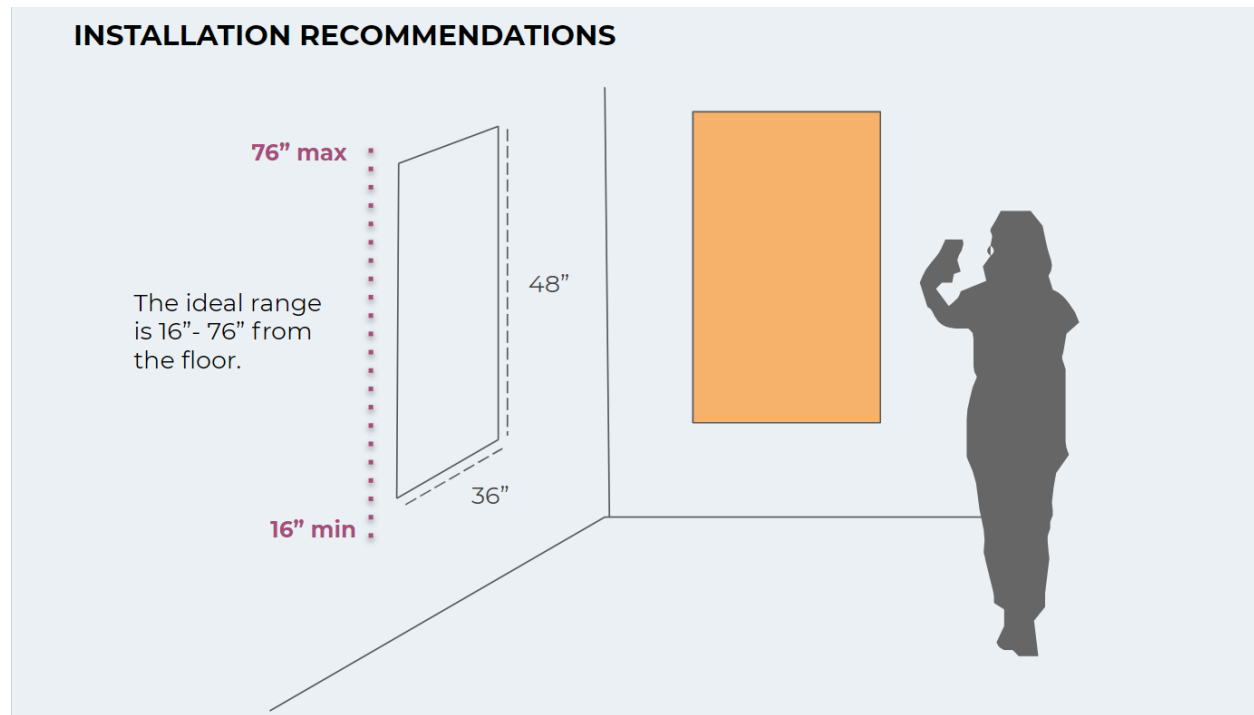
The exhibit box should include enough double-sided tape to apply six pieces to each panel. If you feel a stronger adhesive is needed, we recommend Uline clear bonding tape or something similar. Also, inexpensive display easels from Staples may also be an option.

ULINE TAPE:


<https://www.uline.com/Product/Detail/S-12873/Bonding-VHB-Tape/Uline-Bonding-Tape-1-2-x-72-yds-Clear>

STAPLES EASEL:

https://www.staples.com/Staples-Heavy-Duty-Instant-Display-Easel-Black-Frame/product_1911702



1, 2, 3....



We recommend displaying the panels in the order of 1-8 (see checklist). The panels can be split into groupings as your space allows.

The panels should be evenly spaced from one another or placed adjacent depending on your space. We recommend maintaining a consistent height for all panels.

QR CODE INSTRUCTIONS POSTER

Panel 4 features a QR Code that provides a quick link to the Map of Tennessee Congressional Districts that can be easily scanned by most smart phones. The code links with the digital In recent years, phone companies added a feature that allows QR codes to be scanned directly through the camera. We have produced a poster with instruct

Note: iPhones and iPads (iOS 11 and higher) and Android smartphones (Android 8 and higher) do not need an app to scan QR codes. If your iPhone or iPad is not updated with iOS 11 (which is highly unlikely), you may need to download an app to scan QR codes. Similarly, for Android smartphones that have not been upgraded to Android 8 or 9, need an additional app to scan these QR codes.



DOWNLOAD THE PDF FILE HERE:

<https://public.3.basecamp.com/p/iDLVDeejE8SDVKNZ9iKS4Lta>

EDUCATOR RESOURCES

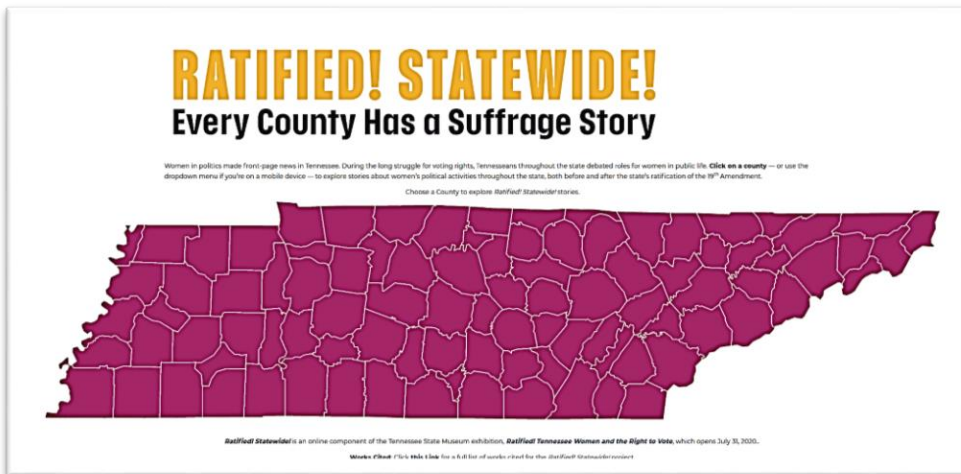
Educator resources from a wide range of institutions and organizations have been compiled on the TNWoman100 website.

<https://tnwoman100.com/educator-resources/>

- Professional Development for Educators
- Lesson Plans
- Primary Source Sets
- Digital Collection & Online Exhibits
- Traveling Trunks & Docs Boxes
- Woman Suffrage Timeline
- Tennessee and the 19th Amendment for Woman Suffrage
- Historical Background
- Videos

Tennessee State Museum recently opened *Ratified! Tennessee Women and the Right to Vote*, an 8,000 square foot exhibition exploring the Women’s Suffrage movement in Tennessee, as well as, an online component called *Ratified! Statewide!* highlighting the suffrage movement in every Tennessee county.

<https://tnmuseum.org/Ratified-Statewide>



Additional digital content is available on the TSM website and YouTube channel.

<https://tnmuseum.org/kids>

<https://tnmuseum.org/Stories>

<https://www.youtube.com/channel/UCWFTjUYCQbBVJDI6JsnygLw/videos>

HUMANITIES TENNESSEE OPPORTUNITY GRANT

To Make Our Voices Heard: Tennessee Women’s Fight for the Vote was funded in part by a grant from Humanities Tennessee, a non-profit affiliate of the National Endowment for the Humanities.


If you are a Tennessee non-profit with an annual budget of \$150,000 or less, we encourage you to learn more about Humanities Tennessee Opportunity Grants. The grants provide financial support (\$2,500 maximum) for public programs and humanities projects.

<https://www.humanitiestennessee.org/programs-grants/our-grants/opportunity-grants/>

TITLE VI POSTER

Because this project was partially supported by Federal funds, all venues must display the following Title VI Statement in clear view. We recommend printing out the letter size poster and displaying near the exhibit or on your community bulletin board.

Title VI prohibits discrimination on the basis of race, color, or national origin in programs and activities receiving Federal financial assistance.



DOWNLOAD THE PDF FILE HERE:

<https://public.3.basecamp.com/p/aY7iRZ1e9jKr4eLcpyKnoWQC>

EVALUATION AND REPORTING

We are committed to evaluating the project and will send more information in the coming weeks. *To Make Our Voices Heard* has been booked by a wide array of institutions across the state. The current breakdown by type of venue is as follows:

Public Library	43%
Museum	33%
Local Government	9%
Archive	9%
School	6%

VISITOR ATTENDANCE

One step that can be taken from day one is to set up a system for tracking attendance to the exhibit and any related public programming.