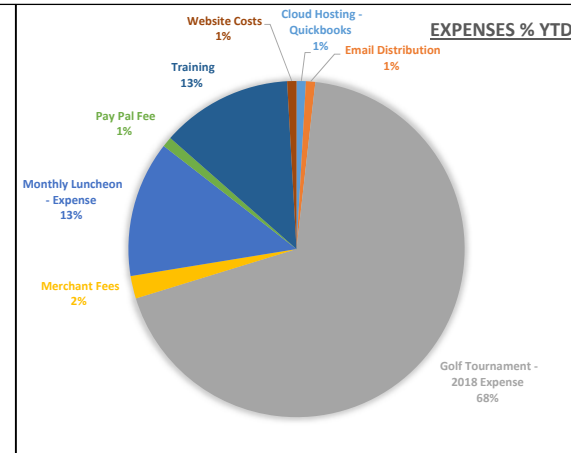
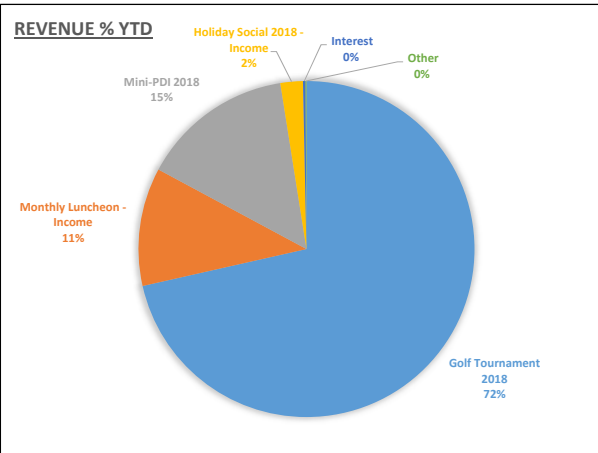
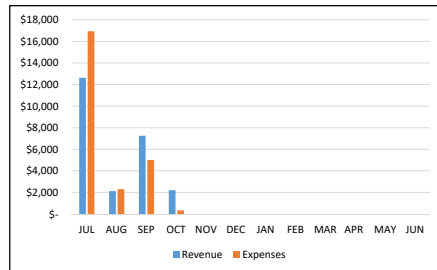


American Society of Military Comptrollers, Washington DC Chapter
FY19 Dashboard
as of 31 October 2018

Cash Flow Statement

Fiscal year begins: 01 July 2018	EOY FY18 Cash Position	2018						2019						Total	
		JUL	AUG	SEP	OCT	NOV	DEC	JAN	FEB	MAR	APR	MAY	JUN		
Cash on Hand (beginning of month)	\$ 345,116.64	\$ 345,116.64	\$ 340,797.39	\$ 340,619.70	\$ 342,878.31	\$ 344,758.08	\$ -	\$ -	\$ -	\$ -	\$ -	\$ -	\$ -	\$ -	\$ -
Revenue															
Golf Tournament 2018 - Register	\$ 3,315.77	\$ 400.00	\$ 2,480.00	\$ 400.00	\$ -	\$ -	\$ -	\$ -	\$ -	\$ -	\$ -	\$ -	\$ -	\$ -	\$ 6,595.77
Golf Tournament 2018 - Sponsor	\$ 5,625.00	\$ 1,020.00	\$ 4,059.00	\$ -	\$ -	\$ -	\$ -	\$ -	\$ -	\$ -	\$ -	\$ -	\$ -	\$ -	\$ 10,704.00
Monthly Luncheon - Income	\$ 95.00	\$ 681.02	\$ 700.65	\$ 1,274.43	\$ -	\$ -	\$ -	\$ -	\$ -	\$ -	\$ -	\$ -	\$ -	\$ -	\$ 2,751.10
Holiday Social 2018 - Income	\$ -	\$ -	\$ -	\$ 523.82	\$ -	\$ -	\$ -	\$ -	\$ -	\$ -	\$ -	\$ -	\$ -	\$ -	\$ 523.82
Interest	\$ 14.74	\$ 14.74	\$ 14.27	\$ 14.75	\$ -	\$ -	\$ -	\$ -	\$ -	\$ -	\$ -	\$ -	\$ -	\$ -	\$ 58.50
Other	\$ 14.14	\$ 2.72	\$ 1.81	\$ 2.44	\$ -	\$ -	\$ -	\$ -	\$ -	\$ -	\$ -	\$ -	\$ -	\$ -	\$ 21.11
Mini-PDI 2018 - Ad	\$ 525.00	\$ -	\$ -	\$ -	\$ -	\$ -	\$ -	\$ -	\$ -	\$ -	\$ -	\$ -	\$ -	\$ -	\$ 525.00
Mini-PDI 2018 - Exhibit	\$ 2,025.00	\$ -	\$ -	\$ -	\$ -	\$ -	\$ -	\$ -	\$ -	\$ -	\$ -	\$ -	\$ -	\$ -	\$ 2,025.00
Mini-PDI 2018 - Sponsor	\$ 1,000.00	\$ -	\$ -	\$ -	\$ -	\$ -	\$ -	\$ -	\$ -	\$ -	\$ -	\$ -	\$ -	\$ -	\$ 1,000.00
Total Revenue	\$ 12,614.65	\$ 2,118.48	\$ 7,255.73	\$ 2,215.44	\$ -	\$ -	\$ -	\$ -	\$ -	\$ -	\$ -	\$ -	\$ -	\$ -	\$ 24,204.30
Expenses															
Cloud Hosting - Quickbooks	\$ 54.99	\$ 54.99	\$ 54.99	\$ 54.99											\$ 219.96
Email Distribution	\$ 55.00	\$ 55.00	\$ 55.00	\$ 55.00											\$ 220.00
Golf Tournament - 2018 Expense	\$ 16,445.48	\$ 370.00	\$ -	\$ -											\$ 16,815.48
Merchant Fees	\$ 248.56	\$ 109.86	\$ 80.81	\$ 95.81											\$ 535.04
Monthly Luncheon - Expense	\$ -	\$ 1,606.42	\$ 1,606.42	\$ -											\$ 3,212.84
Pay Pal Fee	\$ 59.95	\$ 59.95	\$ 59.95	\$ 59.95											\$ 239.80
Training	\$ -	\$ -	\$ 3,100.00	\$ -											\$ 3,100.00
Website Costs	\$ 69.92	\$ 39.95	\$ 39.95	\$ 69.92											\$ 219.74
Scholarship - 2018 - Expense	\$ -	\$ -	\$ -	\$ -											\$ -
Total Expenses	\$ 16,933.90	\$ 2,296.17	\$ 4,997.12	\$ 335.67	\$ -	\$ -	\$ -	\$ -	\$ -	\$ -	\$ -	\$ -	\$ -	\$ -	\$ 24,562.86
Monthly Net Position	\$ (4,319.25)	\$ (177.69)	\$ 2,258.61	\$ 1,879.77											\$ (358.56)
Cash Position (end of month)	\$ 345,116.64	\$ 340,797.39	\$ 340,619.70	\$ 342,878.31	\$ 344,758.08										



Assets	
Current Asset - BOA Checking	\$ 126,708.02
Current Asset - BOA Savings	\$ 217,050.06
Total Assets	\$ 343,758.08
Liabilities & Equity	
Equity	\$ 343,758.08
Total Liabilities & Equity	\$ 343,758.08