

RESORT IMPROVEMENT DISTRICT #1
GENERAL MANAGER'S REPORT
JUNE 2021

GENERAL MANAGER'S ACTIVITIES:

- Attended field staff meetings.
- Corresponded with community members, public agencies, and community organizations.
- Attended various board, committee and staff meetings.
- Collaborated with the HBHRCD, SHFPI regarding the future of the Marina property.

ADMINISTRATION DEPARTMENT:

- Attended various board meetings and staff meetings.
- Updated and made adjustments to RID web page for .gov compliance.
- Completed FAA Cares Act Grant Reimbursement Application.
- Prepared and posted Appropriations Calculation for the 2021/22 tax year and posted the 2020 Consumer Confidence Water Quality Report.
- Completed WAPA Annual Small Customer Plan.
- Applied for Cal OES PSPS Community Power Resiliency (Radios) Grant Time Extension.

WATER TREATMENT DEPARTMENT:

- pH probe on Hach HQ40d meter replaced.
- RCAC groundwater online class for employees.
- RCAC iron online class for employees.
- RCAC nitrates class for employees.
- Consumer Confidence Report completed and uploaded to State and RID websites, posted at General Store.

WASTEWATER TREATMENT DEPARTMENT:

- Lubricated clarifier scum pit handles.
- Chlorine contact chamber cleaned.
- Repaired process water line and replaced process water meter.
- Environmental Protection Agency inspection.

Resort Improvement District #1
General Manager's Report
June 2021

- Installed two 30-inch fans in sludge drying room.
- Supervised Cal-Fire general landscaping at WWTP.
- Performed weed abatement.

POWER GENERATION & DISTRIBUTION DEPARTMENT:

- Finished pole and transformer clearing.
- Assisted on Wes tank water main repair.
- Made a trip to Stockton to pick up materials.
- Added a switch on Humboldt loop and Upper Pacific for future PSPS events.
- Replaced 2 power poles.
- Completed electric inventory report.

PARKS AND RECREATION AND MISCELLANEOUS:

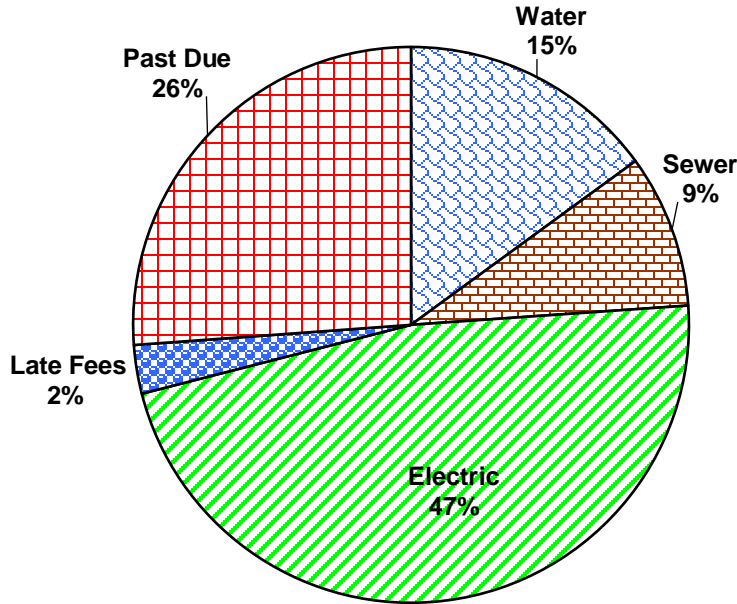
- 2 employees travelled to San Francisco to take an online test for Grade 2 wastewater and Treatment 2 water. Both passed!
- Assisted Fire Department with evacuation sign installation.

END OF GENERAL DISCUSSION
Provided by: RID Staff Members
OPERATIONAL DATA FOLLOWS

APPENDIX OF OPERATIONAL DATA FOR THE MONTH OF JUNE 2021

ADMINISTRATION

**Utility
 Billing:**



Utility	Residential Utilities	Residential Capital Fac	Commercial Utilities	Commercial Capital Fac	Total Billing	Last Years Billing Total
Water	\$33,560	\$0	\$4,006	\$0	\$37,565	\$34,815
Sewer	\$20,067		\$2,340		\$22,408	\$22,113
Electric	\$94,378	\$0	\$23,899	\$0	\$118,277	\$113,408
Late Fees	\$7,148		-\$51		\$7,097	\$5,379
Past Due	\$62,250		\$3,402		\$65,652	\$63,166
Total	\$217,403	\$0	\$33,596	\$0	\$250,999	\$238,882
	86.6%	0.0%	13.4%	0.0%		

Utility	Residential Usage	Commercial Usage	RID Usage	Total Metered Usage	Last Years Total Metered Usage
Water (cuft)	399,129	49,208	83,594	531,931	460,881
	75.0%	9.3%	15.7%		
Elec (KwH)	281,330	67,870	46,109	395,309	385,564
	71.2%	17.2%	11.7%		

PARKS AND RECREATION

GOLF LINKS:

Revenue Source	Previous Balance	Monthly Total	F/Y to Date	Budget
Greens Fee Total	\$15,538.00	\$2,065.00	\$17,603.00	
Total Revenue to Date			\$17,603.00	\$10,000.00

**GOLF LINKS GREEN FEE HONOR SYSTEM SUMMARY
 THANKYOU FOR SUPPORTING CONTINUED OPERATION**

Honorable Golfers June 2021

Name	Greens Fees			JUNE 2021 Total Amount
		6/30		
Kiosk Cash		\$1,325.00		\$1,325.00
Kiosk CC		\$740.00		\$740.00
Annual Greens Fee Passes				\$0.00
TOTAL				\$2,065.00

FIRE DEPARTMENT

RESPONSES:

	<u>Number</u>	<u>Date</u>	<u>Amount</u>	<u>F/F Turn-out</u>
Wildland Fire:	5370	6/5	1	5 F/F
Medical Aid:	5511	6/9	1	5 F/F
Medical Aid:	5554	6/10	1	3 F/F
Cliff Rescue	5671	6/13	1	3 F/F
Medical Aid: w/ Medivac	5777	6/16	1	7 F/F
Public Assist: Lockout	5871	6/19	1	1 F/F
Medical Aid:	5921	6/20	1	8 F/F
Medical Aid:	5966	6/21	1	5 F/F
Public Assist: Lift assist	6030	6/23	1	1 F/F
Medical Aid:	6148	6/26	1	6 F/F
Traffic Collision NAR	6164	6/27	1	8 F/F
Medical Aid: Lift Assist	6178	6/27	1	6 F/F
Motorcycle vs. deer	6192	6/27	1	8 F/F
Medical Aid:	6227	6/28	1	4 F/F

**Resort Improvement District #1
General Manager's Report
June 2021**

EQUIPMENT STATUS:

	ID	
Command/Ocean Rescue	5100	In Service
Brush Engine	5111	In Service
WUI Type 1 Engine	5116	In Service
Command Type 6 Wildland Engine	5146	In Service
Rescue/Engine Type 6	5147	In Service
Rescue/Ambulance	5171	In Service
RIB 17ft Boat	5172	In Service
Yamaha Jet Ski	5173	In Service
4 x 4 Quad	5174	In Service
Polaris Ranger 6 x 6 ATV	5175	In Service

TRAINING ACTIVITIES:

	<u>Date</u>	<u>Description</u>	<u>F/F Turn-out</u>
Fire Drill:	6/2	Duty Officer Meeting	8 F/F
Fire Drill:	6/2	Inventory and Drafting 5116, 5146	14 F/F
Med Drill:	6/9	Femur Fx - Splinting Plus 1 FF from Whale Gulch	13 F/F
Fire Drill:	6/16	Cutting Line Hillside to Landis	15 F/F
Fire Drill:	6/23	Wildland engine drill	14 F/F
Fire Drill:	6/30	Plan the 4th. Check all units Plus 2 new recruits	15 F/F

OUTSIDE TRAINING:

6/1	Narcan Class at Briceland Fire	2 F/Fs
6/12	Wildland Training at Schroeder's Mill	6 F/Fs
6/13	Wildland Evacuation Drill	12 F/Fs
6/20	Wildland Fire Training	9 F/Fs
6/24	Wildland Fire Training	9 F/Fs
6/26	Ocean Rescue Training	3 F/Fs
6/28	Wildfire Class - Redway Fire	? F/Fs
6/28	SHFCA at Redway Fire	2 F/Fs
6/29	Wildfire Class - Redway Fire	2 F/Fs

ELECTRICAL UTILITY

ELECTRICAL SERVICE CONNECTIONS:

		<u>Locations</u>
• Services Requested:	0	
• Services Connected:	0	
Previous Connections	4	
• F/Y Connections to date:	<u>4</u>	

**Resort Improvement District #1
General Manager's Report
June 2021**

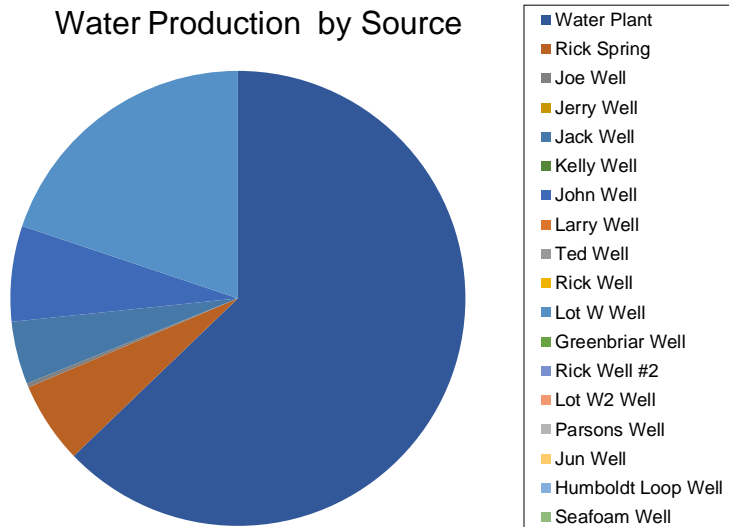
POWER OUTAGES:

- Scheduled Outages: 2 Spring Road and Humboldt Loop Road areas
 - Unscheduled Outages: 1 PGE Whole Cove
-
- Total # of Outages: **3**

WATER UTILITY

- Total Gallons Finished Water Produced: 4,388,370 gallons
 - Water Plant (Telegraph Creek): 2,757,000 gallons
 - Rick Spring (Toth Rd): 253,600 gallons
 - Joe Well (Cougar Rd): 13,015 gallons
 - Jerry Well (Willow Glen Rd): 0 gallons
 - Jack Well (Willow Glen Rd): 195,602 gallons
 - Kelly Well (Kelly Rd): 0 gallons
 - John Well (King's Peak Rd): 298,153 gallons
 - Larry Well (Wood Ct): 0 gallons
 - Ted Well (Shaller Ct): 0 gallons
 - Rick Well (Toth Rd): 0 gallons
 - Lot W Well (Willow Glen Rd): 871,000 gallons
 - Greenbriar Well (Toth Rd): 0 gallons
 - Rick Well #2 (Toth Rd): 0 gallons
 - Lot W2 Well (Willow Glen Rd): 0 gallons
 - Parsons Well: 0 gallons
 - Jun Well: 0 gallons
 - Humboldt Loop Well: 0 gallons
 - Seafoam Well: 0 gallons

Water Production by Source



- Water Treatment Hours of Operation: 279.0 hours
- Monthly Rainfall Total: 2.00 inches
- Previous 20/21 Annual Rainfall Total: 47.55 inches
- Current 20/21 Annual Rainfall Total: 49.55 inches

**Resort Improvement District #1
General Manager's Report
June 2021**

WATER SERVICE CONNECTIONS:

Locations

- Services Requested: 0
- Services Connected: 0

Previous Connections 6

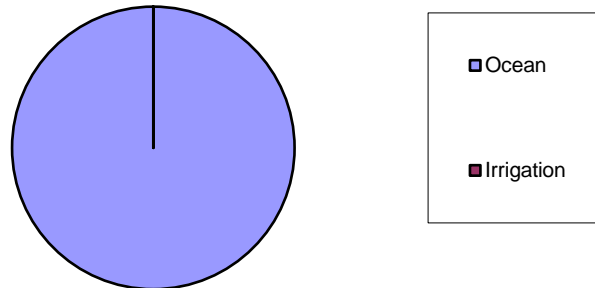
- F/Y Connections to date: 6

WASTEWATER UTILITY

FLOWS INTO PLANT:

High:	91,466 gals/day
Low:	42,141 gals/day
Monthly Total:	1,762,482

Wastewater Treatment Plant Effluent



SEWER SERVICE CONNECTIONS:

Locations

- Services Requested: 0
- Services Connected: 0

Previous Connections 4

- F/Y Connections to date: 4

CAPITAL CONSTRUCTION PROJECTS

Construction work. Assistance with the electrical department, & Cal-Fire crews.

INTRA DEPARTMENTAL SAFETY MEETINGS

Date	Items Discussed
6/1/2021	Online, Target Solutions.

**Resort Improvement District #1
General Manager's Report
June 2021**

ON-CALL INCIDENT REPORT

Date/Time	Location	Description of Incident
6/13/2021	WWTP	Front gate not closed. Manually closed it.
8:48 PM		
Personnel Responding: Frank Wilson		

Date/Time	Location	Description of Incident
6/24/2021	Humboldt Loop Road area.	Called because power was still off, due to scheduled outage. Located Electrical Crew for time estimate for future calls.
4:41 PM		
Personnel Responding: Joe Mendes		

END OF REPORT