



SACHS é uma
marca da ZF



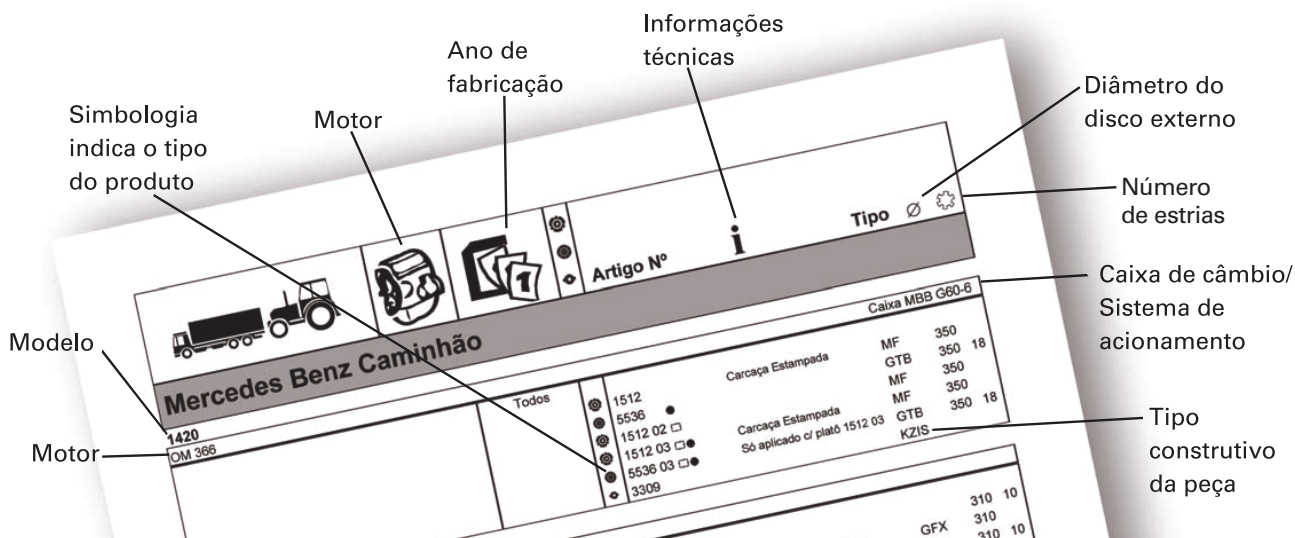
Válido a partir de 06.2014

Embreagem e componentes para as linhas pesada e agrícola.



SACHS

Entenda a simbologia SACHS



Entenda a numeração SACHS

Produtos	Prefixo	Sufixo	Exemplo
Platô simples	1	-	1307
Platô bi-disco	7	-	7734
Disco	5	-	5381
Mancal	3	-	3378
Kit simples / Kit plus	6	-	6561
Conjunto	9	-	9588
Kit garfo	2	-	2561
Tubo guia	4	-	4998


Produtos	Prefixo	Sufixo	Exemplo
Cilindro mestre	82	-	82002
Cilindro escravo	83	-	83001
Conjunto de cilindros	84	-	84002

Produtos	Sufixo	Exemplo
Peça remanufaturada Linha Leve	02	1307 02
Peça remanufaturada Linha Pesada	03	1307 03



Simbologia

	Modelo		Disco		Item opcional
	Ano		Mancal		Disponível somente como kit
	Motor		Kit garfo		Disponível somente como conjunto
	Diâmetro (mm)		Modelo reforçado (Heavy Duty)		Lançamento
	Estrias		Conjunto sem mancal		Montagem do mancal sobre o eixo piloto
	Informações adicionais		Platô bi-disco		Montagem do mancal sobre o tubo guia
	Kit		Item remanufaturado		Tubo guia
	Conjunto		Atuador hidráulico		Item com fornecimento original para montadora
	Platô				



Liderança em embreagens.

Produtos originais

e serviços inovadores.



A família SACHS cresceu.

***Conheça a linha
de amortecedores.***

Índice por aplicação



AGCO - Massey Ferguson

Colheitadeira 6850 / 6855	1
Colheitadeira Ideal 1170 A / 1175 A / 9070 A / 9075 A	1
Maxion	1
Trator MF 235 / MF 250 / MF 270	1
Trator MF 265 4x2 / 4x4	1
Trator MF 275 4x2 / 4x4	2
Trator MF 283 / MF 292 / MF 297 / MF 299	2
Trator MF 285	2
Trator MF 290 / 290/4 / 290 LS	2
Trator MF 5275	2
Trator MF 5275 / MF 5285	3
Trator MF 5290	3
Trator MF 55X	3
Trator MF 630 / MF 650	3
Trator MF 65X	3
Trator MF 660	3
Trator MF 80 / 80 HS / 80 HD / MF 86 / 86 HS / 86 HD	4
Trator MF 9150 / MF 9170	4
Trator MX 90 A	4
Trator MX 90T A	4

AGCO - Maxion

Colheitadeira Ideal 9075T A / 9090	4
--	---

AGCO - Valtra / Valmet

60 / 62 / 65 / 68 / 85 / 88	4
BH 140 / BH 145 / BH 160 / BH 165 / BH 180 / BH 185i	5
BM 85 / BM 100 / BM 110 / BM 120	5
VT 118 / 128	5
VT 1280 / 1380 / 1580 / 1680 / 1880 / 1780 / R	5
VT 880 / VT 985	5

Agrale

1600 D / 1800 D / 4500 D / 5000 D	7
6000 CD / RS / RD	7
7000 / 7500 DX	7
7000 D	7
7500	7
7500 / 8500 / 9200 E-tronic	8
8500 / 9200	9
Chassi MA 12.0 E-tronic	9
Chassi MA 15.0	9
Chassi MT 12.0 LE E-tronic	9
Chassi MT 12.0 SB E-tronic	9
Furgovan	9
Furgovan 6000 / RS / E	10
Furgovan 8000	10
Furgovan 8000 E-mec	10

Índice por aplicação

.....

Agrale Microônibus	
Chassi MA 7.5 E-mec	10
Chassi MA 8.5 / 9.2 E-tronic	11
Chassi MA 9.2 Green E-tronic	11
MA 7.5 / 8.5 / 9.2 E-tronic	12
MA 9.2 / 10.0	12
Senior MA 7.5T / 8.5T Mecânico	12
Volare A5 / A6	13
Volare A8 Mecânico	13
Volare V5 / V6	13
Volare V8 6535 / 7385 Mecânico	13
Volare W8 / W9	14
Volare W8 / W9 Eletrônico	14
Volare W8 Eletrônico	15
Volare W8 Mecânico	15
Agrale Motor Estacionário	
M 80 / M 85 / M 90 / M 90 com redutor / M 93 / M790	15
Agrale Trator	
4.100 Agrale M 90 / M 93 / 4.118 M 95	16
T 416 / T 420	16
CBT	
1020 / 1065 / 1090 / 1090 A / 1105 / 2080 / 2100	17
2105 / 2400 / 2500 / 2600 / 3000	17
8060 / 8240 / 8260 / 8440 / 8450	17
Clark / Hyster / Itamarati / VME / Yale	
Equipamento Clark C 300 - HY 40 / 50	17
Hyster H 40 / 50K - H 35 / 45 / 55 / 60N	17
Itamaraty / Yale	17
Ford Caminhão	
Cargo 1113 / 1313	19
Cargo 1117 / 1215 / 1218 / 1317 / 1415 / 1417 / 1418 / 1419 / 1517 / 1519 / 1615 / 1617 / 1618 / 1619 / 1621 / 1717	19
Cargo 1119	19
Cargo 1215 / 1415 / 1417	20
Cargo 1217	20
Cargo 1317e / 1517e / 1717e	21
Cargo 1319 / 1519	21
Cargo 1421 / 1422 / 1521 / 1622 / 1721 / 1722	21
Cargo 1521	22
Cargo 1630 / 1730 / 1731	22
Cargo 1722e	23
Cargo 1723	23
Cargo 1932 R	23
Cargo 1933	24
Cargo 2217 / 2218 / 2219 / 2319	24
Cargo 2217 / 2219	24

Índice por aplicação



Ford Caminhão

Cargo 2322 / 2421 / 2422 / 2622	25
Cargo 2324 / 2422 / 2425 / 2626 / 2630 / 2631	25
Cargo 2422e	26
Cargo 2423	26
Cargo 2428e	27
Cargo 2429	27
Cargo 2623	27
Cargo 2626	28
Cargo 2628e / 2622e	28
Cargo 2629	28
Cargo 2632e	29
Cargo 2932e	29
Cargo 3132	29
Cargo 3133	30
Cargo 3222	30
Cargo 3224 / 3530	31
Cargo 4030 / 4031 / 4331	31
Cargo 4331 Maxton	32
Cargo 4432e / 4532e	32
Cargo 5032e	33
Cargo 712 E	33
Cargo 814 / 815	33
Cargo 815 E / 915	34
Cargo 816e	34
F 11000 / 12000	34
F 11000 / 13000 / 14000 / 16000 / 19000	34
F 12000 / F 14000 / F 16000	35
F 14000 HD	35
F 21000 / 22000	35
F 250 / F 350	36
F 350 / F 400	36
F 4000	36
F 600	37
F 600 / F 700	37
F 7000 / FT 7000	38
F 750	38

Ford Microônibus

FB 4000	38
---------------	----

Ford Ônibus

B 1618	38
B 1621	39

General Motors

11 000 / 12 000 / 13 000 / 14 000 / 15 000	41
11 000 / 12 000 / 14 000	41
12 170 / 14 190 / 16 220	41
21 000 / 22 000	41

Índice por aplicação

.....

General Motors	
22 000	42
6000	42
A 60 / 70 / 80 / 90 / C 60 / C 70	42
C 60	42
D 40	42
D 60	43
D 60 / 70 / 90	43
D 70 / 80 / 90	43
GMC 3-500	43
GMC 6-100	43
GMC 6-150	43
Iveco	
Cavallino 450 E 32 T / New Cavallino 450 E 33 T	45
Euro Tech	45
Euro Trakker	45
EuroCargo 120 E 15	45
EuroCargo 160 E 21	46
EuroCargo 230 E 24 6x2	46
EuroCargo 260 E 25 6x4	46
EuroCargo Lixeiro 170 E 22	46
EuroCargo Tector 170 E 21	47
EuroCargo Tector 170 E 22	47
EuroCargo Tector 230 E 22	47
EuroCargo Tector 230 E 24	47
Iveco Cursor 450 E 33 T	47
Stradale 240 E 25S 6x2	48
Stralis 360	48
Stralis 380 / 410 / 460	48
Stralis 400 / 440 / 480	49
Stralis 4x2 / 6X2 / 6X4	49
Tector 170 E 25/25T 4x2	49
Tector 240 E 25 6x2	49
Tector 260 E 25 6x4	50
Vertis 130V18	50
Vertis 130V19	50
Iveco Ônibus	
CC 170E22	50
EuroCargo Tector Scudato CC170 E 23	51
JOHN DEERE / SLC	
1000	53
Colheitadeira 1165 / 1175	53
Colheitadeira 6200	53
Colheitadeira 6300 / 7200 / 7300 / 7500 / 7700	53
Mafersa Ônibus	
M 210	53

Índice por aplicação



Mafersa Ônibus

Mercedes Benz Caminhão

1014 / 1214	55
1111	55
1113	56
1114	57
1114 / 1116 / 1117 / 1313 / 1314 / 1316 / 1317 / 1513 / 1514 / 1516 / 1517 / 1518 / 1813 / 1816	57
1114 / 1313 / 1314 / 1517 / 1714 / 1718	58
1117 / 1118 / 1518	58
1117 / 1217 / 1218 / 1319 / 1417 / 1418 / 1419 / 1620 / 1621 / 1717 / 1720 / 1721	59
1214 / 1318 / 1414 / 1614 / 1618	59
1214 C / 1215 C / 1718 C	60
1218	60
1218 / 1418	61
1218 C / 1318 C / 1418 C / 1718 C	61
1418 / 1519 / 1520 / 1819 / 1820	61
1420 / 1620	61
1518	62
1524	62
1525	62
1620	63
1622	63
1625	65
1630	66
1630 / 1632	66
1634	66
1718 M	67
1720	67
1723 / S	68
1725	68
1728	69
1924	70
1929	70
1932	70
1933	71
1934	71
1935 / 1936 / 1941	72
1935 / 1941	72
1938 / LS / S	72
1944 / S	73
2013 / 2014 / 2213 / 2214 / 2216 / 2217	73
2038	74
2214 / 2215 / 2218 / 2314 / 2418	74
2219	75
2220	75
2225	75
2318	76
2325	77

Índice por aplicação

.....

Mercedes Benz Caminhão	
2423 B/K	77
2428	78
2625 / 2635	79
2638	79
2638 / 2638 S	80
2726	80
608 / 708	81
609 / 709 / 710 / 809	81
710	81
710 C / 712 C / 914 C	81
712	82
712 / 812 / 912	82
914	82
915 E	83
917	83
Accelo 1016	84
Accelo 1016 C	84
Accelo 815	84
Accelo 915 C	84
Actros 2546 6x2 / 2646 6x4 / 4844K	85
Atego 1315 C	85
Atego 1418 / 1518 / 1718	85
Atego 1419 / 1719	86
Atego 1518 / 1718 M (Lixeiro)	87
Atego 1718 M (Lixeiro)	87
Atego 1725	88
Atego 1726	88
Atego 2425 / 2425 M (Lixeiro)	89
Atego 2426	89
Atego 2428	90
Atron 1319	90
Atron 2324	91
Atron 2729 Basculante / 2729 Betoneira / 2729 Plataforma	91
Axor 1933 / 2533 Rodoviário	91
Axor 2035 4x2 / 2040 4x2 / 2044 4x2 / 2540 6x2 / 2544 6x2 Rodoviário / Axor Premium	91
Axor 2036 / 2041	92
Axor 2536 / 2541 / 2544	92
Axor 2640 6x4 / 2644 6x4 - Rodoviário	92
Axor 2641	92
Axor 2826 - Fora de estrada	93
Axor 2831 - Fora de estrada	93
Axor 3340 / 3344 6x4 Fora estrada / Basculante/ Plataforma	93
Axor 3341 / 4141	93
Axor 4140 6x4 / 4144 6x4 - Fora de estrada	94
L 1720	94
LN 710	94
LP/LPA 321	95

Índice por aplicação



Mercedes Benz Microônibus

412 D	95
L 608 D / L 708 D	96
LO 608	96
LO 610 / 715 / 812 / 814 / 914	96
LO 708	96
LO 712	97
LO 914 / LO 915	97
LO 915	98
LO 916	99

Mercedes Benz Ônibus

LP / LPO 321	100
O 321 / O 352	101
O 326 / O 355 / O 364 / O 365	101
O 362 / O 364	101
O 364	102
O 365 11 R	102
O 370	103
O 371	104
O 400	107
O 500	108
OF / OH 1318	110
OF / OH 1620	111
OF / OH 1719 / OF 1721	111
OF 1113 / OF 1114 / (OF / OH) 1313 / (OF / OH) 1314 / OH 1518	111
OF 1113 / OF 1115 / OF 1315	112
OF 1113 A / OF 1621	112
OF 1114 / OH 1114 / OH 1313 / OH 1316	113
OF 1218	113
OF 1318 / OF 1618	113
OF 1417 / OF 1418 / OH 1417 / OH 1418	114
OF 1420 / OF 1521 / OF 1620 / OF 1721	115
OF 1625	115
OF 1722 M	115
OH 1113 / OH 1114 / OH 1118 / OH 1128 / OH 1214 / OH 1315 / OH 1618 / OH 2418	116
OH 1113 A / OH 1318 / OH 1420 / OH 1421 L / OH 1521 / OH 1621L/E / OH 1721	116
OH 1418 / OH 1419 / OH 1518 / OH 1520 (Após Chassi 793543)	117
OH 1418 / OH 1419 / OH 1518 / OH 1520 (Até Chassi 793543)	117
OH 1421 / OH 1623 LG	117
OH 1517	117
OH 1518	117
OH 1621 LE	118
OH 1628 L	118
OH 1635 L / OH 1636	119
OH 1722	119
OH 2325	120

New Holland Colheitadeira

Índice por aplicação

.....

New Holland Colheitadeira	
1530 / 4040 / 5050	121
8040	121
TC 55	121
New Holland Trator	
4600 / 4610 / 4630 / 5030	121
5600 / 6600	121
5610 / 6610	122
5630 / 6630	122
7610	122
7630	122
7810 / 7830 / 8030	122
Randon	
RK 420 / 425	123
RK 430 / 430 B	123
Scania Caminhão	
(L / LS / LT) 75 / (L / LS / LT) 76 / L 100 / (L / LS) 101 / (L / LS / LT) 110 / (L / LK / LS / LT) 111	125
114 (P 114 / R 114 / T 114)	125
124 (P 124 / R 124 / T 124)	125
G 380 6x2 / G 420 6x4 / G 440 6x4 / R 440 6x4	126
G 400	126
G 400 / 440 / 480	126
G 420	127
G 420 / G 440 / G 470	127
G 470 LA 6x4 / R 470 LA 6x4	127
P 230 / P 270 / P 310	128
P 250	128
P 250 / P 270 / P 310	128
P 340	129
P 360	129
P 420	130
P 93 (Argentino)	130
P 93 Série 4 Betoneira (Tomada de força)	130
P 94	130
P 94 Série 4 Betoneira 8x4 (Tomada de força)	131
R 112	131
R 112 / R 142 / R 143	132
R 113 / T 113 / TH 113 / T 143	132
R 143	132
R 164 GA 6x4 NZ 480	133
R 400 / 440 / 480	133
R 420 / R 440 / R 470 / R 500	133
R 500 LA 6x2	133
R 560 / R 620	134
T 112	134
T 112 / T 113 / T 142 / T 143	134

Índice por aplicação

.....

Scania Ônibus	
B 111	135
B 75 / 76 / 110 / 111 / BR 115 / 116	135
BR 116	135
F 112 HL / F 113 HL / K 113 / S 113	135
F 94	136
K 112	136
K 113 (5 e 6 marchas)	137
K 113 / L 113	137
K 124	137
K 270 / K 310	137
K 310	138
K 340 / K 380 / K 420	138
K 94	139
K 94 / L 94	139
L 113	140
S 112	140
S 113 (5 e 6 marchas)	141
S 113	140
Terex	
Veículo Militar	141
Volkswagen Caminhão	
12-140 / 12-140 H / 12-140 T / 13-130 / 14-140	143
12-170 / 13-170 / 13-190 / 14-150 / 14-170 / 14-180 / 14-190 / 15-170 / 15-190 / 16-170 / 16-200	143
12-180 / 13-180 / 14-150 / 14-170 / 14-200 / 15-180 / 16-180 / 16-200	143
13 150	144
14-210 / 14-220 / 16-210 / 16-220 / 17-210 / 17-220	144
16-300 / 17-300 / 17-310	145
17-180E	146
17-250E	146
18-310	146
23-210 / 23-220 / 24-220 / 26-220	147
23-310 / 26-310	147
24-250 / 26-250 / 26-300	148
31-310	148
35-300	149
40-300	150
6-140 / 7-100 / 7-110 / 7-140 / 8-100 / 8-120 / L 80	150
6-140 / 7-120	151
6-80 / 6-90	151
8-140 / 8-150	151
8150 E / 9150 E	151
8-160 / 9-160	152
Constellation 13-180E / 15-180E	152
Constellation 17-250E / 17-260E	153
Constellation 17-330 / 19-330 / 19-390 / 19-400	153
Constellation 19-320E / 19-340E / 19-360E / 19-370E / 19-380E / 19-420E	153

Índice por aplicação



Volkswagen Caminhão

Constellation 23-260E / 24-250E / 24-260E	153
Constellation 24-330 / 25-390 / 25-400	154
Constellation 25-320E / 25-340E / 25-360E / 25-370E / 25-380E / 25-420E / 26-360E	154
Constellation 31-320E / 31-340E / 31-370E / 31-380E	154
Constellation 31-330 / 31-390 / 31-400	154
Titan 18-310 / 23-310 / 26-310	155
Worker 13-170E / 15-170E	155
Worker 13-180 / 15-180	155
Worker 13-180E / 15-180E	156
Worker 13-190 / 15-190	156
Worker 17-210 / 17-220	156
Worker 17-250E	157
Worker 17-310 / 18-310	157
Worker 24-210 / 26-310	158
Worker 24-220 / 26-220 / 26-260	158
Worker 24-250E / 26-260E	159
Worker 31-260	159
Worker 31-260E	160
Worker 31-310	160

Volkswagen Microônibus

8-120 OD	160
8-140 / 8-150 / 9-150 / 9-150 OD / CO	161
8150 EOD / 9150 EOD	161
8-160 OD / 9-160 OD	162

Volkswagen Ônibus

15 180 EOD / 15 190 EOD	162
15 190 EOD	162
16 210 OD / 17 210 OD	162
16 260 EOT	163
17 210 EOD / 17 230 EOD	163
17 230 EOD	163
17 240 OT / 17 260 EOT	164
17 260 EOT	164
18 310 OT	164
18 320 EOT	164

Volvo Caminhão

FH / FM 12 4x2 / 6x2 Globetrotter	167
FH / FM 13 4x2	167
FH 12 4x2	167
FH 12 6x4 Globetrotter	167
FH 400 / 440 / 480 / 520 / 4x2 T / 6x2 T / 6x4 T	169
FM 11 4x2 T / 6x2 T	169
FM 12 4x2 / 6x2	169
FM 12 4x2 / 6x2 Globetrotter	170
FM 12 6x4 Globetrotter	170
FM 400 6x4 / 8x4 Rígido / 6x4 Trator	172

Índice por aplicação



Volvo Caminhão

FM 440 6x4 / 8x4 Rígido / 6x4 Trator	173
FM 480 6x4 / 8x4 Rígido / 6x4 Trator	173
N 10	173
N 12	174
NH 12 4x2 / 6x2	175
NH 12 4x2 / 6x2 Globetrotter	175
NH 12 6x4	176
NH 12 6x4 Globetrotter	176
NL 10 4X2	178
NL 10 4x2 / 6x2	178
NL 10 6x4	179
NL 12 4X2 / 6X4	179
NL 12 6x4	179
VM 17 / VM 23	180
VM 17 210 / 23 210	180
VM 17 240 / 23 240	180
VM 210 4x2 / 6x2	180
VM 260 4x2 / 6x2	181
VM 260 6x4	181
VM 260 R	181
VM 310 4x2 / 6x4	181

Volvo Ônibus

B 10M	182
B 10R	182
B 12B / B12R 4x2 / 6x2 - Rodoviário	182
B 58	183
B 7R	183
B12 R 6x2 / 8x2	183
B9 R	184

Índice por ítem

Item	Página	Item	Página	Item	Página
1078	19, 20, 24, 25, 38, 39, 143, 144	1134	197	1181	62, 63, 65, 66, 70, 71, 75, 76, 77, 104, 107, 115, 120, 187
1078 03	19, 20, 24, 25, 38, 39, 143, 144	1137	197	1181 03	62, 63, 65, 66, 70, 71, 75, 76, 77, 104, 107, 115, 120, 187
1079 03	21, 22, 25, 30, 31, 35, 41, 46, 49, 50, 51, 144, 145, 147, 156, 157, 180	1138	197	1183	197
1081 03	197	1139	197	1185	197
1082 03	22, 23, 26, 27, 28, 31, 32, 145, 146, 147, 148, 149, 150, 155, 157, 158, 159, 160, 162, 163, 164, 180, 181	1141	197	1186	197
1085	1, 4, 8, 34, 35, 37, 38, 43, 45, 185, 186, 187, 188	1142	197	1192	5, 53, 185, 186, 187
1097 03	66, 72, 73, 74, 80, 91, 93, 107, 108, 109	1142 03	197	1192 03	5, 53, 187
1101	197	1147	197	1193	197
1106	1, 4, 121, 185, 186, 187	1150	61, 75, 101, 103, 117, 187	1197	183
1106 02	185, 186	1150 03	61, 75, 101, 103, 117, 187	1198	53, 62, 70, 75, 103, 104, 117, 187
1106 03	1, 4, 121, 185, 186, 187	1151	197	1198 03	53, 62, 70, 75, 103, 104, 117, 186, 187
1107	197	1152	125, 131, 135, 136, 140	1201	141, 187
1107 03	1, 4, 57, 121	1152 03	125, 131, 135, 136, 140	1201 03	141
1111	197	1153	197	1202	81
1112	197	1155	197	1202 03	81
1114	197	1156	197	1203	81, 82, 96, 102
1115	197	1157	197	1203 03	81, 82, 96, 102
1116	197	1159	197	1207	197
1120	197	1163	197	1209	197
1122	197	1164	197	1211	197
1123	197	1165	197	1214	197
1125	197	1165 03	197	1215	71, 103, 105, 187
1132	197	1166	197	1215 03	71, 103, 105, 187
1133	197	1172	197	1228	197
		1172 03	197	1228 03	178
		1176	197	1229	197
		1179	197		
		1179 03	197		

Índice por ítem

.....

Ítem	Página	Ítem	Página	Ítem	Página
1229 03	178, 182, 183	1277	15, 16, 187, 188	1322	1, 185
1231	197	1278	16, 187	1324	122, 187
1232	197	1279	185	1324 03	122, 186, 187
1232 03	132, 134, 137, 141	1279 03	36, 187	1325	121, 187
1233	197	1280 03	121, 187	1325 03	121
1233 03	132, 134, 137, 140, 141	1281	197	1342	114, 187, 188
1235	197	1282	197	1342 03	114, 187
1237	197	1282 03	7, 36, 38	1452	17, 18, 185
1237 03	197	1286	17, 43, 185, 187	1458	42
1238	15, 187, 188	1286 02	185, 186	1462	197
1240	197	1286 03	17, 43, 185, 186, 187	1464	197
1243	197	1288	197	1465	197
1246	81, 187	1289	197	1466	197
1246 03	81, 187	1290	197	1466 03	197
1248	197	1291	197	1467	197
1249	121, 187	1296	197	1467 03	197
1249 03	121, 187	1297	197	1468	197
1251	197	1300	42, 53, 185, 186, 187, 188	1469	178, 182, 183, 187, 188
1251 03	182, 183	1301	197	1469 03	178, 182, 183, 187
1254	62, 63, 66, 70, 75, 76, 77, 104, 120, 187	1302	197	1470	132, 134, 137, 140, 141, 187, 188
1254 03	62, 63, 66, 70, 75, 76, 77, 104, 120, 187	1303	197	1470 03	132, 134, 137, 140, 141
1255	197	1304	197	1473	197
1258	186	1306	197	1474	197
1259	197	1308	197	1474 03	197
1265	17, 121, 122, 185, 187	1313	4, 185	1478	197
1265 03	17, 121, 122, 185, 186, 187	1315 03	197	1481	197
1271	197	1316	197	1481 03	197
		1316 03	197		

Índice por ítem

Item	Página	Item	Página	Item	Página
1482	123, 187, 188	1530	130	1713	169, 187
1482 03	123, 186, 187	1532	197	1780	3, 4, 5, 185, 187
1483	185	1533	197	1780 03	3, 4, 5, 187
1484	197	1534 03	68, 117	1781 03	5
1487	197	1538	197	1980	197
1498	167, 169, 170, 175, 187, 188	1542	72, 105, 107, 108, 118, 119, 186, 187	1980 03	197
1498 03	167, 169, 170, 175, 187	1542 03	108	1981	159, 160, 180, 181, 187
1499	197	1546	63, 64, 65, 67, 68, 69, 70, 87, 88, 89, 119, 187, 188	1981 03	157, 159, 160, 164, 180, 181, 187
1499 03	197	1546 03	63, 64, 65, 67, 68, 69, 70, 87, 88, 89, 119	2202	197
1503	197	1550	130, 131, 188	2227	197
1503 03	197	1550 03	130, 131	2231	197
1504	197	1553	185	2249	197
1507	197	1555	167, 170, 175	2283	197
1509	197	1555 03	167, 170, 175	2288	197
1511	125, 126, 131, 133, 136, 137, 140, 187, 188	1557	197	2289	197
1511 03	125, 126, 131, 133, 136, 137, 140, 187	1557 03	197	2291	197
1512 03	61, 67, 94, 115, 187	1560	197	2297	197
1518	167, 169, 170, 175, 178, 179, 182, 187, 188	1560 03	197	2299	197
1518 03	167, 169, 170, 175, 178, 179, 182, 187	1569	47	2313	197
1519	197	1569 03	47	2352	197
1520	65, 67, 69, 70, 77, 78, 79, 87, 88, 89, 90, 111, 119, 187, 188	1583	46, 49, 50, 51	2365	197
1520 03	65, 67, 69, 70, 77, 78, 79, 87, 88, 89, 90, 111, 119	1583 03	46, 49, 50, 51	3024	197
1521	1, 2, 4, 185, 187	1585	197	3040	185
1529	39, 47, 187	1585 03	1, 4, 11, 34, 35, 37, 38, 43, 45, 186, 187	3054	197
1529 03	39, 47, 187	1597	197	3075	140
		1613	183, 184	3077	197
		1641	186	3308	167, 170, 175

Índice por ítem

Item	Página	Item	Página	Item	Página
3309	89, 187	3355	182, 183, 187	5017	53, 62, 68, 70, 75, 103, 104, 117, 187
3312	197	3356	178	5020	198
3313	197	3358	81	5020 03	198
3315	169, 183, 184	3359	47	5030 03	198
3322	197	3360	198	5031 03	198
3325	63, 68, 77, 111, 117, 186, 187	3361	64, 65, 67, 68, 69, 70, 87, 88, 89, 119, 188	5032 03	198
3326	81, 82, 102	3362	186	5033	187
3327	62, 63, 70, 71, 75, 76, 77, 104, 120	3363	167, 169, 170, 175, 178, 179, 183, 187	5033 03	72, 105, 107, 118, 119
3328	198	3365	183, 187	5035	186
3329	71, 103, 105	3366	186	5035 03	106
3330	53, 62, 70, 75, 103, 104, 117, 186	3367	185	5050	80, 85, 92
3331	198	3370	41, 42, 185	5050 03	80, 85, 92
3332	198	3375	198	5051	198
3333	198	3377	66, 72, 73, 74, 80, 91, 92, 93, 107, 108, 109, 187	5052 03	198
3334	198	3378	125, 126, 131, 133, 136, 137, 140	5053 03	198
3335	198	3381	130, 131	5057	61, 75, 187, 188
3336	198	3383	66	5079	101, 103, 117, 187
3337	198	3386	173	5080	185
3343	198	3387	35	5083	46, 49, 50, 157, 159, 160, 164, 180, 181
3344	164	3388	79, 80, 85, 92, 93, 94	5083 03	46, 49, 50, 157, 159, 160, 164, 180, 181
3345	198	3389	185	5086	45, 185, 186, 187, 188
3346	198	3390	108	5202	198
3351	198	3391	47	5205 03	198
3352	130, 132, 140, 187	3998	198	5206	198
3353	132, 134, 137, 141, 187	3999	198	5207 03	198
3354	198	5012	169	5208	198
				5219	198

Índice por ítem

Item	Página	Item	Página	Item	Página
5223	15, 16	5289	198	5340	198
5225	198	5290	198	5345	125, 135, 136, 140, 187, 188
5226	198	5291	198	5345 03	135, 136, 140
5227	198	5293	8, 34, 35, 37, 38, 43, 187	5346	81, 187
5231 03	198	5293 03	8, 34, 35, 37, 38, 43, 187	5346 03	81, 187
5235	67, 187	5297	198	5352	198
5235 03	61, 67, 94	5299	198	5359	198
5237	198	5306	198	5360	198
5241	198	5313	198	5364	55, 81, 82, 187
5244	198	5316	198	5364 03	55, 81, 82
5246	198	5317	198	5365	198
5248	198	5317 03	53, 62, 68, 70, 75, 103, 104, 117, 187	5377	121, 122, 187
5249 03	198	5318	198	5377 03	121, 122
5257	198	5319	198	5380	198
5257 03	61, 75	5320	198	5381	198
5263	198	5321	198	5382	198
5266	185	5328	198	5383	41, 51, 180, 185
5266 03	7, 36, 38	5330	17, 185, 187	5383 03	41, 51, 180
5273	62, 63, 70, 71, 75, 76, 77, 103, 104, 105, 120, 187	5330 03	17	5384	198
5273 03	62, 63, 70, 71, 75, 76, 77, 103, 104, 105, 120	5331	125, 131, 135, 187	5388	198
5279	198	5331 03	125, 131, 135	5391	81, 82, 102, 187
5279 03	101, 103, 117, 187	5332	198	5391 03	81, 82, 102, 187
5280	121, 187	5334	53, 186, 187	5404	198
5281	198	5335	198	5406	3, 4, 5, 185, 187
5283	198	5336	66, 187	5408	81, 187
5287	198	5336 03	66, 71, 103, 105	5408 03	81
5288	198	5339	198	5409 03	36

Índice por ítem

.....

Item	Página	Item	Página	Item	Página
5413	198	5502	122, 187	5554	198
5417	198	5502 03	122	5555	41, 42, 43, 185, 187
5424	198	5503 03	121	5555 03	41, 42, 43
5431	198	5504	1, 2, 3, 185, 187	5558	198
5432 03	198	5504 03	1, 2, 3, 185, 187	5559	42, 185, 186, 187, 188
5435	198	5510	198	5559 03	42
5435 03	198	5511	198	5561	198
5436	198	5512	1, 2, 3, 185, 187	5562	198
5439	198	5512 03	1, 2, 3, 185, 187	5563	198
5440	198	5514 03	1, 34, 35, 37, 38, 43	5565	1, 4, 185
5446	198	5515	198	5569	47
5449	198	5520	2, 3, 185, 187	5569 03	47
5451	198	5521	5, 187	5576	198
5453	198	5526	198	5577	198
5464	198	5527	198	5578 03	3, 4, 5
5469	122, 187	5528	72, 105, 107, 118, 119, 187	5579 03	5
5469 03	122	5529	132, 134, 137, 141, 188	5582	79, 85, 92, 93, 94
5472	198	5534	198	5582 03	79, 85, 92, 93, 94
5475	198	5535	108, 188	5585	198
5476	198	5535 03	108	5585 03	45
5477	198	5536	198	5586	198
5481	198	5536 03	61, 67, 94	5586 03	198
5485	198	5537 03	198	5612	198
5489	198	5545	198	5613	183, 184
5491	198	5548	47	5646	198
5492	198	5551	198	5648	198
5492 03	198	5552	198	5649	198
5499	1, 185, 187	5553	198	5649 03	198

Índice por ítem

Item	Página	Item	Página	Item	Página
5654	198	5711	199	5784	199
5655	167, 170, 175, 178, 179, 182, 186, 187, 188	5711 03	199	5802	199
5655 03	72, 105, 107, 118, 119, 167, 170, 175, 178, 179, 183	5713	199	5822	125, 126, 131, 132, 133
5657	198	5719	199	5822 03	125, 126, 131, 132, 133
5659 03	198	5722	125, 126, 131, 133, 136, 137, 140, 187, 188	6001	199
5660	198	5722 03	125, 126, 131, 133, 136, 137, 140	6012	59, 76, 106, 110, 111, 112, 116, 188, 193
5660 03	199	5726	199	6012 03	59, 76, 106, 110, 112, 116, 193
5663 03	199	5735	199	6014	21, 23, 26, 185, 193
5665	199	5737	199	6014 03	21, 23, 27, 193
5666	199	5738	130	6040	199
5675	199	5738 03	130	6058 03	59, 76, 106, 110, 112, 116, 193
5675 03	199	5740	199	6067	199
5676	199	5747	199	6071	46, 193
5677	199	5753	199	6071 03	46, 193
5679	185	5753 03	199	6079	7, 8, 10, 13, 188, 193
5680	199	5755 03	199	6079 03	7, 8, 10, 13, 193
5681 03	199	5762	185	6085	144, 152, 161, 188, 193
5697	167, 170, 175, 187, 188	5765	77, 111, 187, 188	6085 03	144, 152, 161, 193
5697 03	167, 170, 175	5765 03	77, 111, 187	6092	199
5698	167, 169, 170, 175, 187	5766	68, 69, 70, 79, 88, 89	6106	55, 56, 57, 95, 100, 101, 187, 193
5698 03	167, 169, 170, 175	5766 03	68, 69, 70, 79, 88, 89	6106 03	55, 56, 57, 95, 100, 101, 193
5699	199	5767	63, 64, 65, 67, 87, 88, 89, 119, 188	6107 03	55, 56, 95, 100, 101, 193
5704	49, 66, 73, 74, 107, 108, 109, 110	5767 03	63, 64, 65, 67, 87, 88, 89, 119	6110	109, 110, 186, 193
5705	186	5771 03	125, 126, 131, 132, 133, 136, 137, 140	6115	27, 28, 185, 193
5707	199	5777	199	6115 03	27, 29, 193
5710	199	5781 03	199	6116	27, 185, 193

Índice por ítem

Item	Página	Item	Página	Item	Página
6116 03	27, 193	6207	82, 95, 97, 193	6343	60, 61, 83, 86, 90, 98, 99, 114, 117, 188, 193
6126	19, 34, 152, 162, 186, 188, 193	6207 03	82, 95, 97, 193	6343 03	60, 61, 83, 86, 90, 98, 99, 114, 117, 194
6126 03	20, 34, 152, 193	6236	56, 57, 73, 101, 102, 111, 113, 188, 193	6344	83, 98, 99, 114, 117, 194
6142	19, 33, 34, 35, 37, 38, 41, 143, 144, 150, 151, 160, 188, 193	6236 03	56, 57, 74, 102, 111, 113, 193	6344 03	83, 98, 99, 114, 118, 194
6142 03	19, 33, 34, 35, 37, 38, 41, 143, 144, 150, 151, 160, 193	6238	199	6345	114, 194
6143	8, 9, 11, 12, 14, 188, 193	6246	81, 96, 193	6345 03	114, 194
6143 03	8, 9, 11, 12, 14, 193	6246 03	81, 96, 97, 193	6346 03	114
6144 03	8, 193	6249	55, 56, 57, 95, 100, 101, 187, 193	6358	46, 59, 76, 106, 110, 111, 112, 116, 188, 194
6145	7, 9, 10, 12, 13, 14, 15, 188, 193	6249 03	55, 56, 57, 95, 100, 101, 193	6358 03	46, 59, 76, 106, 110, 112, 116, 188, 194
6146	8, 11, 12, 15, 193	6252	199	6378	21, 22, 25, 30, 35, 145, 147, 156, 188, 194
6146 03	8, 11, 12, 15, 193	6254	62, 65, 66, 70, 71, 75, 77, 104, 107, 115, 120, 193	6378 03	21, 22, 25, 30, 35, 145, 147, 156, 194
6148	10, 13, 14, 15, 193	6254 03	62, 65, 66, 71, 75, 77, 104, 107, 115, 120, 193	6379	21, 22, 25, 30, 41, 144, 147, 156, 162, 180, 181, 188, 194
6161	151, 161, 193	6258	199	6379 03	21, 22, 25, 30, 41, 144, 147, 156, 162, 180, 181, 194
6161 03	199	6273	72, 105, 107, 118, 119, 188, 193	6381	22, 25, 28, 31, 145, 148, 149, 150, 155, 157, 158, 159, 162, 163, 164, 194
6167	199	6273 03	72, 105, 107, 118, 119, 193	6381 03	22, 26, 28, 31, 145, 148, 149, 150, 155, 157, 158, 159, 162, 163, 164, 194
6168	153, 154, 193	6279	36, 187, 193	6382	22, 26, 28, 31, 32, 145, 148, 149, 150, 155, 158, 159, 194
6171	56, 57, 73, 101, 102, 111, 113, 193	6282	199	6382 03	23, 26, 28, 31, 32, 145, 148, 149, 150, 155, 158, 159, 194
6171 03	56, 57, 74, 102, 111, 113, 193	6292	199	6385	199
6185	33, 37, 193	6293	199	6392	199
6192 03	58, 59, 61, 74, 76, 83, 103, 106, 112, 113, 116, 193	6295	181, 193	6395	29, 32, 33, 164, 181, 194
6201	131, 134, 135, 136, 140, 193	6295 03	181, 193	6395 03	29, 32, 33, 165, 181, 194
6201 03	131, 134, 135, 136, 140, 193	6314	55, 82, 96, 193	6404	199
6204	94, 97, 193	6314 03	55, 82, 96, 193		
6204 03	94, 97, 193	6342	60, 81, 83, 84, 85, 97, 113, 193		
		6342 03	60, 82, 83, 84, 85, 97, 113, 193		

Índice por ítem

Item	Página	Item	Página	Item	Página
6404 03	199	6489 03	182, 183, 194	6543 03	49, 194
6412	85, 194	6491	178, 194	6544	64, 67, 86, 87, 115, 119, 188, 194
6412 03	85, 194	6491 03	178, 194	6544 03	64, 67, 86, 87, 115, 120, 194
6413	167, 194	6492	199	6545	199
6413 03	167, 194	6494	199	6546	63, 64, 68, 69, 87, 108, 109, 188, 194
6414	162, 163	6497	66, 73, 74, 107, 108, 109, 194	6546 03	63, 64, 68, 69, 87, 108, 109, 194
6414 03	162, 163	6497 03	66, 73, 74, 107, 108, 109, 194	6547	199
6450	125, 127, 129, 130, 133, 137, 138, 188, 194	6498	178, 179, 182, 194	6548	155, 156, 195
6450 03	125, 127, 129, 130, 133, 137, 138, 194	6498 03	178, 179, 182, 194	6548 03	155, 156, 195
6451	128, 137, 138, 139, 194	6504	199	6550	63, 64, 68, 69, 87, 88, 89, 91, 108, 109, 188, 195
6451 03	128, 138, 139, 194	6507	199	6550 03	63, 64, 68, 69, 87, 88, 89, 91, 108, 109, 195
6453	126, 127, 128, 129, 133, 134, 194	6510	199	6553	7, 36, 38, 187, 195
6453 03	126, 127, 128, 129, 133, 134, 194	6512	199	6554	199
6457	48, 49, 194	6520	78, 79, 90, 194	6564	199
6457 03	48, 49, 194	6520 03	78, 79, 90, 194	6570	199
6458	115, 118, 194	6525	199	6572	199
6458 03	199	6535	72, 73, 80, 91, 92, 93, 188, 194	6576	95, 187, 188, 195
6464	199	6535 03	72, 73, 80, 91, 92, 93, 194	6578	19, 20, 24, 25, 39, 143, 144, 195
6474	199	6537	183, 194	6578 03	19, 20, 24, 25, 39, 143, 144, 195
6482	132, 140, 194	6537 03	183, 194	6579	19, 20, 24, 38, 143, 155, 156, 195
6482 03	132, 140, 194	6539	9	6579 03	19, 20, 24, 38, 143, 155, 156, 195
6483	43, 188, 194	6539 03	9	6580	20, 21, 195
6484	199	6541	45, 47, 194	6580 03	20, 21, 195
6485	132, 134, 137, 141, 194	6541 03	45, 47, 194	6583	114, 195
6485 03	132, 134, 137, 141, 194	6542	45, 194	6583 03	114, 195
6486	43, 188, 194	6542 03	45, 194		
6489	182, 183, 194	6543	49, 194		

Índice por ítem

Item	Página	Item	Página	Item	Página
6584 03	72, 105, 107, 118, 119, 195	6741	167, 171, 172, 173, 177, 195	6983 03	23, 26, 27, 28, 145, 146, 147, 148, 149, 157, 158, 159, 160, 163, 164, 195
6585	33, 34, 37, 151, 161, 188, 195	6741 03	168, 171, 172, 173, 177, 195	6984	32, 146, 147, 149, 157, 158, 160, 195
6585 03	33, 34, 37, 151, 161, 195	6742	84, 98, 99, 195	6984 03	32, 146, 147, 149, 157, 158, 160, 195
6593	199	6751	48, 195	6987	146, 162, 163, 195
6594	199	6751 03	48, 195	6987 03	146, 162, 163, 195
6596	153, 154, 188, 195	6792	58, 59, 61, 74, 76, 83, 103, 105, 106, 112, 113, 116, 188, 195	7034 03	168, 170, 176
6596 03	153, 154, 195	6795	164	7038	79, 80, 85, 92, 93, 94
6597	146, 153, 188, 195	6795 03	164	7501	1, 2, 3, 185, 187
6597 03	146, 153, 195	6852	12, 14, 50, 195	7501 03	1, 2, 3
6599	152, 188, 195	6852 03	12, 14, 50, 195	7501.	185
6599 03	152, 195	6895	163	7704	174
6608 03	199	6895 03	163	7704 03	174
6612	61, 67, 94, 115, 195	6978	199	7705 03	174
6612 03	61, 67, 94, 115, 195	6978 03	21, 25, 31, 35, 145, 147, 156, 195	7708	199
6620	199	6979	199	7709	199
6654	23, 24, 29, 30, 195	6979 03	21, 25, 30, 41, 144, 147, 156, 195	7712 03	182
6654 03	23, 24, 29, 30, 195	6980	199	7713	199
6658	199	6980 03	199	7714	199
6658 03	115, 118, 195	6981	199	7715	199
6687	199	6981 03	22, 26, 28, 31, 32, 145, 148, 149, 150, 155, 158, 159, 163, 195	7717	199
6705	108, 110, 195	6982	199	7717 03	199
6705 03	109, 110, 195	6982 03	23, 26, 28, 31, 32, 145, 148, 149, 150, 155, 158, 159, 195	7727 03	199
6734	168, 170, 176, 195	6983	23, 26, 27, 28, 145, 146, 147, 148, 157, 158, 159, 160, 162, 163, 164, 188, 195	7728 03	169, 171, 176, 177, 179
6734 03	168, 170, 176, 195			7729	199
6736 03	72, 79, 105, 195			7733	169, 171, 176, 177, 179
6740	199			7733 03	169, 171, 176, 177, 179
6740 03	172, 178, 195				

Índice por ítem

.....

Ítem	Página	Ítem	Página	Ítem	Página
7734	168, 170, 176	9541	199		
7734 03	168, 170, 176	9565	199		
7736	72, 79, 105	9587	199		
7736 03	72, 79, 105	9620	199		
7737	199	9818	199		
7738	199				
7738 03	79, 80, 85, 92, 93, 94				
7739 03	199				
7740	172, 178				
7740 03	172, 178				
7741	167, 171, 172, 173, 177				
7741 03	168, 171, 172, 173, 177				
8192	199				
82002	199				
82005	35, 188				
82006	36, 188				
82016	13, 15				
82026	135, 137, 188				
8258	199				
8273	199				
83002	199				
83004	35, 188				
83005	36, 188				
83009	15				
83010	13				
9167	199				
9280	151				
9494	199				





AGCO
MF
Maxion
Valtra
Valmet

						Referência i	Tipo  
---	---	---	---	---	---	---------------------	--

AGCO - Massey Ferguson




Colheitadeira 6850 / 6855

Perkins 6 Cil.

	Após 07/98				
	1085		MF	330	
	5565		CB	325	10
	1585 03 <input type="checkbox"/>		MF	330	
	5514 03 <input type="checkbox"/>		CB	325	10



Colheitadeira Ideal 1170 A / 1175 A / 9070 A / 9075 A

6.354.4

	Todos				
	1106	Platô de alavanca	HVB	280	
	1106 03 <input type="checkbox"/>	Platô de alavanca	HVB	280	
	1107 03 <input type="checkbox"/>	Platô de alavanca reforçado	HVB	280	









Maxion

Motor Estacionário

	Todos				
	1322		MF	300	
	5499		TPBX	300	10








Trator MF 235 / MF 250 / MF 270

Perkins AD3152 3 Cil. 51 CV

	Após 01/76				
	1521	Platô oco (s/ disco interno)	DOT	305	
	7501 <input checked="" type="checkbox"/>		DOT	305	
	5520	Disco Interno	X	250	25
	5504 <input checked="" type="checkbox"/>	Disco Externo - Opcional	B	305	10
	5512 <input checked="" type="checkbox"/>	Disco Externo - Opcional	B	305	21
	7501 03 <input checked="" type="checkbox"/>		DOT	305	
	5504 03 <input checked="" type="checkbox"/>	Disco Externo	B	305	10
	5512 03 <input checked="" type="checkbox"/>	Disco Externo	B	305	21

Trator MF 265 4x2 / 4x4

Perkins A4203 / A4236 4 Cil. 65 CV









	Após 01/76				
	7501 <input checked="" type="checkbox"/>		DOT	305	
	5520	Disco Interno	X	250	25
	5504 <input checked="" type="checkbox"/>	Disco Externo - Opcional	B	305	10
	5512 <input checked="" type="checkbox"/>	Disco Externo - Opcional	B	305	21
	7501 03 <input checked="" type="checkbox"/>		DOT	305	
	5504 03 <input checked="" type="checkbox"/>	Disco Externo	B	305	10
	5512 03 <input checked="" type="checkbox"/>	Disco Externo	B	305	21

				Referência 	Tipo  
---	---	---	---	---	---

AGCO - Massey Ferguson


Trator MF 275 4x2 / 4x4

Perkins P4000 4 Cil. 75 CV

	Após 01/76				
	1521	Platô oco (s/ disco interno)	DOT	305	
	7501 <input checked="" type="checkbox"/>		DOT	305	
	5520	Disco Interno	X	250	25
	5504 HD <input checked="" type="checkbox"/>	Disco Externo - Opcional	B	305	10
	5512 <input checked="" type="checkbox"/>	Disco Externo - Opcional	B	305	21
	7501 03 <input type="checkbox"/> <input checked="" type="checkbox"/> <input checked="" type="checkbox"/>		DOT	305	
	5504 03 <input type="checkbox"/> <input checked="" type="checkbox"/>	Disco Externo	B	305	10
	5512 03 <input type="checkbox"/> <input checked="" type="checkbox"/>	Disco Externo	B	305	21






Trator MF 283 / MF 292 / MF 297 / MF 299

Perkins P4000 4 Cil. 86 CV / 105 CV

	Após 01/83				
	5520	Disco Interno	X	250	25

Trator MF 285







Perkins P4000 4 Cil. 86 CV

	Após 01/76				
	7501 <input checked="" type="checkbox"/>		DOT	305	
	5520	Disco Interno	X	250	25
	5504 HD <input checked="" type="checkbox"/>	Disco Externo - Opcional	B	305	10
	7501 03 <input type="checkbox"/> <input checked="" type="checkbox"/> <input checked="" type="checkbox"/>		DOT	305	
	5504 03 <input type="checkbox"/> <input checked="" type="checkbox"/>	Disco Externo	B	305	10

Trator MF 290 / 290/4 / 290 LS




Perkins P4000 4 Cil. 86 CV

Até Chassi 36943

	Após 01/76				
	1521	Platô oco (s/ disco interno)	DOT	305	
	7501 <input checked="" type="checkbox"/>		DOT	305	
	5520	Disco Interno	X	250	25
	5504 HD <input checked="" type="checkbox"/>	Disco Externo - Opcional	B	305	10
	7501 03 <input type="checkbox"/> <input checked="" type="checkbox"/> <input checked="" type="checkbox"/>		DOT	305	
	5504 03 <input type="checkbox"/> <input checked="" type="checkbox"/>	Disco Externo	B	305	10

Trator MF 5275

Perkins Série 4,41 4 Cil. 75 CV






	Após 01/98				
	1521	Platô oco (s/ disco interno)	DOT	305	
	5512	Disco Externo - Opcional	B	305	21
	5512 03 <input type="checkbox"/>	Disco Externo	B	305	21

			  	Referência i	Tipo  
---	---	---	---	----------------------------	---

AGCO - Massey Ferguson


Trator MF 5275 / MF 5285

Perkins Série 4,41 4 Cil. 75 CV

	Após 01/76																						
		    	<table style="width: 100%; border-collapse: collapse;"> <tr> <td style="width: 15%;">7501 <input checked="" type="checkbox"/></td> <td style="width: 40%;"></td> <td style="width: 15%;">DOT</td> <td style="width: 30%; text-align: right;">305</td> </tr> <tr> <td>5520</td> <td>Disco Interno</td> <td>X</td> <td style="text-align: right;">250 25</td> </tr> <tr> <td>5512</td> <td>Disco Externo - Opcional</td> <td>B</td> <td style="text-align: right;">305 21</td> </tr> <tr> <td>7501 03 <input type="checkbox"/> <input checked="" type="checkbox"/> <input checked="" type="checkbox"/></td> <td></td> <td>DOT</td> <td style="text-align: right;">305</td> </tr> <tr> <td>5512 03 <input type="checkbox"/> <input checked="" type="checkbox"/></td> <td>Disco Externo</td> <td>B</td> <td style="text-align: right;">305 21</td> </tr> </table>	7501 <input checked="" type="checkbox"/>		DOT	305	5520	Disco Interno	X	250 25	5512	Disco Externo - Opcional	B	305 21	7501 03 <input type="checkbox"/> <input checked="" type="checkbox"/> <input checked="" type="checkbox"/>		DOT	305	5512 03 <input type="checkbox"/> <input checked="" type="checkbox"/>	Disco Externo	B	305 21
7501 <input checked="" type="checkbox"/>		DOT	305																				
5520	Disco Interno	X	250 25																				
5512	Disco Externo - Opcional	B	305 21																				
7501 03 <input type="checkbox"/> <input checked="" type="checkbox"/> <input checked="" type="checkbox"/>		DOT	305																				
5512 03 <input type="checkbox"/> <input checked="" type="checkbox"/>	Disco Externo	B	305 21																				






Trator MF 5290

Perkins P4000 4 Cil. 88 CV

	Após 01/76						
			<table style="width: 100%; border-collapse: collapse;"> <tr> <td style="width: 15%;">5520</td> <td style="width: 40%;">Disco Interno</td> <td style="width: 15%;">X</td> <td style="width: 30%; text-align: right;">250 25</td> </tr> </table>	5520	Disco Interno	X	250 25
5520	Disco Interno	X	250 25				


Trator MF 55X

Perkins 3 Cil. 51 CV

	Após 01/76																						
		    	<table style="width: 100%; border-collapse: collapse;"> <tr> <td style="width: 15%;">7501 <input checked="" type="checkbox"/></td> <td style="width: 40%;"></td> <td style="width: 15%;">DOT</td> <td style="width: 30%; text-align: right;">305</td> </tr> <tr> <td>5520</td> <td>Disco Interno</td> <td>X</td> <td style="text-align: right;">250 25</td> </tr> <tr> <td>5504 HD <input checked="" type="checkbox"/></td> <td>Disco Externo - Opcional</td> <td>B</td> <td style="text-align: right;">305 10</td> </tr> <tr> <td>7501 03 <input type="checkbox"/> <input checked="" type="checkbox"/> <input checked="" type="checkbox"/></td> <td></td> <td>DOT</td> <td style="text-align: right;">305</td> </tr> <tr> <td>5504 03 <input type="checkbox"/></td> <td>Disco Externo</td> <td>B</td> <td style="text-align: right;">305 10</td> </tr> </table>	7501 <input checked="" type="checkbox"/>		DOT	305	5520	Disco Interno	X	250 25	5504 HD <input checked="" type="checkbox"/>	Disco Externo - Opcional	B	305 10	7501 03 <input type="checkbox"/> <input checked="" type="checkbox"/> <input checked="" type="checkbox"/>		DOT	305	5504 03 <input type="checkbox"/>	Disco Externo	B	305 10
7501 <input checked="" type="checkbox"/>		DOT	305																				
5520	Disco Interno	X	250 25																				
5504 HD <input checked="" type="checkbox"/>	Disco Externo - Opcional	B	305 10																				
7501 03 <input type="checkbox"/> <input checked="" type="checkbox"/> <input checked="" type="checkbox"/>		DOT	305																				
5504 03 <input type="checkbox"/>	Disco Externo	B	305 10																				






Trator MF 630 / MF 650

Perkins 4 Cil. 120 CV / 138 CV





	Após 01/87						
			<table style="width: 100%; border-collapse: collapse;"> <tr> <td style="width: 15%;">5520</td> <td style="width: 40%;">Disco Interno</td> <td style="width: 15%;">X</td> <td style="width: 30%; text-align: right;">250 25</td> </tr> </table>	5520	Disco Interno	X	250 25
5520	Disco Interno	X	250 25				

Trator MF 65X

Perkins 4 Cil. 65 CV

	Após 01/76																						
		    	<table style="width: 100%; border-collapse: collapse;"> <tr> <td style="width: 15%;">7501 <input checked="" type="checkbox"/></td> <td style="width: 40%;"></td> <td style="width: 15%;">DOT</td> <td style="width: 30%; text-align: right;">305</td> </tr> <tr> <td>5520</td> <td>Disco Interno</td> <td>X</td> <td style="text-align: right;">250 25</td> </tr> <tr> <td>5504 HD <input checked="" type="checkbox"/></td> <td>Disco Externo - Opcional</td> <td>B</td> <td style="text-align: right;">305 10</td> </tr> <tr> <td>7501 03 <input type="checkbox"/> <input checked="" type="checkbox"/> <input checked="" type="checkbox"/></td> <td></td> <td>DOT</td> <td style="text-align: right;">305</td> </tr> <tr> <td>5504 03 <input type="checkbox"/></td> <td>Disco Externo</td> <td>B</td> <td style="text-align: right;">305 10</td> </tr> </table>	7501 <input checked="" type="checkbox"/>		DOT	305	5520	Disco Interno	X	250 25	5504 HD <input checked="" type="checkbox"/>	Disco Externo - Opcional	B	305 10	7501 03 <input type="checkbox"/> <input checked="" type="checkbox"/> <input checked="" type="checkbox"/>		DOT	305	5504 03 <input type="checkbox"/>	Disco Externo	B	305 10
7501 <input checked="" type="checkbox"/>		DOT	305																				
5520	Disco Interno	X	250 25																				
5504 HD <input checked="" type="checkbox"/>	Disco Externo - Opcional	B	305 10																				
7501 03 <input type="checkbox"/> <input checked="" type="checkbox"/> <input checked="" type="checkbox"/>		DOT	305																				
5504 03 <input type="checkbox"/>	Disco Externo	B	305 10																				

Trator MF 660


	Todos																		
		   	<table style="width: 100%; border-collapse: collapse;"> <tr> <td style="width: 15%;">1780</td> <td style="width: 40%;"></td> <td style="width: 15%;">GMF N</td> <td style="width: 30%; text-align: right;">345</td> </tr> <tr> <td>5406 HD</td> <td></td> <td>CZ</td> <td style="text-align: right;">345 10</td> </tr> <tr> <td>1780 03 <input type="checkbox"/></td> <td></td> <td>GMF N</td> <td style="text-align: right;">345</td> </tr> <tr> <td>5578 03 <input type="checkbox"/></td> <td></td> <td>CB</td> <td style="text-align: right;">345 10</td> </tr> </table>	1780		GMF N	345	5406 HD		CZ	345 10	1780 03 <input type="checkbox"/>		GMF N	345	5578 03 <input type="checkbox"/>		CB	345 10
1780		GMF N	345																
5406 HD		CZ	345 10																
1780 03 <input type="checkbox"/>		GMF N	345																
5578 03 <input type="checkbox"/>		CB	345 10																

						Referência	i	Tipo		
---	---	---	---	---	---	-------------------	----------	-------------	---	---





AGCO - Massey Ferguson

Trator MF 80 / 80 HS / 80 HD / MF 86 / 86 HS / 86 HD

Perkins 4 Cil. 75 CV / 80 CV




	Após 01/76								
			1521	Platô oco (s/ disco interno)	DOT	305			

Trator MF 9150 / MF 9170

	Todos								
			1780		GMF N	345			
			5406	HD	CZ	345	10		
			1780 03	<input type="checkbox"/>	GMF N	345			
			5578 03	<input type="checkbox"/>	CB	345	10		




Trator MX 90 A

6.354.4

	Todos								
			1106	Platô de alavanca	HVB	280			
			1106 03	<input type="checkbox"/>	Platô de alavanca	HVB	280		
			1107 03	<input type="checkbox"/>	Platô de alavanca reforçado	HVB	280		

Trator MX 90T A




6.354.4

	Todos								
			1085		MF	330			
			5565		CB	325	10		
			1585 03	<input type="checkbox"/>	MF	330			

AGCO - Maxion

Colheitadeira Ideal 9075T A / 9090


6.354.4 / 1006-6T


	Após 07/98								
			1085		MF	330			
			5565		CB	325	10		
			1585 03	<input type="checkbox"/>	MF	330			

AGCO - Valtra / Valmet

60 / 62 / 65 / 68 / 85 / 88

MWM D 225-3





	Todos								
			1313		MF	280			

			  	Referência i	Tipo  
---	---	---	---	----------------------------	---

AGCO - Valtra / Valmet




BH 140 / BH 145 / BH 160 / BH 165 / BH 180 / BH 185i

Valtra 6 Cil.

	Após 01/91				
			1780		GMF N 345
			5406 HD		CZ 345 10
			1780 03 <input type="checkbox"/>		GMF N 345
			5578 03 <input type="checkbox"/>		CB 345 10



BM 85 / BM 100 / BM 110 / BM 120

Valtra 420D 4 Cil.

	Após 01/00				
			5521 HD		CB 325 10
			1781 03 <input type="checkbox"/>		GMF 330
			5579 03 <input type="checkbox"/>		CB 325 10





VT 118 / 128

MWM 6 Cil. 118 CV

	Após 01/80				
			1192		GMF 330
			1192 03 <input type="checkbox"/>		GMF 330




VT 1280 / 1380 / 1580 / 1680 / 1880 / 1780 / R

Valtra 6 Cil.

	Após 01/91				
			1780		GMF N 345
			5406 HD		CZ 345 10
			1780 03 <input type="checkbox"/>		GMF N 345
			5578 03 <input type="checkbox"/>		CB 345 10

VT 880 / VT 985

MWM 6 Cil. 81 CV / MWM 4 Cil. 90 CV / 105 CV

	Após 01/86				
			5521 HD		CB 325 10
			1781 03 <input type="checkbox"/>		GMF 330
			5579 03 <input type="checkbox"/>		CB 325 10

Agrale

AGCO
MF | Maxion
Valtra
Valmet







Agrale

			  	Referência i	Tipo  
---	---	---	---	----------------------------	---

Agrale









1600 D / 1800 D / 4500 D / 5000 D

MWM D 229-3

	Todos		
			6553 280 10
			1553 MF 280
			5266 CB 280 10
			3367 KZIS
			1282 03 <input type="checkbox"/> MF 280
			5266 03 <input type="checkbox"/> CB 280 10





6000 CD / RS / RD

MWM Sprint 131 CV

	Todos		
			6079 300 10
			1279 MF 300
			5762 TPBX 300 10
			3389
			6079 03 <input type="checkbox"/> 300 10
			1279 03 <input type="checkbox"/> MF 300
			5762 03 <input type="checkbox"/> TPBX 300 10
			3389







7000 / 7500 DX

MWM TD 229 / EC4 T

	Todos		
			6145 330 10
			1085 MF 330
			5587 GTZ 330 10
			3389


7000 D

MWM 4.1

	Todos		
			6553 280 10
			1553 MF 280
			5266 CB 280 10
			3367 KZIS
			1282 03 <input type="checkbox"/> MF 280
			5266 03 <input type="checkbox"/> CB 280 10

7500

MWM TD 229 / EC4 T









	Todos		
			6079 300 10

				Referência i	Tipo  
---	---	---	---	----------------------------	---








Agrale

7500

MWM TD 229 / EC4 T

	Todos				
			6079		300 10
			1279	MF	300
			5762	TPBX	300 10
			3389		
			6079 03 <input type="checkbox"/>		300 10
			1279 03 <input type="checkbox"/>	MF	300
			5762 03 <input type="checkbox"/>	TPBX	300 10
			3389		









MWM TD 4.10 Turbo

	Todos				
			1085	MF	330
			5293	CB	325 10
			6144 03 <input type="checkbox"/>		325 10
			1585 03 <input type="checkbox"/>	MF	330
			5514 03 <input type="checkbox"/>	CB	325 10
			3389		
			5293 03 <input type="checkbox"/>	CB	325 10

7500 / 8500 / 9200 E-tronic







MWM TCAE

Com garfo estampado

	Todos				
	PRODUTO ORIGINAL				
			6143		330 10
			1085	MF	330
			5086 HD c/ Pré-Amortecimento	WGTZ	330 10
			3389		
			6143 03 <input type="checkbox"/>		330 10
			1585 03 <input type="checkbox"/>	MF	330
			5585 03 <input type="checkbox"/> c/ Pré-Amortecimento	WGTZ	330 10
			3389		

MWM TCAE

Com garfo roletado






	Todos				
	PRODUTO ORIGINAL				
			6146		330 10
			1085	MF	330
			5086 HD c/ Pré-Amortecimento	WGTZ	330 10
			6146 03 <input type="checkbox"/>		330 10
			1585 03 <input type="checkbox"/>	MF	330
			5585 03 <input type="checkbox"/> c/ Pré-Amortecimento	WGTZ	330 10

				Referência 	Tipo  
---	---	---	---	---	---

Agrale

8500 / 9200





MWM 4.10 TCA

	Todos 		
		 6145	330 10
		 1085	MF 330
		 5587	GTZ 330 10
		 3389	

Chassi MA 12.0 E-tronic

Cummins Interact 4 (170 CV)





Cx. Eaton FS 5406A

	Após 2004		
		 6539 	380 10
		 6539 03 	380 10

Chassi MA 15.0

MWM 4.12 TCAE Euro III





CX. Eaton FS 5406A

	Até 2012		
		 6539 	380 10
		 6539 03 	380 10

Chassi MT 12.0 LE E-tronic

Cummins Interact 6





Cx. Eaton FS 5406A

	Após 2006		
		 6539 	380 10
		 6539 03 	380 10

Chassi MT 12.0 SB E-tronic












Cummins Interact 6

Cx. Eaton FS 5406A

	Após 2004		
		 6539 	380 10
		 6539 03 	380 10

Furgovan

MWM TCAE












	Todos		
		 6143	330 10
		 1085	MF 330
		 5086 HD c/ Pré-Amortecimento	WGZ 330 10
		 3389	
		 6143 03 	330 10
		 1585 03 	MF 330
		 5585 03  c/ Pré-Amortecimento	WGZ 330 10
		 3389	

						Referência	i	Tipo		
---	---	---	---	---	---	-------------------	----------	-------------	---	---

Agrale





Furgovan 6000 / RS / E

MWM 4.07 TCA 131 CV / Sprint

	Todos			
			6079	300 10
			1279	MF 300
			5762	TPBX 300 10
			3389	
			6079 03 	300 10
			1279 03 	MF 300
			5762 03 	TPBX 300 10
			3389	

Furgovan 8000





MWM 4.10 TCA

	Todos			
			6145	330 10
			1085	MF 330
			5587	GTZ 330 10
			3389	

Furgovan 8000 E-mec

MWM 4.10 TCA

Cx. Eaton FSO 4405






	Após 2006			
			6145	330 10
			1085	MF 330
			5587	GTZ 330 10
			3389	

Agrale Microônibus

Chassi MA 7.5 E-mec





MWM 4.10 TCA 115 CV









Cx. Eaton FSO 4405C - Com garfo estampado

	Todos			
				
			6145	330 10
			1085	MF 330
			5587	GTZ 330 10
			3389	

MWM 4.10 TCA 115 CV

Cx. Eaton FSO 4405C - Com garfo roletado


























	Todos			
				
			6148	330 10
			1085	MF 330
			5587	GTZ 330 10

			  	Referência i Tipo  
---	---	---	---	--

Agrale Microônibus























Chassi MA 8.5 / 9.2 E-tronic

MWM Acteon 4.12 TCAe 150 CV Cx. Eaton FSO 4405C - Com garfo estampado

	Todos 		<table style="width: 100%; border-collapse: collapse;"> <tr><td style="width: 5%;"></td><td style="width: 15%;">6143</td><td style="width: 15%;"></td><td style="width: 15%;"></td><td style="width: 15%;"></td><td style="width: 15%; text-align: right;">330 10</td></tr> <tr><td></td><td>1085</td><td></td><td></td><td>MF</td><td style="text-align: right;">330</td></tr> <tr><td></td><td>5086</td><td>HD</td><td>c/ Pré-Amortecimento</td><td>WGZ</td><td style="text-align: right;">330 10</td></tr> <tr><td></td><td>3389</td><td></td><td></td><td></td><td></td></tr> <tr><td></td><td>6143 03</td><td></td><td></td><td></td><td style="text-align: right;">330 10</td></tr> <tr><td></td><td>1585 03</td><td></td><td></td><td>MF</td><td style="text-align: right;">330</td></tr> <tr><td></td><td>5585 03</td><td></td><td>c/ Pré-Amortecimento</td><td>WGZ</td><td style="text-align: right;">330 10</td></tr> <tr><td></td><td>3389</td><td></td><td></td><td></td><td></td></tr> </table>		6143				330 10		1085			MF	330		5086	HD	c/ Pré-Amortecimento	WGZ	330 10		3389						6143 03				330 10		1585 03			MF	330		5585 03		c/ Pré-Amortecimento	WGZ	330 10		3389				
	6143				330 10																																														
	1085			MF	330																																														
	5086	HD	c/ Pré-Amortecimento	WGZ	330 10																																														
	3389																																																		
	6143 03				330 10																																														
	1585 03			MF	330																																														
	5585 03		c/ Pré-Amortecimento	WGZ	330 10																																														
	3389																																																		


























MWM Acteon 4.12 TCAe 150 CV

Cx. Eaton FSO 4405C - Com garfo roletado

	Todos 		<table style="width: 100%; border-collapse: collapse;"> <tr><td style="width: 5%;"></td><td style="width: 15%;">6146</td><td style="width: 15%;"></td><td style="width: 15%;"></td><td style="width: 15%;"></td><td style="width: 15%; text-align: right;">330 10</td></tr> <tr><td></td><td>1085</td><td></td><td></td><td>MF</td><td style="text-align: right;">330</td></tr> <tr><td></td><td>5086</td><td>HD</td><td>c/ Pré-Amortecimento</td><td>WGZ</td><td style="text-align: right;">330 10</td></tr> <tr><td></td><td>6146 03</td><td></td><td></td><td></td><td style="text-align: right;">330 10</td></tr> <tr><td></td><td>1585 03</td><td></td><td></td><td>MF</td><td style="text-align: right;">330</td></tr> <tr><td></td><td>5585 03</td><td></td><td>c/ Pré-Amortecimento</td><td>WGZ</td><td style="text-align: right;">330 10</td></tr> <tr><td></td><td>1585 03</td><td></td><td></td><td>MF</td><td style="text-align: right;">330</td></tr> </table>		6146				330 10		1085			MF	330		5086	HD	c/ Pré-Amortecimento	WGZ	330 10		6146 03				330 10		1585 03			MF	330		5585 03		c/ Pré-Amortecimento	WGZ	330 10		1585 03			MF	330
	6146				330 10																																								
	1085			MF	330																																								
	5086	HD	c/ Pré-Amortecimento	WGZ	330 10																																								
	6146 03				330 10																																								
	1585 03			MF	330																																								
	5585 03		c/ Pré-Amortecimento	WGZ	330 10																																								
	1585 03			MF	330																																								




















Chassi MA 9.2 Green E-tronic

Cummins 6BGe 3 195 197 CV Cx. Eaton FSO 4405C - Com garfo estampado

	Todos 		<table style="width: 100%; border-collapse: collapse;"> <tr><td style="width: 5%;"></td><td style="width: 15%;">6143</td><td style="width: 15%;"></td><td style="width: 15%;"></td><td style="width: 15%;"></td><td style="width: 15%; text-align: right;">330 10</td></tr> <tr><td></td><td>1085</td><td></td><td></td><td>MF</td><td style="text-align: right;">330</td></tr> <tr><td></td><td>5086</td><td>HD</td><td>c/ Pré-Amortecimento</td><td>WGZ</td><td style="text-align: right;">330 10</td></tr> <tr><td></td><td>3389</td><td></td><td></td><td></td><td></td></tr> <tr><td></td><td>6143 03</td><td></td><td></td><td></td><td style="text-align: right;">330 10</td></tr> <tr><td></td><td>1585 03</td><td></td><td></td><td>MF</td><td style="text-align: right;">330</td></tr> <tr><td></td><td>5585 03</td><td></td><td>c/ Pré-Amortecimento</td><td>WGZ</td><td style="text-align: right;">330 10</td></tr> <tr><td></td><td>3389</td><td></td><td></td><td></td><td></td></tr> </table>		6143				330 10		1085			MF	330		5086	HD	c/ Pré-Amortecimento	WGZ	330 10		3389						6143 03				330 10		1585 03			MF	330		5585 03		c/ Pré-Amortecimento	WGZ	330 10		3389				
	6143				330 10																																														
	1085			MF	330																																														
	5086	HD	c/ Pré-Amortecimento	WGZ	330 10																																														
	3389																																																		
	6143 03				330 10																																														
	1585 03			MF	330																																														
	5585 03		c/ Pré-Amortecimento	WGZ	330 10																																														
	3389																																																		

Cummins 6BGe 3 195 197 CV

Cx. Eaton FSO 4405C - Com garfo roletado











	Todos 		<table style="width: 100%; border-collapse: collapse;"> <tr><td style="width: 5%;"></td><td style="width: 15%;">6146</td><td style="width: 15%;"></td><td style="width: 15%;"></td><td style="width: 15%;"></td><td style="width: 15%; text-align: right;">330 10</td></tr> <tr><td></td><td>1085</td><td></td><td></td><td>MF</td><td style="text-align: right;">330</td></tr> <tr><td></td><td>5086</td><td>HD</td><td>c/ Pré-Amortecimento</td><td>WGZ</td><td style="text-align: right;">330 10</td></tr> <tr><td></td><td>6146 03</td><td></td><td></td><td></td><td style="text-align: right;">330 10</td></tr> <tr><td></td><td>1585 03</td><td></td><td></td><td>MF</td><td style="text-align: right;">330</td></tr> <tr><td></td><td>5585 03</td><td></td><td>c/ Pré-Amortecimento</td><td>WGZ</td><td style="text-align: right;">330 10</td></tr> </table>		6146				330 10		1085			MF	330		5086	HD	c/ Pré-Amortecimento	WGZ	330 10		6146 03				330 10		1585 03			MF	330		5585 03		c/ Pré-Amortecimento	WGZ	330 10
	6146				330 10																																		
	1085			MF	330																																		
	5086	HD	c/ Pré-Amortecimento	WGZ	330 10																																		
	6146 03				330 10																																		
	1585 03			MF	330																																		
	5585 03		c/ Pré-Amortecimento	WGZ	330 10																																		

				Referência i	Tipo  
---	---	---	---	----------------------------	---











Agrale Microônibus

MA 7.5 / 8.5 / 9.2 E-tronic

MWM TCAE Com garfo estampado











	Todos 		6143			330	10
			 1085		MF	330	
			 5086	HD	c/ Pré-Amortecimento	WGZ	330 10
			 3389				
			6143 03 			330	10
			 1585 03 		MF	330	
			 5585 03 		c/ Pré-Amortecimento	WGZ	330 10
			 3389				

MWM TCAE Com garfo roletado

	Todos 		6146			330	10
			 1085		MF	330	
			 5086	HD	c/ Pré-Amortecimento	WGZ	330 10
			 3389				
			6146 03 			330	10
			 1585 03 		MF	330	
			 5585 03 		c/ Pré-Amortecimento	WGZ	330 10
			 3389				





MA 9.2 / 10.0






MWM MAXXFORCE 4.8 165 cv ZF S5 580 BO

	Todos 		6852			362	10
			 1852		MF	362	
			 5852	HD	c/ Pré-Amortecimento	WGZ	362 10
			 3400			KZIS	
			6852 03 			362	10
			 1852 03 		MF	362	
			 5852 03 	HD	c/ Pré-Amortecimento	WGZ	362 10
			 3400			KZIS	

Senior MA 7.5T / 8.5T Mecânico




MWM 4.10 TCA / Turbo Diesel Com garfo estampado

	Todos 		6145			330	10
			 1085		MF	330	
			 5587			GTZ	330 10
			 3389				












				Referência i	Tipo  
---	---	---	---	---------------------	--

Agrale Microônibus








Senior MA 7.5T / 8.5T Mecânico

MWM 4.10 TCA / Turbo Diesel		Com garfo roletado	
	Todos PRODUTO ORIGINAL		
		 6148	330 10
		 1085	MF 330
		 5587	GTZ 330 10



Volare A5 / A6

MWM 4.07 TCA 131 CV / MWM Sprint Turbo			
	Todos		
		 6079	300 10
		 1279	MF 300
		 5762	TPBX 300 10
		 3389	
		 6079 03 	300 10
		 1279 03 	MF 300
		 5762 03 	TPBX 300 10
		 3389	


Volare A8 Mecânico

MWM 4.10 TCA		Com garfo estampado	
	Todos PRODUTO ORIGINAL		
		 6145	330 10
		 1085	MF 330
		 5587	GTZ 330 10
		 3389	
MWM 4.10 TCA		Com garfo roletado	
	Todos PRODUTO ORIGINAL		
		 6148	330 10
		 1085	MF 330
		 5587	GTZ 330 10

Volare V5 / V6

4.07 TCE Euro III			
	Após 05/07 PRODUTO ORIGINAL		
		 82016	Cilindro Mestre
		 83010	Cilindro Escravo





Volare V8 6535 / 7385 Mecânico




MWM 4.10 TCA 115 CV		Cx. Eaton FSO 4405C - Com garfo estampado	
	Todos PRODUTO ORIGINAL		
		 6145	330 10

				Referência i	Tipo  
---	---	---	---	----------------------------	---









Agrale Microônibus

Volare V8 6535 / 7385 Mecânico









MWM 4.10 TCA 115 CV				Cx. Eaton FSO 4405C - Com garfo estampado	
	Todos PRODUTO ORIGINAL				
			6145		330 10
			1085	MF	330
			5587	GTZ	330 10
			3389		


MWM 4.10 TCA 115 CV				Cx. Eaton FSO 4405C - Com garfo roletado	
	Todos PRODUTO ORIGINAL				
			6148		330 10
			1085	MF	330
			5587	GTZ	330 10

Volare W8 / W9

MWM MAXXFORCE 4.8 165 cv				EATON FS 4405C	
	Todos PRODUTO ORIGINAL				
			6852		362 10
			1852	MF	362
			5852 HD	c/ Pré-Amortecimento	WGZ 362 10
			3400	KZIS	
			6852 03 □		362 10
			1852 03 □	MF	362
			5852 03 □HD	c/ Pré-Amortecimento	WGZ 362 10
			3400	KZIS	
















Volare W8 / W9 Eletrônico

MWM 4.12 TCE Euro III 150 CV				Cx. Eaton FSO 4405C - Com garfo estampado	
	Todos PRODUTO ORIGINAL				
			6143		330 10
			1085	MF	330
			5086 HD	c/ Pré-Amortecimento	WGZ 330 10
			3389		
			6143 03 □		330 10
			1585 03 □	MF	330
			5585 03 □	c/ Pré-Amortecimento	WGZ 330 10
			3389		

				Referência i	Tipo  
---	---	---	---	---------------------	--

Agrale Microônibus




Volare W8 / W9 Eletrônico









MWM 4.12 TCE Euro III 150 CV		Cx. Eaton FSO 4405C - Com garfo roletado			
	Todos 	     	6146		330 10
			 1085	MF	330
			 5086 HD	c/ Pré-Amortecimento	WGZ 330 10
			 6146 03 		330 10
			 1585 03 	MF	330
			 5585 03 	c/ Pré-Amortecimento	WGZ 330 10





Volare W8 Eletrônico

MWM 4.12 TCE Euro III 150 CV		Cx. Eaton FSO 4405C			
	Após 05/07 	 	82016	Cilindro Mestre	
			83009	Cilindro Escravo	

Volare W8 Mecânico

MWM 4.10 TCA Euro II 145 CV		Cx. Eaton FSO 4305C			
	Após 05/07 	 	82016	Cilindro Mestre	
			83009	Cilindro Escravo	

MWM 4.10 TCA Euro II 145 CV		Cx. Eaton FSO 4305C - Com garfo estampado			
	Todos 	   	6145		330 10
			 1085	MF	330
			 5587	GTZ	330 10
			 3389		

MWM 4.10 TCA Euro II 145 CV		Cx. Eaton FSO 4305C - Com garfo roletado			
	Todos 		6148		330 10
			 1085	MF	330
			 5587	GTZ	330 10

Agrale Motor Estacionário


M 80 / M 85 / M 90 / M 90 com redutor / M 93 / M790

	Todos 	  	1238	M	200
			1277	MX	180
			5223	B	180 10




			  	Referência i	Tipo  
---	---	---	---	----------------------------	---

Agrale Trator

4.100 Agrale M 90 / M 93 / 4.118 M 95

	Todos 								
		 	<table style="width: 100%; border-collapse: collapse;"> <tr> <td style="width: 60%;">1277</td> <td style="width: 20%; text-align: right;">MX</td> <td style="width: 20%; text-align: right;">180</td> </tr> <tr> <td>5223</td> <td style="text-align: right;">B</td> <td style="text-align: right;">180 10</td> </tr> </table>	1277	MX	180	5223	B	180 10
1277	MX	180							
5223	B	180 10							

T 416 / T 420









	Todos 								
		 	<table style="width: 100%; border-collapse: collapse;"> <tr> <td style="width: 60%;">1278</td> <td style="width: 20%; text-align: right;">MX</td> <td style="width: 20%; text-align: right;">180</td> </tr> <tr> <td>5223</td> <td style="text-align: right;">B</td> <td style="text-align: right;">180 10</td> </tr> </table>	1278	MX	180	5223	B	180 10
1278	MX	180							
5223	B	180 10							

CBT **Empilhadeiras**

AGCO
MF | Maxion
Valtra
Valmet



Agrale

CBT
Empilhadeiras

						Referência	i	Tipo		
CBT										



1020 / 1065 / 1090 / 1090 A / 1105 / 2080 / 2100

Perkins 6.354 / OM 352

	Após 01/76									
			1265				MF	325		
			1265 03 ☐				MF	325		





2105 / 2400 / 2500 / 2600 / 3000

Perkins 6.354 / OM 352 DETROIT-DDAB

	Após 01/76									
			1265				MF	325		
			1265 03 ☐				MF	325		




8060 / 8240 / 8260 / 8440 / 8450

Perkins 6.354 / OM 352 DETROIT-DDAB




	Após 01/76									
			1265				MF	325		
			5330				B	325 10		
			1265 03 ☐				MF	325		
			5330 03 ☐				B	325 10		

Clark / Hyster / Itamarati / VME / Yale



Equipamento Clark C 300 - HY 40 / 50

										A Seco 12"
	Todos									
			1286	Platô de alavanca			B	305		
			1286 03 ☐	Platô de alavanca			B	305		
										Banho de Óleo 12"
	Todos									
			1452	Platô de alavanca			B	305		

Hyster H 40 / 50K - H 35 / 45 / 55 / 60N

										A Seco 12"
	Todos									
			1286	Platô de alavanca			B	305		
			1286 03 ☐	Platô de alavanca			B	305		
										Banho de Óleo 12"
	Todos									
			1452	Platô de alavanca			B	305		


Itamaraty / Yale

										A Seco 12"
	Todos									
			1286	Platô de alavanca			B	305		
			1286 03 ☐	Platô de alavanca			B	305		

			   Referência i Tipo  
---	---	---	--

Clark / Hyster / Itamarati / VME / Yale

Itamaraty / Yale Banho de Óleo 12"

	<p>Todos</p>	 <p>1452 Platô de alavanca B 305</p>
--	--------------	---

Ford

AGCO
MF | Maxion
Valtra
Valmet

Agrale

CBT
Empilhadeiras












Ford

				Referência i	Tipo  
---	---	---	---	---------------------	--

Ford Caminhão














Cargo 1113 / 1313

MWM














	Todos				
			6142		325 10
			1085	MF	330
			5293	CB	325 10
			3367	KZIS	
			6142 03 		325 10
			1585 03 	MF	330
			5293 03 	CB	325 10
			3367	KZIS	

Cargo 1117 / 1215 / 1218 / 1317 / 1415 / 1417 / 1418 / 1419 / 1517 / 1519 / 1615 / 1617 / 1618 / 1619 / 1621 / 1717

FNH Diesel 6.6 com tubo guia

	Todos				
	PRODUTO ORIGINAL				
			6579		350 10
			1579 	Platô c/ mancal MFZ	350
			5723	CZ	350 10
			6579 03 		350 10
			1579 03 	Platô c/ mancal MFZ	350
			5723 03 	CZ	350 10
			1078	MFZ	350
			1078 03 	MFZ	350

FNH Diesel 6.6 sem tubo guia

	Todos				
	PRODUTO ORIGINAL				
			6578		350 10
			1578 	Platô c/ mancal MFZ	350
			5723	CZ	350 10
			6578 03 		350 10
			1578 03 	Platô c/ mancal MFZ	350
			5723 03 	CZ	350 10
			1078	MFZ	350
			1078 03 	MFZ	350

Cargo 1119

Cummins ISB 4.5L Euro V

Eaton FSO-4505 D

	Após 2012				
	PRODUTO ORIGINAL				
			6126		330 10
			1085	MF	330
			5086 HD	c/ Pré-Amortecimento WGTZ	330 10
			3040	KZIS	


						Referência	i	Tipo		
---	---	---	---	---	---	-------------------	----------	-------------	---	---

Ford Caminhão

Cargo 1119














Cummins ISB 4.5L Euro V

Eaton FSO-4505 D














	Após 2012 PRODUTO ORIGINAL								
			6126 03 						330 10
			1585 03 				MF		330
			5585 03 	c/ Pré-Amortecimento			WGZ		330 10
			3040				KZI3		

Cargo 1215 / 1415 / 1417

Cummins com tubo guia

	Todos PRODUTO ORIGINAL								
			6579						350 10
			1579 	Platô c/ mancal			MFZ		350
			5723				CZ		350 10
			6579 03 						350 10
			1579 03 	Platô c/ mancal			MFZ		350
			5723 03 				CZ		350 10
			1078				MFZ		350
			1078 03 				MFZ		350










Cummins sem tubo guia

	Todos PRODUTO ORIGINAL								
			6578						350 10
			1578 	Platô c/ mancal			MFZ		350
			5723				CZ		350 10
			6578 03 						350 10
			1578 03 	Platô c/ mancal			MFZ		350
			5723 03 				CZ		350 10
			1078				MFZ		350
			1078 03 				MFZ		350

Cargo 1217

Cummins 6BTAA

Cx. Eaton FS 4205 A

	2000 até 2002								
			6580						350 10
			1548	Platô c/ mancal			MFZ		350
			5564 HD				GTZ		350 10
			6580 03 						350 10
			1548 03 	Platô c/ mancal			MFZ		350
			5564 03 	HD			GTZ		350 10







				Referência 	Tipo  
---	---	---	---	---	---

Ford Caminhão

Cargo 1317e / 1517e / 1717e

Cummins Interact 4 170 P5







Cx. Eaton FS 4205A

	Todos PRODUTO ORIGINAL			
			6580	350 10
			1548 Platô c/ mancal	MFZ 350
			5564 HD	GTZ 350 10
			6580 03 □	350 10
			1548 03 □ Platô c/ mancal	MFZ 350
			5564 03 □ HD	GTZ 350 10

Cargo 1319 / 1519

Cummins ISB 4.5 186 P7-0














Eaton FS-5406 A

	Após 2013			
			6014	365 10
			1463 Platô c/ mancal	MFZ 365
			5067	WGTZ 365 10
			6014 03 □	365 10
			1463 03 □ Platô c/ mancal	MFZ 365
			5067 03 □	WGTZ 365 10

Cargo 1421 / 1422 / 1521 / 1622 / 1721 / 1722













Cummins 6 CT / 6 CTAA com tubo guia

Sistema Hidropneumático (Servo) - Cx. RT 7608

	Todos PRODUTO ORIGINAL			
			6379	380 10
			1979  Platô c/ mancal	MFZ 380
			5080	GTZ 380 10
			6379 03 □	380 10
			1979 03 □  Platô c/ mancal	MFZ 380
			5080 03 □	GTZ 380 10
			6979 03 □	380 10
			1979 03 □  Platô c/ mancal	MFZ 380
			5380 03 □	GSZ 380 10
			1079 03 □ ●	MFZ 380

Cummins 6 CT / 6 CTAA sem tubo guia


Sistema Hidropneumático (Servo) - Cx. RT 7608

	Todos PRODUTO ORIGINAL			
			6378	380 10
			1978  Platô c/ mancal	MFZ 380
			5080	GTZ 380 10
			6378 03 □	380 10
			1978 03 □  Platô c/ mancal	MFZ 380
			5080 03 □	GTZ 380 10
			6978 03 □	380 10
			1978 03 □  Platô c/ mancal	MFZ 380
			5380 03 □	GSZ 380 10













				Referência i	Tipo  
---	---	---	---	----------------------------	---













Ford Caminhão

Cargo 1421 / 1422 / 1521 / 1622 / 1721 / 1722



















Cummins 6 CT / 6 CTAA sem tubo guia	Sistema Hidropneumático (Servo) - Cx. RT 7608	
	Todos PRODUTO ORIGINAL	 1079 03  ● MFZ 380


Cargo 1521

Cummins 6 BTAA com tubo guia	Cx. Eaton FS 4205 A	
	2002 até 2005	 6379 380 10  1979  Platô c/ mancal MFZ 380  5080 GTZ 380 10  6379 03  380 10  1979 03  Platô c/ mancal MFZ 380  5080 03  GTZ 380 10  1079 03  ● MFZ 380

Cummins 6 BTAA sem tubo guia	Cx. Eaton FS 4205 A	
	2002 até 2005	 6378 380 10  1978  Platô c/ mancal MFZ 380  5080 GTZ 380 10  6378 03  380 10  1978 03  Platô c/ mancal MFZ 380  5080 03  GTZ 380 10  1079 03  ● MFZ 380

Cargo 1630 / 1730 / 1731

Cummins 6 CT / 6 CTAA com tubo guia	Sistema Hidropneumático (Servo) - Cx. RT 11710	
	Todos PRODUTO ORIGINAL	 6381 380 10  1981  Platô c/ mancal MFZ 380  5080 GTZ 380 10  6381 03  380 10  1981 03  Platô c/ mancal MFZ 380  5080 03  GTZ 380 10  6981 03  380 10  1981 03  Platô c/ mancal MFZ 380  5380 03  GSZ 380 10  1082 03  ● MFZ 380

Cummins 6 CT / 6 CTAA sem tubo guia	Sistema Hidropneumático (Servo) - Cx. RT 11710	
	Todos PRODUTO ORIGINAL	 6382 380 10  1982  Platô c/ mancal MFZ 380  5080 GTZ 380 10


















				Referência 	Tipo  
---	---	---	---	---	---

Ford Caminhão

Cargo 1630 / 1730 / 1731

Cummins 6 CT / 6 CTAA sem tubo guia















Sistema Hidropneumático (Servo) - Cx. RT 11710

	Todos PRODUTO ORIGINAL				
			6382 03 		380 10
			1982 03  	Platô c/ mancal	MFZ 380
			5080 03 		GTZ 380 10
			6982 03 		380 10
			1982 03  	Platô c/ mancal	MFZ 380
			5380 03 		GSZ 380 10
			1082 03  		MFZ 380

Cargo 1722e

Cummins Interact 6220 P5










Cx. Eaton FS 6306A

	Todos PRODUTO ORIGINAL				
			6983		380 10
			1981 	Platô c/ mancal	MFZ 380
			5383 HD	c/ Pré-Amortecimento	WGTZ 380 10
			6983 03 		380 10
			1981 03  	Platô c/ mancal	MFZ 380
			5383 03  HD	c/ Pré-Amortecimento	WGTZ 380 10
			1082 03  		MFZ 380

Cargo 1723

Cummins ISB 6.7 226 P7












Eaton FS-6306 A

	Após 2013				
			6014		365 10
			1463	Platô c/ mancal	MFZ 365
			5067		WGTZ 365 10
			6014 03 		365 10
			1463 03 	Platô c/ mancal	MFZ 365
			5067 03 		WGTZ 365 10

Cargo 1932 R

Cummins ISC 8.3

Cx. Eaton FTS 16112 LL

	Após 2012				
			6654		430 10
			1032		MFZ 430
			5670		WGTZ 430 10
			3100		KZISZ 430
			6654 03 		430 10
			1032 03 		MFZ 430
			5670 03 		WGTZ 430 10
			3100		KZISZ 430









				Referência i	Tipo  
---	---	---	---	----------------------------	---

Ford Caminhão

Cargo 1933











ISL 8.9 330 P7 Cummins

Cx. Eaton FTS-16112 L











		Todos		
				6654 430 10
				1032 MFZ 430
				5670 WGTZ 430 10
				3100 KZISZ 430
				6654 03 <input type="checkbox"/> 430 10
				1032 03 <input type="checkbox"/> MFZ 430
				5670 03 <input type="checkbox"/> WGTZ 430 10
				3100 KZISZ 430

Cargo 2217 / 2218 / 2219 / 2319

FNH Diesel 6.6 com tubo guia











		Todos		
		PRODUTO ORIGINAL		
				6579 350 10
				1579  Platô c/ mancal MFZ 350
				5723 CZ 350 10
				6579 03 <input type="checkbox"/> 350 10
				1579 03 <input type="checkbox"/>  Platô c/ mancal MFZ 350
				5723 03 <input type="checkbox"/> CZ 350 10
				1078 MFZ 350
				1078 03 <input type="checkbox"/> MFZ 350


FNH Diesel 6.6 sem tubo guia

		Todos		
		PRODUTO ORIGINAL		
				6578 350 10
				1578  Platô c/ mancal MFZ 350
				5723 CZ 350 10
				6578 03 <input type="checkbox"/> 350 10
				1578 03 <input type="checkbox"/>  Platô c/ mancal MFZ 350
				5723 03 <input type="checkbox"/> CZ 350 10
				1078 MFZ 350
				1078 03 <input type="checkbox"/> MFZ 350

Cargo 2217 / 2219














Cummins com tubo guia

		Todos		
		PRODUTO ORIGINAL		
				6579 350 10
				1579  Platô c/ mancal MFZ 350
				5723 CZ 350 10
				6579 03 <input type="checkbox"/> 350 10
				1579 03 <input type="checkbox"/>  Platô c/ mancal MFZ 350
				5723 03 <input type="checkbox"/> CZ 350 10
				1078 MFZ 350
				1078 03 <input type="checkbox"/> MFZ 350



















						Referência	i	Tipo		
---	---	---	---	---	---	-------------------	----------	-------------	---	---

Ford Caminhão



















Cargo 2217 / 2219

Cummins sem tubo guia										
	Todos PRODUTO ORIGINAL									
			6578							350 10
			1578		Platô c/ mancal		MFZ			350
			5723				CZ			350 10
			6578 03							350 10
			1578 03		Platô c/ mancal		MFZ			350
			5723 03				CZ			350 10
			1078				MFZ			350
			1078 03				MFZ			350





Cargo 2322 / 2421 / 2422 / 2622

Cummins 6 CT / 6 CTAA com tubo guia										
Sistema Hidropneumático (Servo) - Cx. RT 7608										
	Todos PRODUTO ORIGINAL									
			6379							380 10
			1979		Platô c/ mancal		MFZ			380
			5080				GTZ			380 10
			6379 03							380 10
			1979 03		Platô c/ mancal		MFZ			380
			5080 03				GTZ			380 10
			6979 03							380 10
			1979 03		Platô c/ mancal		MFZ			380
			5380 03				GSZ			380 10
			1079 03				MFZ			380

Cummins 6 CT / 6 CTAA sem tubo guia

Sistema Hidropneumático (Servo) - Cx. RT 7608										
	Todos PRODUTO ORIGINAL									
			6378							380 10
			1978		Platô c/ mancal		MFZ			380
			5080				GTZ			380 10
			6378 03							380 10
			1978 03		Platô c/ mancal		MFZ			380
			5080 03				GTZ			380 10
			6978 03							380 10
			1978 03		Platô c/ mancal		MFZ			380
			5380 03				GSZ			380 10
			1079 03				MFZ			380



















Cargo 2324 / 2422 / 2425 / 2626 / 2630 / 2631



















Cummins 6 CT / 6 CTAA com tubo guia										
Sistema Hidropneumático (Servo) - Cx. RT 11710										
	Todos PRODUTO ORIGINAL									
			6381							380 10
			1981		Platô c/ mancal		MFZ			380
			5080				GTZ			380 10

				Referência i	Tipo  
---	---	---	---	----------------------------	---













Ford Caminhão

Cargo 2324 / 2422 / 2425 / 2626 / 2630 / 2631




Cummins 6 CT / 6 CTAA com tubo guia	Sistema Hidropneumático (Servo) - Cx. RT 11710				
	Todos PRODUTO ORIGINAL				
			6983		380 10
			1981 	Platô c/ mancal	MFZ 380
			5383 HD	c/ Pré-Amortecimento	WGTZ 380 10
			6381 03 		380 10
			1981 03 	Platô c/ mancal	MFZ 380
			5080 03 		GTZ 380 10
			6981 03 		380 10
			1981 03 	Platô c/ mancal	MFZ 380
			5380 03 		GSZ 380 10
			1082 03 		MFZ 380

Cummins 6 CT / 6 CTAA sem tubo guia	Sistema Hidropneumático (Servo) - Cx. RT 11710				
	Todos PRODUTO ORIGINAL				
			6382		380 10
			1982 	Platô c/ mancal	MFZ 380
			5080		GTZ 380 10
			6382 03 		380 10
			1982 03 	Platô c/ mancal	MFZ 380
			5080 03 		GTZ 380 10
			6982 03 		380 10
			1982 03 	Platô c/ mancal	MFZ 380
			5380 03 		GSZ 380 10
			1082 03 		MFZ 380

Cargo 2422e

Cummins Interact 6220 P5	Cx. Eaton FS 6306A				
	Todos PRODUTO ORIGINAL				
			6983		380 10
			1981 	Platô c/ mancal	MFZ 380
			5383 HD	c/ Pré-Amortecimento	WGTZ 380 10
			6983 03 		380 10
			1981 03 	Platô c/ mancal	MFZ 380
			5383 03 	c/ Pré-Amortecimento	WGTZ 380 10
			1082 03 		MFZ 380




Cargo 2423

Cummins ISB 6.7 226 P7	Eaton FS-6306 A				
	Após 2013				
			6014		365 10
			1463	Platô c/ mancal	MFZ 365
			5067		WGTZ 365 10








				Referência i	Tipo  
---	---	---	---	----------------------------	---

Ford Caminhão







Cargo 2423

Cummins ISB 6.7 226 P7		Eaton FS-6306 A	
	Após 2013		
		 6014 03 <input type="checkbox"/> 365 10  1463 03 <input type="checkbox"/> Platô c/ mancal MFZ 365  5067 03 <input type="checkbox"/> WGTZ 365 10	







Cargo 2428e

Cummins Interact 6275 P5		Cx. Eaton FS 6306B	
	Todos		
	PRODUTO ORIGINAL		
		 6983 380 10  1981 <input type="checkbox"/> Platô c/ mancal MFZ 380  5383 HD c/ Pré-Amortecimento WGTZ 380 10  6983 03 <input type="checkbox"/> 380 10  1981 03 <input type="checkbox"/> Platô c/ mancal MFZ 380  5383 03 <input type="checkbox"/> HD c/ Pré-Amortecimento WGTZ 380 10  1082 03 <input type="checkbox"/> MFZ 380	

Cargo 2429

Cummins ISB 6.7 286 P7		Eaton FS-6306 B / ES-11209	
	Ano 2012		
		 6116 395 10  1460 Platô c/ mancal MFZ 395  5044 WGTZ 395 10  6116 03 <input type="checkbox"/> 395 10  1460 03 <input type="checkbox"/> Platô c/ mancal MFZ 395  5044 03 <input type="checkbox"/> WGTZ 395 10	



















Cargo 2623



















Cummins ISB 6.7 226 P7		Eaton FTS-16108 LL	
	Após 2013		
		 6115 395 10  1459 Platô c/ mancal MFZ 395  5044 WGTZ 395 10  6115 03 <input type="checkbox"/> 395 10  1459 03 <input type="checkbox"/> Platô c/ mancal MFZ 395  5044 03 <input type="checkbox"/> WGTZ 395 10	

				Referência i	Tipo  
---	---	---	---	----------------------------	---













Ford Caminhão

Cargo 2626




Cummins 6 CTAA com tubo guia		2002 até 2006			Cx. Eaton RT 7608 LL
				6381	380 10
				1981 	Platô c/ mancal MFZ 380
				5080	GTZ 380 10
				6381 03 	380 10
				1981 03 	Platô c/ mancal MFZ 380
				5080 03 	GTZ 380 10
				6981 03 	380 10
				1981 03 	Platô c/ mancal MFZ 380
				5380 03 	GSZ 380 10
				1082 03 	MFZ 380

Cummins 6 CTAA sem tubo guia		2002 até 2006			Cx. Eaton RT 7608 LL
				6382	380 10
				1982 	Platô c/ mancal MFZ 380
				5080	GTZ 380 10
				6382 03 	380 10
				1982 03 	Platô c/ mancal MFZ 380
				5080 03 	GTZ 380 10
				6982 03 	380 10
				1982 03 	Platô c/ mancal MFZ 380
				5380 03 	GSZ 380 10
				1082 03 	MFZ 380

Cargo 2628e / 2622e

Cummins Interact 6275 P5					RT 7608 LL
		Todos			
		PRODUTO ORIGINAL			
				6983	380 10
				1981 	Platô c/ mancal MFZ 380
				5383 HD	c/ Pré-Amortecimento WGTZ 380 10
				6983 03 	380 10
				1981 03 	Platô c/ mancal MFZ 380
				5383 03 	c/ Pré-Amortecimento WGTZ 380 10
				1082 03 	MFZ 380




Cargo 2629

Cummins ISB 6.7 286 P7					Eaton FTS-16108 LL
		Após 2013			
				6115	395 10
				1459	Platô c/ mancal MFZ 395
				5044	WGTZ 395 10







				Referência i	Tipo  
---	---	---	---	----------------------------	---

Ford Caminhão







Cargo 2629

Cummins ISB 6.7 286 P7			Eaton FTS-16108 LL
	Após 2013		
		 6115 03 <input type="checkbox"/> 395 10  1459 03 <input type="checkbox"/> Platô c/ mancal MFZ 395  5044 03 <input type="checkbox"/> WGTZ 395 10	









Cargo 2632e

Cummins ISC 8,3 L			RT-11710-B / com maringa
	Todos		
		 6395 395 10  1395 Platô c/ mancal GMFZ 395  5295 HD c/ Pré-Amortecimento WGTZ 395 10  6395 03 <input type="checkbox"/> 395 10  1395 03 <input type="checkbox"/> Platô c/ mancal GMFZ 395  5295 03 <input type="checkbox"/> HD c/ Pré-Amortecimento WGTZ 395 10	

Cargo 2932e

Cummins ISC 8,3 L			RT-8908-LL / com maringa
	Todos		
		 6395 395 10  1395 Platô c/ mancal GMFZ 395  5295 HD c/ Pré-Amortecimento WGTZ 395 10  6395 03 <input type="checkbox"/> 395 10  1395 03 <input type="checkbox"/> Platô c/ mancal GMFZ 395  5295 03 <input type="checkbox"/> HD c/ Pré-Amortecimento WGTZ 395 10	

Cargo 3132












Cummins ISC 8.3			Cx. Eaton FTS 16108 LL
	Após 2012		
		 6654 430 10  1032 MFZ 430  5670 WGTZ 430 10  3100 KZISZ 430  6654 03 <input type="checkbox"/> 430 10  1032 03 <input type="checkbox"/> MFZ 430  5670 03 <input type="checkbox"/> WGTZ 430 10  3100 KZISZ 430	

				Referência i	Tipo  
---	---	---	---	----------------------------	---












Ford Caminhão

Cargo 3133

ISL 8.9 330 P7 Cummins Cx. Eaton FTS-16112 L



















	Todos				
			6654		430 10
			1032	MFZ	430
			5670	WGTZ	430 10
			3100	KZISZ	430
			6654 03 		430 10
			1032 03 	MFZ	430
			5670 03 	WGTZ	430 10
			3100	KZISZ	430

Cummins ISC 315 P5 Cx. Eaton RTLO 14918 B











	Após 2006				
			6654		430 10
			1032	MFZ	430
			5670	WGTZ	430 10
			3100	KZISZ	430
			6654 03 		430 10
			1032 03 	MFZ	430
			5670 03 	WGTZ	430 10
			3100	KZISZ	430

Cargo 3222

Cummins 6 CT / 6 CTAA com tubo guia Sistema Hidropneumático (Servo) - Cx. RT 7608

	Todos				
	PRODUTO ORIGINAL				
			6379		380 10
			1979 	Platô c/ mancal	MFZ 380
			5080	GTZ	380 10
			6379 03 		380 10
			1979 03 	Platô c/ mancal	MFZ 380
			5080 03 	GTZ	380 10
			6979 03 		380 10
			1979 03 	Platô c/ mancal	MFZ 380
			5380 03 	GSZ	380 10
			1079 03 	MFZ	380

























Cummins 6 CT / 6 CTAA sem tubo guia Sistema Hidropneumático (Servo) - Cx. RT 7608

	Todos				
	PRODUTO ORIGINAL				
			6378		380 10
			1978 	Platô c/ mancal	MFZ 380
			5080	GTZ	380 10
			6378 03 		380 10
			1978 03 	Platô c/ mancal	MFZ 380
			5080 03 	GTZ	380 10























































						Referência	i	Tipo		
---	---	---	---	---	---	-------------------	----------	-------------	---	---























































Ford Caminhão

Cargo 3222































Cummins 6 CT / 6 CTAA sem tubo guia	Sistema Hidropneumático (Servo) - Cx. RT 7608																					
	Todos PRODUTO ORIGINAL	<table border="1"> <tr> <td></td> <td>6978 03 </td> <td></td> <td>380</td> <td>10</td> </tr> <tr> <td></td> <td>1978 03 </td> <td>Platô c/ mancal</td> <td>MFZ</td> <td>380</td> </tr> <tr> <td></td> <td>5380 03 </td> <td></td> <td>GSZ</td> <td>380 10</td> </tr> <tr> <td></td> <td>1079 03 </td> <td></td> <td>MFZ</td> <td>380</td> </tr> </table>		6978 03 		380	10		1978 03 	Platô c/ mancal	MFZ	380		5380 03 		GSZ	380 10		1079 03 		MFZ	380
	6978 03 		380	10																		
	1978 03 	Platô c/ mancal	MFZ	380																		
	5380 03 		GSZ	380 10																		
	1079 03 		MFZ	380																		

Cargo 3224 / 3530

Cummins 6 CT / 6 CTAA com tubo guia	Sistema Hidropneumático (Servo) - Cx. RT 11710																																																			
	Todos PRODUTO ORIGINAL	<table border="1"> <tr> <td></td> <td>6381</td> <td></td> <td>380</td> <td>10</td> </tr> <tr> <td></td> <td>1981 </td> <td>Platô c/ mancal</td> <td>MFZ</td> <td>380</td> </tr> <tr> <td></td> <td>5080</td> <td></td> <td>GTZ</td> <td>380 10</td> </tr> <tr> <td></td> <td>6381 03 </td> <td></td> <td></td> <td>380 10</td> </tr> <tr> <td></td> <td>1981 03 </td> <td>Platô c/ mancal</td> <td>MFZ</td> <td>380</td> </tr> <tr> <td></td> <td>5080 03 </td> <td></td> <td>GTZ</td> <td>380 10</td> </tr> <tr> <td></td> <td>6981 03 </td> <td></td> <td></td> <td>380 10</td> </tr> <tr> <td></td> <td>1981 03 </td> <td>Platô c/ mancal</td> <td>MFZ</td> <td>380</td> </tr> <tr> <td></td> <td>5380 03 </td> <td></td> <td>GSZ</td> <td>380 10</td> </tr> <tr> <td></td> <td>1082 03 </td> <td></td> <td>MFZ</td> <td>380</td> </tr> </table>		6381		380	10		1981 	Platô c/ mancal	MFZ	380		5080		GTZ	380 10		6381 03 			380 10		1981 03 	Platô c/ mancal	MFZ	380		5080 03 		GTZ	380 10		6981 03 			380 10		1981 03 	Platô c/ mancal	MFZ	380		5380 03 		GSZ	380 10		1082 03 		MFZ	380
	6381		380	10																																																
	1981 	Platô c/ mancal	MFZ	380																																																
	5080		GTZ	380 10																																																
	6381 03 			380 10																																																
	1981 03 	Platô c/ mancal	MFZ	380																																																
	5080 03 		GTZ	380 10																																																
	6981 03 			380 10																																																
	1981 03 	Platô c/ mancal	MFZ	380																																																
	5380 03 		GSZ	380 10																																																
	1082 03 		MFZ	380																																																

Cummins 6 CT / 6 CTAA sem tubo guia	Sistema Hidropneumático (Servo) - Cx. RT 11710																																																			
	Todos PRODUTO ORIGINAL	<table border="1"> <tr> <td></td> <td>6382</td> <td></td> <td>380</td> <td>10</td> </tr> <tr> <td></td> <td>1982 </td> <td>Platô c/ mancal</td> <td>MFZ</td> <td>380</td> </tr> <tr> <td></td> <td>5080</td> <td></td> <td>GTZ</td> <td>380 10</td> </tr> <tr> <td></td> <td>6382 03 </td> <td></td> <td></td> <td>380 10</td> </tr> <tr> <td></td> <td>1982 03 </td> <td>Platô c/ mancal</td> <td>MFZ</td> <td>380</td> </tr> <tr> <td></td> <td>5080 03 </td> <td></td> <td>GTZ</td> <td>380 10</td> </tr> <tr> <td></td> <td>6982 03 </td> <td></td> <td></td> <td>380 10</td> </tr> <tr> <td></td> <td>1982 03 </td> <td>Platô c/ mancal</td> <td>MFZ</td> <td>380</td> </tr> <tr> <td></td> <td>5380 03 </td> <td></td> <td>GSZ</td> <td>380 10</td> </tr> <tr> <td></td> <td>1082 03 </td> <td></td> <td>MFZ</td> <td>380</td> </tr> </table>		6382		380	10		1982 	Platô c/ mancal	MFZ	380		5080		GTZ	380 10		6382 03 			380 10		1982 03 	Platô c/ mancal	MFZ	380		5080 03 		GTZ	380 10		6982 03 			380 10		1982 03 	Platô c/ mancal	MFZ	380		5380 03 		GSZ	380 10		1082 03 		MFZ	380
	6382		380	10																																																
	1982 	Platô c/ mancal	MFZ	380																																																
	5080		GTZ	380 10																																																
	6382 03 			380 10																																																
	1982 03 	Platô c/ mancal	MFZ	380																																																
	5080 03 		GTZ	380 10																																																
	6982 03 			380 10																																																
	1982 03 	Platô c/ mancal	MFZ	380																																																
	5380 03 		GSZ	380 10																																																
	1082 03 		MFZ	380																																																











Cargo 4030 / 4031 / 4331






















Cummins 6 CT / 6 CTAA com tubo guia	Sistema Hidropneumático (Servo) - Cx. RT 11710																															
	Todos PRODUTO ORIGINAL	<table border="1"> <tr> <td></td> <td>6381</td> <td></td> <td>380</td> <td>10</td> </tr> <tr> <td></td> <td>1981 </td> <td>Platô c/ mancal</td> <td>MFZ</td> <td>380</td> </tr> <tr> <td></td> <td>5080</td> <td></td> <td>GTZ</td> <td>380 10</td> </tr> <tr> <td></td> <td>6381 03 </td> <td></td> <td></td> <td>380 10</td> </tr> <tr> <td></td> <td>1981 03 </td> <td>Platô c/ mancal</td> <td>MFZ</td> <td>380</td> </tr> <tr> <td></td> <td>5080 03 </td> <td></td> <td>GTZ</td> <td>380 10</td> </tr> </table>		6381		380	10		1981 	Platô c/ mancal	MFZ	380		5080		GTZ	380 10		6381 03 			380 10		1981 03 	Platô c/ mancal	MFZ	380		5080 03 		GTZ	380 10
	6381		380	10																												
	1981 	Platô c/ mancal	MFZ	380																												
	5080		GTZ	380 10																												
	6381 03 			380 10																												
	1981 03 	Platô c/ mancal	MFZ	380																												
	5080 03 		GTZ	380 10																												

				Referência 	Tipo  
---	---	---	---	---	---














Ford Caminhão

Cargo 4030 / 4031 / 4331










Cummins 6 CT / 6 CTAA com tubo guia	Sistema Hidropneumático (Servo) - Cx. RT 11710				
	Todos				
					
			6981 03 		380 10
			1981 03  	Platô c/ mancal	MFZ 380
			5380 03 		GSZ 380 10
			1082 03 		MFZ 380

Cummins 6 CT / 6 CTAA sem tubo guia	Sistema Hidropneumático (Servo) - Cx. RT 11710				
	Todos				
					
			6382		380 10
			1982 	Platô c/ mancal	MFZ 380
			5080		GTZ 380 10
			6382 03 		380 10
			1982 03  	Platô c/ mancal	MFZ 380
			5080 03 		GTZ 380 10
			6982 03 		380 10
			1982 03  	Platô c/ mancal	MFZ 380
			5380 03 		GSZ 380 10
			1082 03 		MFZ 380

Cargo 4331 Maxton

Cummins 6 CT / 6 CTAA	Sistema Hidropneumático (Servo) - Cx. RTLO 12913				
	Todos				
			6984		380 10
			1982 	Platô c/ mancal	MFZ 380
			5383 HD	c/ Pré-Amortecimento	WGTZ 380 10
			6984 03 		380 10
			1982 03  	Platô c/ mancal	MFZ 380
			5383 03  HD	c/ Pré-Amortecimento	WGTZ 380 10
			1082 03 		MFZ 380

Cargo 4432e / 4532e

Cummins ISC 8,3 L	RTLO com moringa				
	Todos				
			6395		395 10
			1395	Platô c/ mancal	GMFZ 395
			5295 HD	c/ Pré-Amortecimento	WGTZ 395 10
			6395 03 		395 10
			1395 03 	Platô c/ mancal	GMFZ 395
			5295 03  HD	c/ Pré-Amortecimento	WGTZ 395 10










				Referência 	Tipo  
---	---	---	---	---	---

Ford Caminhão

Cargo 5032e

Cummins ISC 8,3 L












RT-8908-LL / com maringa

	Todos				
			6395		395 10
			1395	Platô c/ mancal	GMFZ 395
			5295 HD	c/ Pré-Amortecimento	WGTZ 395 10
			6395 03 		395 10
			1395 03 	Platô c/ mancal	GMFZ 395
			5295 03 	c/ Pré-Amortecimento	WGTZ 395 10

Cargo 712 E
















Cummins B3.9

Cx.Eaton FSO 4405 C

	2007 até 2012				
			6142		325 10
			1085		MF 330
			5293		CB 325 10
			3367		KZIS
			6142 03 		325 10
			1585 03 		MF 330
			5293 03 		CB 325 10
			3367		KZIS

Cargo 814 / 815












Cummins 4BTAA 180 CV (Mecânico)

	Todos				
			6185		330 10
			1085		MF 330
			5587		GTZ 330 10
			3373		KZISZ
			6585		330 10
			1085		MF 330
			5086 HD	c/ Pré-Amortecimento	WGTZ 330 10
			3373		KZISZ
			6585 03 		330 10
			1585 03 		MF 330
			5585 03 	c/ Pré-Amortecimento	WGTZ 330 10
			3373		KZISZ












				Referência i	Tipo  
---	---	---	---	----------------------------	---

Ford Caminhão









Cargo 815 E / 915

Cummins ISBe 4					Cx. Eaton FSO 4305C
	Todos				
			6585		330 10
			1085	MF	330
			5086 HD	c/ Pré-Amortecimento	WGYZ 330 10
			3373	KZISZ	
			6585 03 		330 10
			1585 03 	MF	330
			5585 03 	c/ Pré-Amortecimento	WGYZ 330 10
			3373	KZISZ	












Cargo 816e

Cummins ISB 4.5L Euro V					Eaton FSO-4505 D
	Após 2012 PRODUTO ORIGINAL				
			6126		330 10
			1085	MF	330
			5086 HD	c/ Pré-Amortecimento	WGYZ 330 10
			3040	KZI3	
			6126 03 		330 10
			1585 03 	MF	330
			5585 03 	c/ Pré-Amortecimento	WGYZ 330 10
			3040	KZI3	

F 11000 / 12000

Maxion P (6357-2)					
	Todos				
			1085	MF	330
			5293	CB	325 10
			1585 03 	MF	330
			5293 03 	CB	325 10
			5514 03 	CB	325 10



F 11000 / 13000 / 14000 / 16000 / 19000

MWM D 229-6					
	Todos				
			6142		325 10
			1085	MF	330
			5293	CB	325 10
			3367	KZIS	
			6142 03 		325 10
			1585 03 	MF	330
			5293 03 	CB	325 10
			3367	KZIS	



















				Referência i	Tipo  
---	---	---	---	---------------------	--

Ford Caminhão










F 12000 / F 14000 / F 16000

	Após 1999			
			82005	Cilindro Mestre
			83004	Cilindro Escravo












Cummins - 5 marchas Cx. Eaton FS 4205A

	Todos				
	PRODUTO ORIGINAL				
			6378		380 10
			1978 	Platô c/ mancal	MFZ 380
			5080		GTZ 380 10
			6378 03 		380 10
			1978 03 	Platô c/ mancal	MFZ 380
			5080 03 		GTZ 380 10
			6978 03 		380 10
			1978 03 	Platô c/ mancal	MFZ 380
			5380 03 		GSZ 380 10
			1079 03 		MFZ 380

F 14000 HD

	Todos				
			1085		MF 330
			5293		CB 325 10
			1585 03 		MF 330
			5293 03 		CB 325 10
			5514 03 		CB 325 10
			3387		



F 21000 / 22000

	Todos				
			6142		325 10
			1085		MF 330
			5293		CB 325 10
			3367		KZIS
			6142 03 		325 10
			1585 03 		MF 330
			5293 03 		CB 325 10
			3367		KZIS

				Referência 	Tipo  
---	---	---	---	---	---







Ford Caminhão

F 250 / F 350



	Após 1999		 82006 Cilindro Mestre  83005 Cilindro Escravo
--	-----------	--	---

F 350 / F 400







Ford 272

	Todos		 6553 280 10  1553 MF 280  5266 CB 280 10  3367 KZIS  1282 03 <input type="checkbox"/> MF 280  5266 03 <input type="checkbox"/> CB 280 10
--	-------	--	--













F 4000

	Após 1999		 82006 Cilindro Mestre  83005 Cilindro Escravo
--	-----------	--	---

Ford 4.4

	Até 03/92		 6553 280 10  1553 MF 280  5266 CB 280 10  3367 KZIS  1282 03 <input type="checkbox"/> MF 280  5266 03 <input type="checkbox"/> CB 280 10
--	-----------	--	--

MWM D 229-4
















	1975 até 03/92		 6553 280 10  1553 MF 280  5266 CB 280 10  3367 KZIS  1282 03 <input type="checkbox"/> MF 280  5266 03 <input type="checkbox"/> CB 280 10
	Após 04/92		 6279 300 10  1279 MF 300  5409 TPB 300 10  3367 KZIS  1279 03 <input type="checkbox"/> MF 300  5409 03 <input type="checkbox"/> TPB 300 10

						Referência	i	Tipo		
---	---	---	---	---	---	-------------------	----------	-------------	---	---

Ford Caminhão






F 4000

Turbo Diesel / MWM / Cummins

	02/96 até 10/98								
			6185						330 10
			1085		MF				330
			5587		GTZ				330 10
			3373		KZISZ				
			6585						330 10
			1085		MF				330
			5086	HD	c/ Pré-Amortecimento	WGZT			330 10
			3373		KZISZ				
			5293		CB				325 10
			6585 03	<input type="checkbox"/>					330 10
			1585 03	<input type="checkbox"/>	MF				330
			5585 03	<input type="checkbox"/>	c/ Pré-Amortecimento	WGZT			330 10
			3373		KZISZ				
			5293 03	<input type="checkbox"/>	CB				325 10
			5514 03	<input type="checkbox"/>	CB				325 10









F 600

Perkins D 6357-2

	Até 12/70								
			1085		MF				330
			5293		CB				325 10
			1585 03	<input type="checkbox"/>	MF				330
			5293 03	<input type="checkbox"/>	CB				325 10
			5514 03	<input type="checkbox"/>	CB				325 10

F 600 / F 700

Maxion (Perkins) / MWM












	Até 12/91								
			6142						325 10
			1085		MF				330
			5293		CB				325 10
			3367		KZIS				
			6142 03	<input type="checkbox"/>					325 10
			1585 03	<input type="checkbox"/>	MF				330
			5293 03	<input type="checkbox"/>	CB				325 10
			3367		KZIS				

						Referência	i	Tipo		
---	---	---	---	---	---	-------------------	----------	-------------	---	---

Ford Caminhão









F 7000 / FT 7000

Maxion (Perkins) / MWM

	Até 12/91								
			6142					325	10
			1085		MF			330	
			5293		CB			325	10
			3367		KZIS				
			6142 03 					325	10
			1585 03 		MF			330	
			5293 03 		CB			325	10
			3367		KZIS				

F 750









Perkins D 6357-2

	Todos								
			1085		MF			330	
			5293		CB			325	10
			1585 03 		MF			330	
			5293 03 		CB			325	10
			5514 03 		CB			325	10

Ford Microônibus

FB 4000














MWM D 229-6

	Após 1975								
			6553					280	10
			1553		MF			280	
			5266		CB			280	10
			3367		KZIS				
			1282 03 		MF			280	
			5266 03 		CB			280	10

Ford Ônibus

B 1618

MWM X10 6.5T com tubo guia
















	Todos								
	PRODUTO ORIGINAL		6579					350	10
			1579 	Platô c/ mancal	MFZ			350	
			5723		CZ			350	10
			6579 03 					350	10
			1579 03 	Platô c/ mancal	MFZ			350	
			5723 03 		CZ			350	10
			1078		MFZ			350	
			1078 03 		MFZ			350	

			  	Referência i	Tipo  
---	---	---	---	----------------------------	---

Ford Ônibus




B 1618

MWM X10 6.5T sem tubo guia

	Todos 		
			6578 350 10
			1578  Platô c/ mancal MFZ 350
			5723 CZ 350 10
			6578 03  350 10
			1578 03   Platô c/ mancal MFZ 350
			5723 03  CZ 350 10
			1078 MFZ 350
			1078 03  MFZ 350

B 1621

MWM

	Todos		
			1529 Platô c/ mancal MFZ 350
			1529 03  Platô c/ mancal MFZ 350

General Motors

AGCO
MF | Maxion
Valtra
Valmet

Agrale

CBT
Empilhadoras

Ford









General Motors

			  	Referência i	Tipo  
---	---	---	---	----------------------------	---



General Motors

11 000 / 12 000 / 13 000 / 14 000 / 15 000

Maxion (Q20B6)

	Todos		<ul style="list-style-type: none">  6142 325 10  1085 MF 330  5293 CB 325 10  3367 KZIS  6142 03 <input type="checkbox"/> 325 10  1585 03 <input type="checkbox"/> MF 330  5293 03 <input type="checkbox"/> CB 325 10  3367 KZIS
--	-------	--	--

















11 000 / 12 000 / 14 000

	Todos		<ul style="list-style-type: none">  5555 CB 300 10  5555 03 <input type="checkbox"/> CB 300 10  3370 KZIS
--	-------	--	---

12 170 / 14 190 / 16 220









Caterpillar 3116

Sistema Hidropneumático (Servo) - FS 5205A/6306A

	Após 07/02		<ul style="list-style-type: none">  6379 380 10  1979  Platô c/ mancal MFZ 380  5080 GTZ 380 10  5383 HD c/ Pré-Amortecimento WGTZ 380 10  6379 03 <input type="checkbox"/> 380 10  1979 03 <input type="checkbox"/>  Platô c/ mancal MFZ 380  5080 03 <input type="checkbox"/> GTZ 380 10  6979 03 <input type="checkbox"/> 380 10  1979 03 <input type="checkbox"/>  Platô c/ mancal MFZ 380  5380 03 <input type="checkbox"/> GSZ 380 10  1079 03 <input type="checkbox"/>  MFZ 380  5383 03 <input type="checkbox"/> HD c/ Pré-Amortecimento WGTZ 380 10
--	------------	--	--

21 000 / 22 000




Maxion (Q20B6)

	Todos		<ul style="list-style-type: none">  6142 325 10  1085 MF 330  5293 CB 325 10  3367 KZIS  6142 03 <input type="checkbox"/> 325 10  1585 03 <input type="checkbox"/> MF 330  5293 03 <input type="checkbox"/> CB 325 10  3367 KZIS
--	-------	--	--



						Referência	i	Tipo		
---	---	---	---	---	---	-------------------	----------	-------------	---	---

General Motors




22 000

	Todos				
			5555	CB	300 10
			5555 03 <input type="checkbox"/>	CB	300 10
			3370	KZIS	

6000




	Até 1970				
			1300	MF	280
			3370	KZIS	

Maxion

	Todos				
			5555	CB	300 10
			5555 03 <input type="checkbox"/>	CB	300 10
			3370	KZIS	




A 60 / 70 / 80 / 90 / C 60 / C 70

4.8 6 cilindros

	Todos				
			5555	CB	300 10
			5555 03 <input type="checkbox"/>	CB	300 10
			3370	KZIS	





C 60

Motor 261




	Todos				
			1458	MF	305
			5555	CB	300 10
			5555 03 <input type="checkbox"/>	CB	300 10


D 40

Maxion Q20B4 / S4

	Todos				
			1300	MF	280
			5559	CB	280 10
			5559 03 <input type="checkbox"/>	CB	280 10
			3370	KZIS	





Turbo Maxion

	Todos				
			5555	CB	300 10
			5555 03 <input type="checkbox"/>	CB	300 10
			3370	KZIS	






				Referência 	Tipo  
---	---	---	---	---	---

General Motors






D 60

Maxion Perkins 6357 / 6358					
	Até 10/82				
			1286	Platô de alavanca	B 305
			5555		CB 300 10
			1286 03 <input type="checkbox"/>	Platô de alavanca	B 305
			5555 03 <input type="checkbox"/>		CB 300 10





D 60 / 70 / 90

Maxion Q20B6					
	Todos				
			1085		MF 330
			5293		CB 325 10
			1585 03 <input type="checkbox"/>		MF 330
			5293 03 <input type="checkbox"/>		CB 325 10
			5514 03 <input type="checkbox"/>		CB 325 10



D 70 / 80 / 90

Maxion Perkins 6358					
	Todos				
			1085		MF 330
			5293		CB 325 10
			1585 03 <input type="checkbox"/>		MF 330
			5293 03 <input type="checkbox"/>		CB 325 10
			5514 03 <input type="checkbox"/>		CB 325 10





GMC 3-500

HD					
	Todos				
			6483		300 10
			1483	MF	300
			5679	TPBX	300 10
			3370	KZIS	

GMC 6-100

Maxion					
	Todos				
			6486		280 10
			3370	KZIS	

GMC 6-150

MWM					
	Todos				
			6483		300 10
			1483	MF	300
			5679	TPBX	300 10
			3370	KZIS	

Iveco

AGCO
MF | Maxion
Valtra
Valmet

Agrale

CBT
Empilhadoras

Ford








General Motors

Iveco










				Referência i	Tipo  
---	---	---	---	----------------------------	---

Iveco










Cavallino 450 E 32 T / New Cavallino 450 E 33 T

Cursor 8		ZF16S 1650 OD	
	Todos 		
		 6541	395 10
		 1641	MFZ 400
		 5641 HD c/ Pré-Amortecimento	WGZ 395 10
		 3366	KZIZ
		 6541 03 <input type="checkbox"/>	395 10
		 3366	KZIZ






Euro Tech

Iveco 8210.42 KA 13.8 Turbo			
	Todos 		
		 6542	430 10
		 1542	MFZ 430
		 5655	GTZ 430 10
		 3366	KZIZ
		 6542 03 <input type="checkbox"/>	430 10
		 1542 03 <input type="checkbox"/>	MFZ 430
		 5655 03 <input type="checkbox"/>	GTZ 430 10
		 3366	KZIZ

Euro Trakker

Iveco 8210.42 KA 13.8 Turbo			
	Todos 		
		 6542	430 10
		 1542	MFZ 430
		 5655	GTZ 430 10
		 3366	KZIZ
		 6542 03 <input type="checkbox"/>	430 10
		 1542 03 <input type="checkbox"/>	MFZ 430
		 5655 03 <input type="checkbox"/>	GTZ 430 10
		 3366	KZIZ

EuroCargo 120 E 15












Iveco 8060.25 R			
	Todos 		
		 1085	MF 330
		 5086 HD c/ Pré-Amortecimento	WGZ 330 10
		 1585 03 <input type="checkbox"/>	MF 330
		 5585 03 <input type="checkbox"/> c/ Pré-Amortecimento	WGZ 330 10

				Referência 	Tipo  
---	---	---	---	---	---

Iveco

EuroCargo 160 E 21










Iveco 8060.45 A

	Todos				
			6358		350 10
			1258	Carcaça Fundida	GMF 350
			5035		GTZ 350 10
			3325	Bucha de bronze	KZI
			6358 03 		350 10
			1258 03 	Carcaça Fundida	GMF 350
			5035 03 		GTZ 350 10
			3325	Bucha de bronze	KZI

EuroCargo 230 E 24 6x2

Tector NEF6 F4AE 0681 B









EATON FS-5306-A

	Todos				
	PRODUTO ORIGINAL				
			6071		380 10
			1583	Platô c/ mancal	MFZ 380
			5385 HD	c/ Pré-Amortecimento	WGTZ 380 10
			6071 03 		380 10
			1583 03 	Platô c/ mancal	MFZ 380
			5385 03 	c/ Pré-Amortecimento	WGTZ 380 10

EuroCargo 260 E 25 6x4

Tector NEF6 F4AEE 681 F












EATON FS-6306-B


	Todos				
	PRODUTO ORIGINAL				
			1583	Platô c/ mancal	MFZ 380
			5083	c/ Pré-Amortecimento	WGTZ 380 10
			1079 03 		MFZ 380
			1583 03 	Platô c/ mancal	MFZ 380
			5083 03 	c/ Pré-Amortecimento	WGTZ 380 10

EuroCargo Lixeiro 170 E 22

Tector NEF6 F4AE 0681 D

EATON FS-5306-A

	Todos				
	PRODUTO ORIGINAL				
			6071		380 10
			1583	Platô c/ mancal	MFZ 380
			5385 HD	c/ Pré-Amortecimento	WGTZ 380 10
			6071 03 		380 10
			1583 03 	Platô c/ mancal	MFZ 380
			5385 03 	c/ Pré-Amortecimento	WGTZ 380 10
			1079 03 		MFZ 380

				Referência i	Tipo  
---	---	---	---	----------------------------	---

Iveco

EuroCargo Tector 170 E 21


MWM 6.10 TCA

	Todos				
	1529	Platô c/ mancal	MFZ	350	
	5548 HD	c/ Pré-Amortecimento	WGTZ	350	10
	1529 03 <input type="checkbox"/>	Platô c/ mancal	MFZ	350	
	3359		KZIZX		

EuroCargo Tector 170 E 22

Iveco F4AE 0681D 5.9 TDi Euro 2 / Euro 3

Cx. Eaton FS 5306A

	Todos				
	PRODUTO ORIGINAL				
	1569	Platô c/ mancal	MFZ	350	
	5569	c/ Pré-Amortecimento	WGTZ	350	10
	1569 03 <input type="checkbox"/>	Platô c/ mancal	MFZ	350	
	5569 03 <input type="checkbox"/>	c/ Pré-Amortecimento	WGTZ	350	10
	3391		KZIZX		

EuroCargo Tector 230 E 22

Iveco F4AE 0681D 5.9 TDi Euro 2 / Euro 3

Cx. Eaton FS 5306A

	Todos				
	PRODUTO ORIGINAL				
	1569	Platô c/ mancal	MFZ	350	
	5569	c/ Pré-Amortecimento	WGTZ	350	10
	1569 03 <input type="checkbox"/>	Platô c/ mancal	MFZ	350	
	5569 03 <input type="checkbox"/>	c/ Pré-Amortecimento	WGTZ	350	10
	3391		KZIZX		

EuroCargo Tector 230 E 24

Iveco F4AE 0681B







Cx. Eaton FS 6306A

	Todos				
	PRODUTO ORIGINAL				
	1569	Platô c/ mancal	MFZ	350	
	5569	c/ Pré-Amortecimento	WGTZ	350	10
	1569 03 <input type="checkbox"/>	Platô c/ mancal	MFZ	350	
	5569 03 <input type="checkbox"/>	c/ Pré-Amortecimento	WGTZ	350	10
	3391		KZIZX		

Iveco Cursor 450 E 33 T

Cursor 8

ZF16S 1650 OD

	Todos				
	PRODUTO ORIGINAL				
	6541			395	10
	1641		MFZ	400	
	5641 HD	c/ Pré-Amortecimento	WGTZ	395	10
	3366		KZIZ		
	6541 03 <input type="checkbox"/>			395	10
	3366		KZIZ		









						Referência	i	Tipo		
---	---	---	---	---	---	-------------------	----------	-------------	---	---

Iveco

Stradale 240 E 25S 6x2

Tector NEF6 Euro 3 / Euro 5









ZF 9S 1100 TD

	Todos PRODUTO ORIGINAL								
			6751					395	10
			1751				MF	395	
			5751	HD	c/ Pré-Amortecimento	WGZ		395	10
			3401				KZIS		
			6751 03					395	10
			1751 03				MF	395	
			5751 03	HD	c/ Pré-Amortecimento	WGZ		395	10
			3401				KZIS		

Stralis 360

Cursor 9 Euro 5









ZF 16AS 2630/2631 TO AS Tronic


	Todos PRODUTO ORIGINAL								
			6457					430	10
			1457				MFZ	430	
			5457	HD	c/ Pré-Amortecimento	WGZ		430	10
			3398				KZISZ		
			6457 03					430	10
			1457 03				MFZ	430	
			5457 03	HD	c/ Pré-Amortecimento	WGZ		430	10
			3398				KZISZ		

Stralis 380 / 410 / 460

Cursor 13 Euro 3

ZF 16AS 2630/ 2631 TO AS Tronic









	Todos PRODUTO ORIGINAL								
			6457					430	10
			1457				MFZ	430	
			5457	HD	c/ Pré-Amortecimento	WGZ		430	10
			3398				KZISZ		
			6457 03					430	10
			1457 03				MFZ	430	
			5457 03	HD	c/ Pré-Amortecimento	WGZ		430	10
			3398				KZISZ		

				Referência 	Tipo  
---	---	---	---	---	---

Iveco










Stralis 400 / 440 / 480

Cursor 13 Euro 5 ZF 16AS 2630/2631 TO AS Tronic

	Todos PRODUTO ORIGINAL				
			6457		430 10
			1457	MFZ	430
			5457 HD	c/ Pré-Amortecimento	WGTZ 430 10
			3398	KZISZ	
			6457 03 <input type="checkbox"/>		430 10
			1457 03 <input type="checkbox"/>	MFZ	430
			5457 03 <input type="checkbox"/> HD	c/ Pré-Amortecimento	WGTZ 430 10
			3398	KZISZ	






Stralis 4x2 / 6X2 / 6X4

Iveco Cursor 13 ZF 16 S 221 OD

	Todos PRODUTO ORIGINAL				
			6543		430 10
			1542	MFZ	430
			5705	c/ Pré-Amortecimento	WGTZ 430 10
			3366	KZIZ	
			6543 03 <input type="checkbox"/>		430 10
			1542 03 <input type="checkbox"/>	MFZ	430
			5705 03 <input type="checkbox"/>	c/ Pré-Amortecimento	WGTZ 430 10
			3366	KZIZ	
			5704 HD	c/ Pré-Amortecimento	WGTZ 430 10






Tector 170 E 25/25T 4x2

Tector NEF6 F4AEE 681 F EATON FS-6306-B

	Todos PRODUTO ORIGINAL				
			1583	Platô c/ mancal	MFZ 380
			5083	c/ Pré-Amortecimento	WGTZ 380 10
			1079 03 <input type="checkbox"/> ●		MFZ 380
			1583 03 <input type="checkbox"/>	Platô c/ mancal	MFZ 380
			5083 03 <input type="checkbox"/>	c/ Pré-Amortecimento	WGTZ 380 10

Tector 240 E 25 6x2

Tector NEF6 F4AEE 681 F EATON FS-6306-B

	Todos PRODUTO ORIGINAL				
			1583	Platô c/ mancal	MFZ 380
			5083	c/ Pré-Amortecimento	WGTZ 380 10
			1079 03 <input type="checkbox"/> ●		MFZ 380
			1583 03 <input type="checkbox"/>	Platô c/ mancal	MFZ 380
			5083 03 <input type="checkbox"/>	c/ Pré-Amortecimento	WGTZ 380 10






				Referência 	Tipo  
---	---	---	---	---	---

Iveco

Tector 260 E 25 6x4

Tector NEF6 F4AEE 681 F









EATON FTS-16108-LL

	Todos PRODUTO ORIGINAL				
	1583	Platô c/ mancal	MFZ	380	
	5083	c/ Pré-Amortecimento	WGTZ	380	10
	1079 03 <input type="checkbox"/>		MFZ	380	
	1583 03 <input type="checkbox"/>	Platô c/ mancal	MFZ	380	
	5083 03 <input type="checkbox"/>	c/ Pré-Amortecimento	WGTZ	380	10

Vertis 130V18

Iveco NEF4 Euro 3









ZF 5S420 HD

	Todos PRODUTO ORIGINAL				
	6852			362	10
	1852		MF	362	
	5852 HD	c/ Pré-Amortecimento	WGTZ	362	10
	3400		KZIS		
	6852 03 <input type="checkbox"/>			362	10
	1852 03 <input type="checkbox"/>		MF	362	
	5852 03 <input type="checkbox"/> HD	c/ Pré-Amortecimento	WGTZ	362	10
	3400		KZIS		

Vertis 130V19

Iveco NEF4 Euro 5

ZF 5S 580






	Todos PRODUTO ORIGINAL				
	6852			362	10
	1852		MF	362	
	5852 HD	c/ Pré-Amortecimento	WGTZ	362	10
	3400		KZIS		
	6852 03 <input type="checkbox"/>			362	10
	1852 03 <input type="checkbox"/>		MF	362	
	5852 03 <input type="checkbox"/> HD	c/ Pré-Amortecimento	WGTZ	362	10
	3400		KZIS		

Iveco Ônibus

CC 170E22

Tector IVECO F4AE 0681D

Cx. Eaton FS 5406A

	Após 2004 PRODUTO ORIGINAL				
	1583	Platô c/ mancal	MFZ	380	
	5083	c/ Pré-Amortecimento	WGTZ	380	10
	1079 03 <input type="checkbox"/>		MFZ	380	
	1583 03 <input type="checkbox"/>	Platô c/ mancal	MFZ	380	
	5083 03 <input type="checkbox"/>	c/ Pré-Amortecimento	WGTZ	380	10







			  	Referência i	Tipo  
---	---	---	---	----------------------------	---

Iveco Ônibus

EuroCargo Tector Scudato CC170 E 23

Iveco F4AE 0681D

Cx. Eaton FS 5306A

	Todos 		
			1583 Platô c/ mancal MFZ 380
			5383 HD c/ Pré-Amortecimento WGTZ 380 10
			1079 03 <input type="checkbox"/> ● MFZ 380
			1583 03 <input type="checkbox"/> Platô c/ mancal MFZ 380
			5383 03 <input type="checkbox"/> HD c/ Pré-Amortecimento WGTZ 380 10

John Deere Mafersa

AGCO
MF | Maxion
Valtra
Valmet

Agrale

CBT
Empilhadoras

Ford

General Motors

Iveco

**John Deere
Mafersa**

Mercedes-Benz

AGCO
MF | Maxion
Valtra
Valmet

Agrale

CBT
Empilhadoras

Ford

General Motors

Iveco

John Deere
Masera

Mercedes-Benz



Referência



Tipo

**Mercedes Benz Caminhão****1014 / 1214**

OM 364 LA 140 CV

Cx. MBB G 3/55-6

		Todos						
				6314			310	10
				1314	MFZ		310	
				5391	GTZ		310	10
				3326	KZIZ			
				5364	GSB		310	10
				6314 03 <input type="checkbox"/>			310	10
				1314 03 <input type="checkbox"/>	MFZ		310	
				5391 03 <input type="checkbox"/>	GTZ		310	10
				3326	KZIZ			
				5364 03 <input type="checkbox"/>	GSB		310	10

1111

OM 321 85 CV

Cx. MBB G 3/50

		Após 1964						
				6106			280	10
				1106	Platô de alavanca	HVB	280	
				5346		GTZ	280	10
				3358		KZI		
				6249			280	10
				1249	Carcaça Estampada	MF	280	
				5346		GTZ	280	10
				3358		KZI		
				6106 03 <input type="checkbox"/>			280	10
				1106 03 <input type="checkbox"/>	Platô de alavanca	HVB	280	
				5346 03 <input type="checkbox"/>		GTZ	280	10
				3358		KZI		
				6107 03 <input type="checkbox"/>			280	10
				1107 03 <input type="checkbox"/>	Platô de alavanca reforçado	HVB	280	
				5346 03 <input type="checkbox"/>		GTZ	280	10
				3358		KZI		
				6249 03 <input type="checkbox"/>			280	10
				1249 03 <input type="checkbox"/>	Carcaça Estampada	MF	280	
				5346 03 <input type="checkbox"/>		GTZ	280	10
				3358		KZI		



Referência



Tipo



Mercedes Benz Caminhão

1113

OM 352

	Após 1987						
			6171				310 10
			1171	Platô de alavanca	GFX		310
			5391		GTZ		310 10
			3358		KZI		
			6236				310 10
			1236	Carcaça Estampada	MF		310
			5391		GTZ		310 10
			3358		KZI		
			6171 03 <input type="checkbox"/>				310 10
			1171 03 <input type="checkbox"/>	Platô de alavanca	GFX		310
			5391 03 <input type="checkbox"/>		GTZ		310 10
			3358		KZI		
			6236 03 <input type="checkbox"/>				310 10
			1236 03 <input type="checkbox"/>	Carcaça Estampada	MF		310
			5391 03 <input type="checkbox"/>		GTZ		310 10
			3358		KZI		
	Até 1987						
			6106				280 10
			1106	Platô de alavanca	HVB		280
			5346		GTZ		280 10
			3358		KZI		
			6249				280 10
			1249	Carcaça Estampada	MF		280
			5346		GTZ		280 10
			3358		KZI		
			6106 03 <input type="checkbox"/>				280 10
			1106 03 <input type="checkbox"/>	Platô de alavanca	HVB		280
			5346 03 <input type="checkbox"/>		GTZ		280 10
			3358		KZI		
			6107 03 <input type="checkbox"/>				280 10
			1107 03 <input type="checkbox"/>	Platô de alavanca reforçado	HVB		280
			5346 03 <input type="checkbox"/>		GTZ		280 10
			3358		KZI		
			6249 03 <input type="checkbox"/>				280 10
			1249 03 <input type="checkbox"/>	Carcaça Estampada	MF		280
			5346 03 <input type="checkbox"/>		GTZ		280 10
			3358		KZI		



Referência



Tipo

**Mercedes Benz Caminhão****1114**

OM 352 130 CV

	Até 07/82				
			6106		280 10
			1106	Platô de alavanca	HVB 280
			5346		GTZ 280 10
			3358		KZI
			6249		280 10
			1249	Carcaça Estampada	MF 280
			5346		GTZ 280 10
			3358		KZI
			6106 03 <input type="checkbox"/>		280 10
			1106 03 <input type="checkbox"/>	Platô de alavanca	HVB 280
			5346 03 <input type="checkbox"/>		GTZ 280 10
			3358		KZI
			6249 03 <input type="checkbox"/>		280 10
			1249 03 <input type="checkbox"/>	Carcaça Estampada	MF 280
			5346 03 <input type="checkbox"/>		GTZ 280 10
			3358		KZI
			1107 03 <input type="checkbox"/>	Platô de alavanca reforçado	HVB 280

1114 / 1116 / 1117 / 1313 / 1314 / 1316 / 1317 / 1513 / 1514 / 1516 / 1517 / 1518 / 1813 / 1816

OM 352 A 156 CV









	Todos				
			6171		310 10
			1171	Platô de alavanca	GFX 310
			5391		GTZ 310 10
			3358		KZI
			6236		310 10
			1236	Carcaça Estampada	MF 310
			5391		GTZ 310 10
			3358		KZI
			6171 03 <input type="checkbox"/>		310 10
			1171 03 <input type="checkbox"/>	Platô de alavanca	GFX 310
			5391 03 <input type="checkbox"/>		GTZ 310 10
			3358		KZI
			6236 03 <input type="checkbox"/>		310 10
			1236 03 <input type="checkbox"/>	Carcaça Estampada	MF 310
			5391 03 <input type="checkbox"/>		GTZ 310 10
			3358		KZI

			  	Referência i	Tipo  
---	---	---	---	----------------------------	---

Mercedes Benz Caminhão









1114 / 1313 / 1314 / 1517 / 1714 / 1718

OM 366 136 CV

	Todos		<ul style="list-style-type: none">  6792 330 10  1192 GMF 330  5878 GTZ 330 10  3324 KZI  6192 03 <input type="checkbox"/> 330 10  1192 03 <input type="checkbox"/> GMF 330  5326 03 <input type="checkbox"/> GSZ 330 10  3324 KZI
--	-------	--	--

1117 / 1118 / 1518

OM 352 A 168 CV

	Após 01/84		<ul style="list-style-type: none">  6792 330 10  1192 GMF 330  5878 GTZ 330 10  3324 KZI  6192 03 <input type="checkbox"/> 330 10  1192 03 <input type="checkbox"/> GMF 330  5326 03 <input type="checkbox"/> GSZ 330 10  3324 KZI
--	------------	--	---



Referência



Tipo

**Mercedes Benz Caminhão**

1117 / 1217 / 1218 / 1319 / 1417 / 1418 / 1419 / 1620 / 1621 / 1717 / 1720 / 1721

OM 366 A 177 CV

		Todos			
			6012		350 10
			1512	Carcaça Estampada	MF 350
			5035		GTZ 350 10
			3325	Bucha de bronze	KZI
			6358		350 10
			1258	Carcaça Fundida	GMF 350
			5035		GTZ 350 10
			3325	Bucha de bronze	KZI
			6358 03 <input type="checkbox"/>		350 10
			1258 03 <input type="checkbox"/>	Carcaça Fundida	GMF 350
			5035 03 <input type="checkbox"/>		GTZ 350 10
			3325	Bucha de bronze	KZI
			6012 03 <input type="checkbox"/>		350 10
			1512 03 <input type="checkbox"/>	Carcaça Estampada	MF 350
			5666 03 <input type="checkbox"/>		GTB 350 10
			3325	Bucha de bronze	KZI
			6058 03 <input type="checkbox"/>	Kit s/ anel	350 10
			1058 03 <input type="checkbox"/>	Platô s/ anel	GMF 350
			5335 03 <input type="checkbox"/>		GSZ 350 10
			3325	Bucha de bronze	KZI

1214 / 1318 / 1414 / 1614 / 1618

OM 352 A 168 CV / OM 366

		Após 1987			
			6792		330 10
			1192		GMF 330
			5878		GTZ 330 10
			3324		KZI
			6192 03 <input type="checkbox"/>		330 10
			1192 03 <input type="checkbox"/>		GMF 330
			5326 03 <input type="checkbox"/>		GSZ 330 10
			3324		KZI



Referência



Tipo



Mercedes Benz Caminhão

1214 C / 1215 C / 1718 C

OM 904 LA Motor Eletrônico

Cx. ZF / MBB G60-6 - Atuador hidráulico

	Todos					
			6342			362 18
			1342		MF	362
			5523	HD	c/ Pré-Amortecimento	WGTB 362 18
			3361		Atuador Hidráulico	CSC
			6342 03			362 18
			1342 03		MF	362
			5523 03	HD	c/ Pré-Amortecimento	WGTB 362 18
			3361		Atuador Hidráulico	CSC

1218

OM 904 LA Motor Eletrônico

Cx. MBB G3/55

	2001 até 2004					
			6343			362 18
			1343		MF	362
			5523	HD	c/ Pré-Amortecimento	WGTB 362 18
			3309		KZIS	
			6343 03			362 18
			1343 03		MF	362
			5523 03	HD	c/ Pré-Amortecimento	WGTB 362 18
			3309		KZIS	

OM 904 LA Motor Eletrônico

Cx. MBB G60-6 - Atuador Hidráulico









	Todos					
			6342			362 18
			1342		MF	362
			5523	HD	c/ Pré-Amortecimento	WGTB 362 18
			3361		Atuador Hidráulico	CSC
			6342 03			362 18
			1342 03		MF	362
			5523 03	HD	c/ Pré-Amortecimento	WGTB 362 18
			3361		Atuador Hidráulico	CSC

				Referência i	Tipo  
---	---	---	---	---------------------	--

Mercedes Benz Caminhão

1218 / 1418









OM 366 A 184 CV

	Até 1996				
			6792		330 10
			1192	GMF	330
			5878	GTZ	330 10
			3324	KZI	
			6192 03 <input type="checkbox"/>		330 10
			1192 03 <input type="checkbox"/>	GMF	330
			5326 03 <input type="checkbox"/>	GSZ	330 10
			3324	KZI	

1218 C / 1318 C / 1418 C / 1718 C





OM 904 LA Motor Eletrônico

Cx. Eaton / MBB G60-6

	Após 1996				
			6343		362 18
			1343	MF	362
			5523 HD c/ Pré-Amortecimento	WGTB	362 18
			3309	KZIS	
			6343 03 <input type="checkbox"/>		362 18
			1343 03 <input type="checkbox"/>	MF	362
			5523 03 <input type="checkbox"/> HD c/ Pré-Amortecimento	WGTB	362 18
			3309	KZIS	

1418 / 1519 / 1520 / 1819 / 1820












OM 355/5 192 CV







	Todos				
			1150	Platô de alavanca	GF 380
			5057		GTZ 380 10
			1150 03 <input type="checkbox"/>	Platô de alavanca	GF 380
			5257 03 <input type="checkbox"/>		GSZ 380 10

1420 / 1620

OM 366 LA

Cx. MBB G85-6 / ZF S 5-680






	Todos				
			6612		350 18
			1512	Carcaça Estampada	MF 350
			5235 HD		GTZ 350 18
			3309		KZIS
			6612 03 <input type="checkbox"/>		350 18
			1504 03 <input type="checkbox"/>	MF	350
			5534 03 <input type="checkbox"/>	GSZ	350 18
			3309		KZIS
			1512 03 <input type="checkbox"/>	Carcaça Estampada	MF 350
			5235 03 <input type="checkbox"/> HD		GTZ 350 18
			5536 03 <input type="checkbox"/>	Só aplicado c/ platô 1512 03	GTB 350 18

				Referência i	Tipo  
---	---	---	---	----------------------------	---

Mercedes Benz Caminhão

1518






OM355/5 192 CV

	Todos			
			1198	GF 380
			5017	GTZ 380 10
			1198 03 <input type="checkbox"/>	GF 380
			5317 03 <input type="checkbox"/>	GSZ 380 10
			3330	KZI

1524






OM 355/5 A 238 CV

Cx. ZF 4 S 120








	1985 até 1987			
			1198	GF 380
			5017	GTZ 380 10
			1198 03 <input type="checkbox"/>	GF 380
			5317 03 <input type="checkbox"/>	GSZ 380 10
			3330	KZI

1525










OM 355/5 A 238 CV


	Após 1987			
			1198	GF 380
			5017	GTZ 380 10
			1198 03 <input type="checkbox"/>	GF 380
			5317 03 <input type="checkbox"/>	GSZ 380 10
			3330	KZI

OM 355/6 A 285 CV

	Todos			
			1181	Platô de alavanca GF 420
			1254 ●	GMF 420
			5273	GSZ 420 10
			1181 03 <input type="checkbox"/>	Platô de alavanca GF 420
			1254 03 <input type="checkbox"/>	GMF 420
			5273 03 <input type="checkbox"/>	GSZ 420 10
			3327	KZI

OM 449 A 252 CV













	Após 08/93			
			6254	420 10
			1254	GMF 420
			5336	GSZ 420 10
			3327	KZI
			1181	Platô de alavanca GF 420
			6254 03 <input type="checkbox"/>	420 10
			1254 03 <input type="checkbox"/>	GMF 420
			5336 03 <input type="checkbox"/>	GSZ 420 10
			3327	KZI

				Referência i	Tipo  
---	---	---	---	---------------------	--

Mercedes Benz Caminhão

1525























OM 449 A 252 CV

	Após 08/93		1181 03 	Platô de alavanca	GF	420
	Até 08/93		1181	Platô de alavanca	GF	420
			1254		GMF	420
			5273		GSZ	420 10
			1181 03 	Platô de alavanca	GF	420
			1254 03 		GMF	420
			5273 03 		GSZ	420 10
			3327		KZI	

1620

OM 906 LA Motor Eletrônico








Cx. MBB G85-6

	Todos		6546			395 18
			1546		MF	395
			5765 HD		GTZ	395 18
			3309		KZIS	
			6550			395 18
			1546		MF	395
			5766	c/ Pré-Amortecimento	WGTZ	395 18
			3309		KZIS	
			6546 03 			395 18
			1546 03 		MF	395
			5765 03 		GTZ	395 18
			3309		KZIS	
			6550 03 			395 18
			1546 03 		MF	395
			5766 03 	c/ Pré-Amortecimento	WGTZ	395 18
			3309		KZIS	

1622

OM 924 LA Motor Eletrônico

Cx. Eaton FS 6209






	Todos		1546		MF	395
			5767 HD	c/ Pré-Amortecimento	WGTZ	395 18
			1546 03 		MF	395
			5767 03 	c/ Pré-Amortecimento	WGTZ	395 18
			3325	Bucha de bronze	KZI	

				Referência i	Tipo ∅ 
---	---	---	---	--	--

























Mercedes Benz Caminhão

1622

OM 904 LA / OM 924 LA Motor Eletrônico Cx. MBB G85 - c/ Servo de Embreagem

	Todos	
		<ul style="list-style-type: none">  1546 MF 395  5767 HD c/ Pré-Amortecimento WGTZ 395 18  1546 03 □ MF 395  5767 03 □ HD c/ Pré-Amortecimento WGTZ 395 18  3361 Atuador Hidráulico CSC








OM 904 LA / OM 924 LA Motor Eletrônico Cx. MBB G85 - Mancal Convencional

	Todos	
		<ul style="list-style-type: none">  6544 395 18  1546 MF 395  5767 HD c/ Pré-Amortecimento WGTZ 395 18  3309 KZIS  6546 395 18  1546 MF 395  5765 HD GTZ 395 18  3309 KZIS  6550 395 18  1546 MF 395  5766 c/ Pré-Amortecimento WGTZ 395 18  3309 KZIS  6544 03 □ 395 18  1546 03 □ MF 395  5767 03 □ HD c/ Pré-Amortecimento WGTZ 395 18  3309 KZIS  6546 03 □ 395 18  1546 03 □ MF 395  5765 03 □ GTZ 395 18  3309 KZIS  6550 03 □ 395 18  1546 03 □ MF 395  5766 03 □ c/ Pré-Amortecimento WGTZ 395 18  3309 KZIS



























				Referência i	Tipo  
---	---	---	---	---------------------	--

Mercedes Benz Caminhão

1622

OM 904 LA / OM 924 LA Motor Eletrônico		Cx. MBB G85 - s/ Servo de Embreagem			
	Todos				
	1520		MF	395	
	1546		MF	395	
	5767 HD	c/ Pré-Amortecimento	WGTZ	395	18
	1520 03 <input type="checkbox"/>		MF	395	
	1546 03 <input type="checkbox"/>		MF	395	
	5767 03 <input type="checkbox"/>	c/ Pré-Amortecimento	WGTZ	395	18
	3361	Atuador Hidráulico	CSC		






1625

OM 355/6 A 285 CV					
	Todos				
	6254			420	10
	1254		GMF	420	
	5336		GSZ	420	10
	3327		KZI		
	1181	Platô de alavanca	GF	420	
	6254 03 <input type="checkbox"/>			420	10
	1254 03 <input type="checkbox"/>		GMF	420	
	5336 03 <input type="checkbox"/>		GSZ	420	10
	3327		KZI		
	1181 03 <input type="checkbox"/>	Platô de alavanca	GF	420	
OM 449 A 252 CV					
	Todos				
	6254			420	10
	1254		GMF	420	
	5336		GSZ	420	10
	3327		KZI		
	1181	Platô de alavanca	GF	420	
	6254 03 <input type="checkbox"/>			420	10
	1254 03 <input type="checkbox"/>		GMF	420	
	5336 03 <input type="checkbox"/>		GSZ	420	10
	3327		KZI		
	1181 03 <input type="checkbox"/>	Platô de alavanca	GF	420	
OM 449 LA		Cx. ZF 8 S 135			
	1990 até 1993				
	6254			420	10
	1254		GMF	420	
	5336		GSZ	420	10
	3327		KZI		
	1181	Platô de alavanca	GF	420	
	6254 03 <input type="checkbox"/>			420	10











				Referência i	Tipo  
---	---	---	---	----------------------------	---

Mercedes Benz Caminhão








1625

OM 449 LA					Cx. ZF 8 S 135
	1990 até 1993				
			6254 03 <input type="checkbox"/>		420 10
			1254 03 <input type="checkbox"/>	GMF	420
			5336 03 <input type="checkbox"/>	GSZ	420 10
			3327	KZI	
			1181 03 <input type="checkbox"/>	Platô de alavanca	GF 420










1630

OM 355 / OM 449					Cx. ZF 16S-160
	Todos				
			6254		420 10
			1254	GMF	420
			5336	GSZ	420 10
			3327	KZI	
			1181	Platô de alavanca	GF 420
			6254 03 <input type="checkbox"/>		420 10
			1254 03 <input type="checkbox"/>	GMF	420
			5336 03 <input type="checkbox"/>	GSZ	420 10
			3327	KZI	
			1181 03 <input type="checkbox"/>	Platô de alavanca	GF 420

1630 / 1632

OM 449					Cx. ZF 16 S 1650
	Todos				
			1181	Platô de alavanca	GF 420
			1254	GMF	420
			5336	GSZ	420 10
			1181 03 <input type="checkbox"/>	Platô de alavanca	GF 420
			1254 03 <input type="checkbox"/>	GMF	420
			5336 03 <input type="checkbox"/>	GSZ	420 10
			3383	KZI	

1634

OM 447 LA 360 CV / OM 457 LA					Cx. ZF
	Todos				
			6497		430 10
			1497	Platô c/ mancal	MFZ 430
			5705	c/ Pré-Amortecimento	WGTZ 430 10
			5704 HD	c/ Pré-Amortecimento	WGTZ 430 10
			6497 03 <input type="checkbox"/>		430 10
			1497 03 <input type="checkbox"/>	Platô c/ mancal	MFZ 430
			5705 03 <input type="checkbox"/>	c/ Pré-Amortecimento	WGTZ 430 10
			1097 03 <input type="checkbox"/>		MFZ 430
			3377		KZISZ



Referência



Tipo

**Mercedes Benz Caminhão****1718 M**

OM 904 LA Motor Eletrônico

Cx. MBB G60-6 - c/ Servo de Embreagem

		Todos		
				1546 MF 395
				5767 HD c/ Pré-Amortecimento WGTZ 395 18
				1546 03 <input type="checkbox"/> MF 395
				5767 03 <input type="checkbox"/> HD c/ Pré-Amortecimento WGTZ 395 18
				3361 Atuador Hidráulico CSC

OM 904 LA Motor Eletrônico

Cx. MBB G60-6 - Mancal Convencional

		Todos		
				6544 395 18
				1546 MF 395
				5767 HD c/ Pré-Amortecimento WGTZ 395 18
				3309 KZIS
				6544 03 <input type="checkbox"/> 395 18
				1546 03 <input type="checkbox"/> MF 395
				5767 03 <input type="checkbox"/> HD c/ Pré-Amortecimento WGTZ 395 18
				3309 KZIS

OM 904 LA Motor Eletrônico

Cx. MBB G60-6 - s/ Servo de Embreagem

		Todos		
				1520 MF 395
				1546 MF 395
				5767 HD c/ Pré-Amortecimento WGTZ 395 18
				1520 03 <input type="checkbox"/> MF 395
				1546 03 <input type="checkbox"/> MF 395
				5767 03 <input type="checkbox"/> HD c/ Pré-Amortecimento WGTZ 395 18
				3361 Atuador Hidráulico CSC

1720

OM 366

Cx. MBB G85





		Todos		
				6612 350 18
				1512 Carcaça Estampada MF 350
				5235 HD GTZ 350 18
				3309 KZIS
				5235 HD GTZ 350 18
				6612 03 <input type="checkbox"/> 350 18
				1504 03 <input type="checkbox"/> MF 350
				5534 03 <input type="checkbox"/> GSZ 350 18
				3309 KZIS
				1512 03 <input type="checkbox"/> Carcaça Estampada MF 350
				5235 03 <input type="checkbox"/> HD GTZ 350 18
				5536 03 <input type="checkbox"/> Só aplicado c/ platô 1512 03 GTB 350 18

				Referência 	Tipo  
---	---	---	---	---	---

Mercedes Benz Caminhão

1723 / S






OM 366 LA 231CV

		Todos		
	5017		GTZ	380 10
	1534 03 <input type="checkbox"/>		GMF	380
	5317 03 <input type="checkbox"/>		GSZ	380 10
	3325	Bucha de bronze	KZI	

1725

















OM 906 LA Motor Eletrônico

Cx. MBB G131-9 - c/ Servo de Embreagem

		Todos		
	1546		MF	395
	5766	c/ Pré-Amortecimento	WGTZ	395 18
	1546 03 <input type="checkbox"/>		MF	395
	5766 03 <input type="checkbox"/>	c/ Pré-Amortecimento	WGTZ	395 18
	3361	Atuador Hidráulico	CSC	

OM 906 LA Motor Eletrônico








Cx. MBB G131-9 - Mancal Convencional

		Todos		
	6546			395 18
	1546		MF	395
	5765 HD		GTZ	395 18
	3309		KZIS	
	6550			395 18
	1546		MF	395
	5766	c/ Pré-Amortecimento	WGTZ	395 18
	3309		KZIS	
	6546 03 <input type="checkbox"/>			395 18
	1546 03 <input type="checkbox"/>		MF	395
	5765 03 <input type="checkbox"/>		GTZ	395 18
	3309		KZIS	
	6550 03 <input type="checkbox"/>			395 18
	1546 03 <input type="checkbox"/>		MF	395
	5766 03 <input type="checkbox"/>	c/ Pré-Amortecimento	WGTZ	395 18
	3309		KZIS	






			  	Referência i Tipo  
---	---	---	---	--

















Mercedes Benz Caminhão

1725

OM 906 LA Motor Eletrônico		Cx. MBB G131-9 - s/ Servo de Embreagem
	Todos	
		 1520 MF 395  1546 MF 395  5766 c/ Pré-Amortecimento WGTZ 395 18  1520 03 ☐ MF 395  1546 03 ☐ MF 395  5766 03 ☐ c/ Pré-Amortecimento WGTZ 395 18  3361 Atuador Hidráulico CSC

1728








OM 906 LA 280 CV Motor Eletrônico		Cx. MBB G221-9 - c/ Servo de Embreagem
	Todos	
		 1546 MF 395  5766 c/ Pré-Amortecimento WGTZ 395 18  1546 03 ☐ MF 395  5766 03 ☐ c/ Pré-Amortecimento WGTZ 395 18  3361 Atuador Hidráulico CSC

OM 906 LA 280 CV Motor Eletrônico		Cx. MBB G221-9 - Mancal Convencional
	Todos	
		 6546 395 18  1546 MF 395  5765 HD GTZ 395 18  3309 KZIS  6550 395 18  1546 MF 395  5766 c/ Pré-Amortecimento WGTZ 395 18  3309 KZIS  6546 03 ☐ 395 18  1546 03 ☐ MF 395  5765 03 ☐ GTZ 395 18  3309 KZIS  6550 03 ☐ 395 18  1546 03 ☐ MF 395  5766 03 ☐ c/ Pré-Amortecimento WGTZ 395 18  3309 KZIS













				Referência 	Tipo  
---	---	---	---	---	---

Mercedes Benz Caminhão








1728

OM 906 LA 280 CV Motor Eletrônico		Cx. MBB G221-9 - s/ Servo de Embreagem			
	Todos				
	1520		MF	395	
	1546		MF	395	
	5766	c/ Pré-Amortecimento	WGTZ	395	18
	1520 03 <input type="checkbox"/>		MF	395	
	1546 03 <input type="checkbox"/>		MF	395	
	5766 03 <input type="checkbox"/>	c/ Pré-Amortecimento	WGTZ	395	18
	3361	Atuador Hidráulico	CSC		





1924


OM 355/6					
	Após 08/77				
	1181	Platô de alavanca	GF	420	
	1254		GMF	420	
	5273		GSZ	420	10
	1181 03 <input type="checkbox"/>	Platô de alavanca	GF	420	
	1254 03 <input type="checkbox"/>		GMF	420	
	5273 03 <input type="checkbox"/>		GSZ	420	10
	3327		KZI		
	Até 08/77				
	1198		GF	380	
	5017		GTZ	380	10
	1198 03 <input type="checkbox"/>		GF	380	
	5317 03 <input type="checkbox"/>		GSZ	380	10
	3330		KZI		

1929

OM 355/6 A					
	Após 1983				
	1181	Platô de alavanca	GF	420	
	1254		GMF	420	
	5273		GSZ	420	10
	1181 03 <input type="checkbox"/>	Platô de alavanca	GF	420	
	1254 03 <input type="checkbox"/>		GMF	420	
	5273 03 <input type="checkbox"/>		GSZ	420	10
	3327		KZI		

1932





OM 355/6 T 326 CV					
	Todos				
	6254			420	10
	1254		GMF	420	
	5336		GSZ	420	10
	3327		KZI		

			  	Referência i Tipo  
---	---	---	---	--

Mercedes Benz Caminhão









1932

OM 355/6 T 326 CV

	Todos		<ul style="list-style-type: none">  6254 03 ☐ 420 10  1254 03 ☐ GMF 420  5336 03 ☐ GSZ 420 10  3327 KZI
--	-------	--	---















1933

OM 355/6 LA 326 CV Turbo Cooler

	Após 10/87		<ul style="list-style-type: none">  1215 GMF 420  5273 GSZ 420 10  1215 03 ☐ GMF 420  5273 03 ☐ GSZ 420 10  5336 03 ☐ GSZ 420 10  3329 KZI
	Até 09/87		<ul style="list-style-type: none">  5336 03 ☐ GSZ 420 10  3327 KZI

1934

OM 355/6 LA 340 CV













	Após 10/87		<ul style="list-style-type: none">  1215 GMF 420  1215 03 ☐ GMF 420  5336 03 ☐ GSZ 420 10  3329 KZI
	Até 10/87		<ul style="list-style-type: none">  6254 420 10  1254 GMF 420  5336 GSZ 420 10  3327 KZI  1181 Platô de alavanca GF 420  6254 03 ☐ 420 10  1254 03 ☐ GMF 420  5336 03 ☐ GSZ 420 10  3327 KZI  1181 03 ☐ Platô de alavanca GF 420

						Referência	i	Tipo		
---	---	---	---	---	---	-------------------	----------	-------------	---	---

Mercedes Benz Caminhão

















1935 / 1936 / 1941

OM 447 LA 354 CV / 408 CV

	Até 06/94								
			7736 HD <input checked="" type="checkbox"/>		GF2	380			
			5709 HD	Disco Interno	GSZ	380	10		
			5708 HD	Disco Externo	GS	380	10		
			3338		KZI				
			6736 03 <input type="checkbox"/>			380	10		
			7736 03 <input type="checkbox"/>	Platô reforçado	GF2	380			
			5708 03 <input type="checkbox"/>	Disco Externo	GS	380	10		
			3338		KZI				
			7736 03 <input type="checkbox"/>	Platô reforçado	GF2	380			
			5709 03 <input type="checkbox"/>	Disco Interno	GSZ	380	10		
			5708 03 <input type="checkbox"/>	Disco Externo	GS	380	10		
			3338		KZI				

1935 / 1941









OM 447 LA 354 CV / 408 CV

	Após 06/94								
			6273			430	10		
			1273		MFZ	430			
			5655		GTZ	430	10		
			3346		KZIZ				
			1542		MFZ	430			
			5528 HD		GTZ	430	10		
			6273 03 <input type="checkbox"/>			430	10		
			1273 03 <input type="checkbox"/>		MFZ	430			
			5655 03 <input type="checkbox"/>		GTZ	430	10		
			3346		KZIZ				
			6584 03 <input type="checkbox"/>	Kit reforçado		430	10		
			1542 03 <input type="checkbox"/>		MFZ	430			
			5655 03 <input type="checkbox"/>		GTZ	430	10		
			3346		KZIZ				
			5033 03 <input type="checkbox"/>	c/ Pré-Amortecimento	WGTZ	430	10		
			5655 03 <input type="checkbox"/>		GTZ	430	10		

1938 / LS / S

OM 457 LA 380 CV










Cx. MBB G210-16

	Todos								
			6535			430	18		
			1497	Platô c/ mancal	MFZ	430			
			5535	c/ Pré-Amortecimento	WGTZ	430	18		
			6535 03 <input type="checkbox"/>			430	18		
			1497 03 <input type="checkbox"/>	Platô c/ mancal	MFZ	430			
			5535 03 <input type="checkbox"/>	c/ Pré-Amortecimento	WGTZ	430	18		
			1097 03 <input type="checkbox"/>		MFZ	430			
			3377		KZISZ				








						Referência 	Tipo 	
---	---	---	---	---	---	---	---	---

Mercedes Benz Caminhão

1938 / LS / S










OM 457 LA 380 CV		Cx. ZF
	Todos	
	6497	430 10
	1497 Platô c/ mancal	MFZ 430
	5705 c/ Pré-Amortecimento	WGTZ 430 10
	5704 HD c/ Pré-Amortecimento	WGTZ 430 10
	6497 03 <input type="checkbox"/>	430 10
	1497 03 <input type="checkbox"/> Platô c/ mancal	MFZ 430
	5705 03 <input type="checkbox"/> c/ Pré-Amortecimento	WGTZ 430 10
	1097 03 <input type="checkbox"/>	MFZ 430
	3377	KZISZ

1944 / S









OM 457 LA 435 CV		Cx. MBB G210-16
	Todos	
	6535	430 18
	1497 Platô c/ mancal	MFZ 430
	5535 c/ Pré-Amortecimento	WGTZ 430 18
	6535 03 <input type="checkbox"/>	430 18
	1497 03 <input type="checkbox"/> Platô c/ mancal	MFZ 430
	5535 03 <input type="checkbox"/> c/ Pré-Amortecimento	WGTZ 430 18
	3377	KZISZ

OM 457 LA 435 CV

Cx. ZF

	Todos	
	6497	430 10
	1497 Platô c/ mancal	MFZ 430
	5705 c/ Pré-Amortecimento	WGTZ 430 10
	5704 HD c/ Pré-Amortecimento	WGTZ 430 10
	6497 03 <input type="checkbox"/>	430 10
	1497 03 <input type="checkbox"/> Platô c/ mancal	MFZ 430
	5705 03 <input type="checkbox"/> c/ Pré-Amortecimento	WGTZ 430 10
	1097 03 <input type="checkbox"/>	MFZ 430
	3377	KZISZ

2013 / 2014 / 2213 / 2214 / 2216 / 2217









OM 352 130 CV		
	Todos	
	6171	310 10
	1171 Platô de alavanca	GFX 310
	5391	GTZ 310 10
	3358	KZI
	6236	310 10
	1236 Carcaça Estampada	MF 310
	5391	GTZ 310 10
	3358	KZI

				Referência i	Tipo  
---	---	---	---	---------------------	--

Mercedes Benz Caminhão

2013 / 2014 / 2213 / 2214 / 2216 / 2217










OM 352 130 CV

	Todos		<ul style="list-style-type: none">  6171 03 <input type="checkbox"/> 310 10  1171 03 <input type="checkbox"/> Platô de alavanca GFX 310  5391 03 <input type="checkbox"/> GTZ 310 10  3358 KZI  6236 03 <input type="checkbox"/> 310 10  1236 03 <input type="checkbox"/> Carcaça Estampada MF 310  5391 03 <input type="checkbox"/> GTZ 310 10  3358 KZI
--	-------	--	---

2038









OM 457 LA 380 CV

Cx. ZF

	Todos		<ul style="list-style-type: none">  6497 430 10  1497 Platô c/ mancal MFZ 430  5705 c/ Pré-Amortecimento WGTZ 430 10  5704 HD c/ Pré-Amortecimento WGTZ 430 10  6497 03 <input type="checkbox"/> 430 10  1497 03 <input type="checkbox"/> Platô c/ mancal MFZ 430  5705 03 <input type="checkbox"/> c/ Pré-Amortecimento WGTZ 430 10  1097 03 <input type="checkbox"/> MFZ 430  3377 KZISZ
--	-------	--	---

2214 / 2215 / 2218 / 2314 / 2418

OM 366 136 CV






	Todos		<ul style="list-style-type: none">  6792 330 10  1192 GMF 330  5878 GTZ 330 10  3324 KZI  6192 03 <input type="checkbox"/> 330 10  1192 03 <input type="checkbox"/> GMF 330  5326 03 <input type="checkbox"/> GSZ 330 10  3324 KZI
--	-------	--	--

				Referência i	Tipo  
---	---	---	---	---------------------	--

Mercedes Benz Caminhão





2219

OM 355/5 192 CV

	1974 até 1987			
	1150	Platô de alavanca	GF	380
	5057		GTZ	380 10
	1150 03 <input type="checkbox"/>	Platô de alavanca	GF	380
	5257 03 <input type="checkbox"/>		GSZ	380 10






2220

OM 355/5 192 CV








	Após 1987			
	1150	Platô de alavanca	GF	380
	5057		GTZ	380 10
	1150 03 <input type="checkbox"/>	Platô de alavanca	GF	380
	5257 03 <input type="checkbox"/>		GSZ	380 10

2225











OM 355/5 238 CV

	Todos			
	1198		GF	380
	5017		GTZ	380 10
	1198 03 <input type="checkbox"/>		GF	380
	5317 03 <input type="checkbox"/>		GSZ	380 10
	3330		KZI	

OM 355/6 A 285 CV

	Todos			
	1181	Platô de alavanca	GF	420
	1254		GMF	420
	5273		GSZ	420 10
	1181 03 <input type="checkbox"/>	Platô de alavanca	GF	420
	1254 03 <input type="checkbox"/>		GMF	420
	5273 03 <input type="checkbox"/>		GSZ	420 10
	3327		KZI	

OM 449 A 252 CV

	Após 09/93			
	6254			420 10
	1254		GMF	420
	5336		GSZ	420 10
	3327		KZI	
	1181	Platô de alavanca	GF	420
	6254 03 <input type="checkbox"/>			420 10
	1254 03 <input type="checkbox"/>		GMF	420
	5336 03 <input type="checkbox"/>		GSZ	420 10
	3327		KZI	
	1181 03 <input type="checkbox"/>	Platô de alavanca	GF	420



Referência



Tipo

**Mercedes Benz Caminhão****2225**

OM 449 A 252 CV

	Até 08/93				
			1181	Platô de alavanca	GF 420
			1254		GMF 420
			5273		GSZ 420 10
			1181 03 <input type="checkbox"/>	Platô de alavanca	GF 420
			1254 03 <input type="checkbox"/>		GMF 420
			5273 03 <input type="checkbox"/>		GSZ 420 10
			3327		KZI

2318

OM 366 A 184 CV








	Após 01/93				
			6012		350 10
			1512	Carcaça Estampada	MF 350
			5035		GTZ 350 10
			3325	Bucha de bronze	KZI
			6358		350 10
			1258	Carcaça Fundida	GMF 350
			5035		GTZ 350 10
			3325	Bucha de bronze	KZI
			6358 03 <input type="checkbox"/>		350 10
			1258 03 <input type="checkbox"/>	Carcaça Fundida	GMF 350
			5035 03 <input type="checkbox"/>		GTZ 350 10
			3325	Bucha de bronze	KZI
			6012 03 <input type="checkbox"/>		350 10
			1512 03 <input type="checkbox"/>	Carcaça Estampada	MF 350
			5666 03 <input type="checkbox"/>		GTB 350 10
			3325	Bucha de bronze	KZI
			6058 03 <input type="checkbox"/>	Kit s/ anel	350 10
			1058 03 <input type="checkbox"/>	Platô s/ anel	GMF 350
			5335 03 <input type="checkbox"/>		GSZ 350 10
			3325	Bucha de bronze	KZI
	Até 12/92				
			6792		330 10
			1192		GMF 330
			5878		GTZ 330 10
			3324		KZI
			6192 03 <input type="checkbox"/>		330 10
			1192 03 <input type="checkbox"/>		GMF 330
			5326 03 <input type="checkbox"/>		GSZ 330 10
			3324		KZI

				Referência i	Tipo  
---	---	---	---	---------------------	--











Mercedes Benz Caminhão

2325






OM 355/6 A T.285 CV

	Todos				
	1181	Platô de alavanca	GF	420	
	1254		GMF	420	
	5273		GSZ	420	10
	1181 03 <input type="checkbox"/>	Platô de alavanca	GF	420	
	1254 03 <input type="checkbox"/>		GMF	420	
	5273 03 <input type="checkbox"/>		GSZ	420	10
	3327		KZI		

OM 449 A T.252 CV




	Após 09/93				
	6254			420	10
	1254		GMF	420	
	5336		GSZ	420	10
	3327		KZI		
	1181	Platô de alavanca	GF	420	
	6254 03 <input type="checkbox"/>			420	10
	1254 03 <input type="checkbox"/>		GMF	420	
	5336 03 <input type="checkbox"/>		GSZ	420	10
	3327		KZI		
	1181 03 <input type="checkbox"/>	Platô de alavanca	GF	420	

Até 08/93

	1254		GMF	420	
	5273		GSZ	420	10
	1254 03 <input type="checkbox"/>		GMF	420	
	5273 03 <input type="checkbox"/>		GSZ	420	10
	3327		KZI		

OM 449 A 252 CV






Cx. MBB 2635

	Todos				
	1254		GMF	420	
	1254 03 <input type="checkbox"/>		GMF	420	
	3327		KZI		

2423 B/K

OM 906 LA 231 CV Motor Eletrônico

Cx. Eaton









	Todos				
	1520		MF	395	
	5765 HD		GTZ	395	18
	1520 03 <input type="checkbox"/>		MF	395	
	5765 03 <input type="checkbox"/>		GTZ	395	18
	3325	Bucha de bronze	KZI		

			  	Referência i Tipo  
---	---	---	---	--











Mercedes Benz Caminhão

2423 B/K

OM 906 LA 231 CV Motor Eletrônico Cx. ZF - c/ Servo de Embreagem









	Todos		<ul style="list-style-type: none">  6520 395 18  1546 MF 395  5765 HD GTZ 395 18  3361 Atuador Hidráulico CSC  6520 03 <input type="checkbox"/> 395 18  1546 03 <input type="checkbox"/> MF 395  5765 03 <input type="checkbox"/> GTZ 395 18  3361 Atuador Hidráulico CSC
--	-------	--	---


OM 906 LA 231 CV Motor Eletrônico Cx. ZF - s/ Servo de Embreagem

	Todos		<ul style="list-style-type: none">  6520 395 18  1546 MF 395  5765 HD GTZ 395 18  3361 Atuador Hidráulico CSC  6520 03 <input type="checkbox"/> 395 18  1546 03 <input type="checkbox"/> MF 395  5765 03 <input type="checkbox"/> GTZ 395 18  3361 Atuador Hidráulico CSC  1520 MF 395  1520 03 <input type="checkbox"/> MF 395
--	-------	--	--

2428





































OM 906 LA Motor Eletrônico Cx. MBB G221-9 - c/ Servo de Embreagem

	Todos		<ul style="list-style-type: none">  6520 395 18  1546 MF 395  5765 HD GTZ 395 18  3361 Atuador Hidráulico CSC  6520 03 <input type="checkbox"/> 395 18  1546 03 <input type="checkbox"/> MF 395  5765 03 <input type="checkbox"/> GTZ 395 18  3361 Atuador Hidráulico CSC
--	-------	--	---





































				Referência i Tipo  
---	---	---	---	--

Mercedes Benz Caminhão






















2428

OM 906 LA Motor Eletrônico		Cx. MBB G221-9 - s/ Servo de Embreagem																																																																								
	Todos																																																																									
		<table style="width: 100%; border-collapse: collapse;"> <tr> <td style="width: 5%;"></td> <td style="width: 15%;">6520</td> <td style="width: 15%;"></td> <td style="width: 15%;"></td> <td style="width: 15%;"></td> <td style="width: 15%; text-align: right;">395 18</td> </tr> <tr> <td></td> <td>1546</td> <td></td> <td>MF</td> <td></td> <td style="text-align: right;">395</td> </tr> <tr> <td></td> <td>5765</td> <td>HD</td> <td>GTZ</td> <td></td> <td style="text-align: right;">395 18</td> </tr> <tr> <td></td> <td>3361</td> <td>Atuador Hidráulico</td> <td>CSC</td> <td></td> <td></td> </tr> <tr> <td></td> <td>6520 03</td> <td><input type="checkbox"/></td> <td></td> <td></td> <td style="text-align: right;">395 18</td> </tr> <tr> <td></td> <td>1546 03</td> <td><input type="checkbox"/></td> <td>MF</td> <td></td> <td style="text-align: right;">395</td> </tr> <tr> <td></td> <td>5765 03</td> <td><input type="checkbox"/></td> <td>GTZ</td> <td></td> <td style="text-align: right;">395 18</td> </tr> <tr> <td></td> <td>3361</td> <td>Atuador Hidráulico</td> <td>CSC</td> <td></td> <td></td> </tr> <tr> <td></td> <td>1520</td> <td></td> <td>MF</td> <td></td> <td style="text-align: right;">395</td> </tr> <tr> <td></td> <td>5766</td> <td>c/ Pré-Amortecimento</td> <td>WGTZ</td> <td></td> <td style="text-align: right;">395 18</td> </tr> <tr> <td></td> <td>1520 03</td> <td><input type="checkbox"/></td> <td>MF</td> <td></td> <td style="text-align: right;">395</td> </tr> <tr> <td></td> <td>5766 03</td> <td><input type="checkbox"/></td> <td>c/ Pré-Amortecimento</td> <td>WGTZ</td> <td style="text-align: right;">395 18</td> </tr> </table>		6520				395 18		1546		MF		395		5765	HD	GTZ		395 18		3361	Atuador Hidráulico	CSC				6520 03	<input type="checkbox"/>			395 18		1546 03	<input type="checkbox"/>	MF		395		5765 03	<input type="checkbox"/>	GTZ		395 18		3361	Atuador Hidráulico	CSC				1520		MF		395		5766	c/ Pré-Amortecimento	WGTZ		395 18		1520 03	<input type="checkbox"/>	MF		395		5766 03	<input type="checkbox"/>	c/ Pré-Amortecimento	WGTZ	395 18
	6520				395 18																																																																					
	1546		MF		395																																																																					
	5765	HD	GTZ		395 18																																																																					
	3361	Atuador Hidráulico	CSC																																																																							
	6520 03	<input type="checkbox"/>			395 18																																																																					
	1546 03	<input type="checkbox"/>	MF		395																																																																					
	5765 03	<input type="checkbox"/>	GTZ		395 18																																																																					
	3361	Atuador Hidráulico	CSC																																																																							
	1520		MF		395																																																																					
	5766	c/ Pré-Amortecimento	WGTZ		395 18																																																																					
	1520 03	<input type="checkbox"/>	MF		395																																																																					
	5766 03	<input type="checkbox"/>	c/ Pré-Amortecimento	WGTZ	395 18																																																																					

2625 / 2635

OM 447 LA 354 CV																																																																										
	Todos																																																																									
		<table style="width: 100%; border-collapse: collapse;"> <tr> <td style="width: 5%;"></td> <td style="width: 15%;">7736</td> <td style="width: 15%;">HD <input checked="" type="checkbox"/></td> <td style="width: 15%;"></td> <td style="width: 15%;"></td> <td style="width: 15%; text-align: right;">GF2 380</td> </tr> <tr> <td></td> <td>5709</td> <td>HD</td> <td>Disco Interno</td> <td>GSZ</td> <td style="text-align: right;">380 10</td> </tr> <tr> <td></td> <td>5708</td> <td>HD</td> <td>Disco Externo</td> <td>GS</td> <td style="text-align: right;">380 10</td> </tr> <tr> <td></td> <td>3338</td> <td></td> <td></td> <td>KZI</td> <td></td> </tr> <tr> <td></td> <td>6736 03</td> <td><input type="checkbox"/></td> <td></td> <td></td> <td style="text-align: right;">380 10</td> </tr> <tr> <td></td> <td>7736 03</td> <td><input type="checkbox"/> HD</td> <td>Platô reforçado</td> <td>GF2</td> <td style="text-align: right;">380</td> </tr> <tr> <td></td> <td>5708 03</td> <td><input type="checkbox"/> HD</td> <td>Disco Externo</td> <td>GS</td> <td style="text-align: right;">380 10</td> </tr> <tr> <td></td> <td>3338</td> <td></td> <td></td> <td>KZI</td> <td></td> </tr> <tr> <td></td> <td>7736 03</td> <td><input type="checkbox"/> HD <input checked="" type="checkbox"/></td> <td>Platô reforçado</td> <td>GF2</td> <td style="text-align: right;">380</td> </tr> <tr> <td></td> <td>5709 03</td> <td><input type="checkbox"/> HD</td> <td>Disco Interno</td> <td>GSZ</td> <td style="text-align: right;">380 10</td> </tr> <tr> <td></td> <td>5708 03</td> <td><input type="checkbox"/> HD</td> <td>Disco Externo</td> <td>GS</td> <td style="text-align: right;">380 10</td> </tr> <tr> <td></td> <td>3338</td> <td></td> <td></td> <td>KZI</td> <td></td> </tr> </table>		7736	HD <input checked="" type="checkbox"/>			GF2 380		5709	HD	Disco Interno	GSZ	380 10		5708	HD	Disco Externo	GS	380 10		3338			KZI			6736 03	<input type="checkbox"/>			380 10		7736 03	<input type="checkbox"/> HD	Platô reforçado	GF2	380		5708 03	<input type="checkbox"/> HD	Disco Externo	GS	380 10		3338			KZI			7736 03	<input type="checkbox"/> HD <input checked="" type="checkbox"/>	Platô reforçado	GF2	380		5709 03	<input type="checkbox"/> HD	Disco Interno	GSZ	380 10		5708 03	<input type="checkbox"/> HD	Disco Externo	GS	380 10		3338			KZI	
	7736	HD <input checked="" type="checkbox"/>			GF2 380																																																																					
	5709	HD	Disco Interno	GSZ	380 10																																																																					
	5708	HD	Disco Externo	GS	380 10																																																																					
	3338			KZI																																																																						
	6736 03	<input type="checkbox"/>			380 10																																																																					
	7736 03	<input type="checkbox"/> HD	Platô reforçado	GF2	380																																																																					
	5708 03	<input type="checkbox"/> HD	Disco Externo	GS	380 10																																																																					
	3338			KZI																																																																						
	7736 03	<input type="checkbox"/> HD <input checked="" type="checkbox"/>	Platô reforçado	GF2	380																																																																					
	5709 03	<input type="checkbox"/> HD	Disco Interno	GSZ	380 10																																																																					
	5708 03	<input type="checkbox"/> HD	Disco Externo	GS	380 10																																																																					
	3338			KZI																																																																						






















2638

OM 457 LA		Cx. MBB G210-16																																										
	Todos																																											
		<table style="width: 100%; border-collapse: collapse;"> <tr> <td style="width: 5%;"></td> <td style="width: 15%;">7038</td> <td style="width: 15%;"><input checked="" type="checkbox"/></td> <td style="width: 15%;">Platô c/ mancal</td> <td style="width: 15%;"></td> <td style="width: 15%; text-align: right;">MFZ2 400</td> </tr> <tr> <td></td> <td>5551</td> <td></td> <td>Disco Interno</td> <td>GTZ</td> <td style="text-align: right;">400 10</td> </tr> <tr> <td></td> <td>5582</td> <td><input checked="" type="checkbox"/></td> <td>Disco Externo - Opcional</td> <td>WGTZ</td> <td style="text-align: right;">400 18</td> </tr> <tr> <td></td> <td>7738 03</td> <td><input type="checkbox"/> <input checked="" type="checkbox"/></td> <td>Platô c/ mancal</td> <td>MFZ2</td> <td style="text-align: right;">400</td> </tr> <tr> <td></td> <td>5051 03</td> <td><input type="checkbox"/></td> <td>Disco Interno</td> <td>GTZ</td> <td style="text-align: right;">400 10</td> </tr> <tr> <td></td> <td>5582 03</td> <td><input type="checkbox"/> <input checked="" type="checkbox"/></td> <td>Disco Externo - Opcional</td> <td>WGTZ</td> <td style="text-align: right;">400 18</td> </tr> <tr> <td></td> <td>3388</td> <td></td> <td></td> <td>KZISZ</td> <td></td> </tr> </table>		7038	<input checked="" type="checkbox"/>	Platô c/ mancal		MFZ2 400		5551		Disco Interno	GTZ	400 10		5582	<input checked="" type="checkbox"/>	Disco Externo - Opcional	WGTZ	400 18		7738 03	<input type="checkbox"/> <input checked="" type="checkbox"/>	Platô c/ mancal	MFZ2	400		5051 03	<input type="checkbox"/>	Disco Interno	GTZ	400 10		5582 03	<input type="checkbox"/> <input checked="" type="checkbox"/>	Disco Externo - Opcional	WGTZ	400 18		3388			KZISZ	
	7038	<input checked="" type="checkbox"/>	Platô c/ mancal		MFZ2 400																																							
	5551		Disco Interno	GTZ	400 10																																							
	5582	<input checked="" type="checkbox"/>	Disco Externo - Opcional	WGTZ	400 18																																							
	7738 03	<input type="checkbox"/> <input checked="" type="checkbox"/>	Platô c/ mancal	MFZ2	400																																							
	5051 03	<input type="checkbox"/>	Disco Interno	GTZ	400 10																																							
	5582 03	<input type="checkbox"/> <input checked="" type="checkbox"/>	Disco Externo - Opcional	WGTZ	400 18																																							
	3388			KZISZ																																								






















			  	Referência i Tipo  
---	---	---	---	--

Mercedes Benz Caminhão






















2638

OM 457 LA 380 CV		Cx. ZF																																			
	Todos																																				
		<table style="width: 100%; border-collapse: collapse;"> <tr> <td style="width: 10%;"></td> <td style="width: 15%;">7038 <input checked="" type="checkbox"/></td> <td style="width: 45%;">Platô c/ mancal</td> <td style="width: 10%;">MFZ2</td> <td style="width: 10%;">400</td> </tr> <tr> <td></td> <td>5551</td> <td>Disco Interno</td> <td>GTZ</td> <td>400 10</td> </tr> <tr> <td></td> <td>5050 <input type="checkbox"/></td> <td>Disco Externo - Opcional</td> <td>WGTZ</td> <td>400 10</td> </tr> <tr> <td></td> <td>7738 03 <input type="checkbox"/></td> <td>Platô c/ mancal</td> <td>MFZ2</td> <td>400</td> </tr> <tr> <td></td> <td>5051 03 <input type="checkbox"/></td> <td>Disco Interno</td> <td>GTZ</td> <td>400 10</td> </tr> <tr> <td></td> <td>5050 03 <input type="checkbox"/></td> <td>Disco Externo - Opcional</td> <td>WGTZ</td> <td>400 10</td> </tr> <tr> <td></td> <td>3388</td> <td></td> <td>KZISZ</td> <td></td> </tr> </table>		7038 <input checked="" type="checkbox"/>	Platô c/ mancal	MFZ2	400		5551	Disco Interno	GTZ	400 10		5050 <input type="checkbox"/>	Disco Externo - Opcional	WGTZ	400 10		7738 03 <input type="checkbox"/>	Platô c/ mancal	MFZ2	400		5051 03 <input type="checkbox"/>	Disco Interno	GTZ	400 10		5050 03 <input type="checkbox"/>	Disco Externo - Opcional	WGTZ	400 10		3388		KZISZ	
	7038 <input checked="" type="checkbox"/>	Platô c/ mancal	MFZ2	400																																	
	5551	Disco Interno	GTZ	400 10																																	
	5050 <input type="checkbox"/>	Disco Externo - Opcional	WGTZ	400 10																																	
	7738 03 <input type="checkbox"/>	Platô c/ mancal	MFZ2	400																																	
	5051 03 <input type="checkbox"/>	Disco Interno	GTZ	400 10																																	
	5050 03 <input type="checkbox"/>	Disco Externo - Opcional	WGTZ	400 10																																	
	3388		KZISZ																																		

























2638 / 2638 S

OM 457 LA		Cx. MB G 281-12																																			
	Após 2012																																				
		<table style="width: 100%; border-collapse: collapse;"> <tr> <td style="width: 10%;"></td> <td style="width: 15%;">7038 <input checked="" type="checkbox"/></td> <td style="width: 45%;">Platô c/ mancal</td> <td style="width: 10%;">MFZ2</td> <td style="width: 10%;">400</td> </tr> <tr> <td></td> <td>5551</td> <td>Disco Interno</td> <td>GTZ</td> <td>400 10</td> </tr> <tr> <td></td> <td>5050 <input type="checkbox"/></td> <td>Disco Externo - Opcional</td> <td>WGTZ</td> <td>400 10</td> </tr> <tr> <td></td> <td>7738 03 <input type="checkbox"/></td> <td>Platô c/ mancal</td> <td>MFZ2</td> <td>400</td> </tr> <tr> <td></td> <td>5051 03 <input type="checkbox"/></td> <td>Disco Interno</td> <td>GTZ</td> <td>400 10</td> </tr> <tr> <td></td> <td>5050 03 <input type="checkbox"/></td> <td>Disco Externo - Opcional</td> <td>WGTZ</td> <td>400 10</td> </tr> <tr> <td></td> <td>3388</td> <td></td> <td>KZISZ</td> <td></td> </tr> </table>		7038 <input checked="" type="checkbox"/>	Platô c/ mancal	MFZ2	400		5551	Disco Interno	GTZ	400 10		5050 <input type="checkbox"/>	Disco Externo - Opcional	WGTZ	400 10		7738 03 <input type="checkbox"/>	Platô c/ mancal	MFZ2	400		5051 03 <input type="checkbox"/>	Disco Interno	GTZ	400 10		5050 03 <input type="checkbox"/>	Disco Externo - Opcional	WGTZ	400 10		3388		KZISZ	
	7038 <input checked="" type="checkbox"/>	Platô c/ mancal	MFZ2	400																																	
	5551	Disco Interno	GTZ	400 10																																	
	5050 <input type="checkbox"/>	Disco Externo - Opcional	WGTZ	400 10																																	
	7738 03 <input type="checkbox"/>	Platô c/ mancal	MFZ2	400																																	
	5051 03 <input type="checkbox"/>	Disco Interno	GTZ	400 10																																	
	5050 03 <input type="checkbox"/>	Disco Externo - Opcional	WGTZ	400 10																																	
	3388		KZISZ																																		

2726

OM 457 LA		Cx. G221 9 marchas																																			
	2008 até 2012																																				
		<table style="width: 100%; border-collapse: collapse;"> <tr> <td style="width: 10%;"></td> <td style="width: 15%;">6535</td> <td style="width: 45%;"></td> <td style="width: 10%;"></td> <td style="width: 10%;">430 18</td> </tr> <tr> <td></td> <td>1497</td> <td>Platô c/ mancal</td> <td>MFZ</td> <td>430</td> </tr> <tr> <td></td> <td>5535</td> <td>c/ Pré-Amortecimento</td> <td>WGTZ</td> <td>430 18</td> </tr> <tr> <td></td> <td>6535 03 <input type="checkbox"/></td> <td></td> <td></td> <td>430 18</td> </tr> <tr> <td></td> <td>1497 03 <input type="checkbox"/></td> <td>Platô c/ mancal</td> <td>MFZ</td> <td>430</td> </tr> <tr> <td></td> <td>5535 03 <input type="checkbox"/></td> <td>c/ Pré-Amortecimento</td> <td>WGTZ</td> <td>430 18</td> </tr> <tr> <td></td> <td>3377</td> <td></td> <td>KZISZ</td> <td></td> </tr> </table>		6535			430 18		1497	Platô c/ mancal	MFZ	430		5535	c/ Pré-Amortecimento	WGTZ	430 18		6535 03 <input type="checkbox"/>			430 18		1497 03 <input type="checkbox"/>	Platô c/ mancal	MFZ	430		5535 03 <input type="checkbox"/>	c/ Pré-Amortecimento	WGTZ	430 18		3377		KZISZ	
	6535			430 18																																	
	1497	Platô c/ mancal	MFZ	430																																	
	5535	c/ Pré-Amortecimento	WGTZ	430 18																																	
	6535 03 <input type="checkbox"/>			430 18																																	
	1497 03 <input type="checkbox"/>	Platô c/ mancal	MFZ	430																																	
	5535 03 <input type="checkbox"/>	c/ Pré-Amortecimento	WGTZ	430 18																																	
	3377		KZISZ																																		

























OM 906 LA
















	Todos	G 221-9																																								
		<table style="width: 100%; border-collapse: collapse;"> <tr> <td style="width: 10%;"></td> <td style="width: 15%;">6535</td> <td style="width: 45%;"></td> <td style="width: 10%;"></td> <td style="width: 10%;">430 18</td> </tr> <tr> <td></td> <td>1497</td> <td>Platô c/ mancal</td> <td>MFZ</td> <td>430</td> </tr> <tr> <td></td> <td>5535</td> <td>c/ Pré-Amortecimento</td> <td>WGTZ</td> <td>430 18</td> </tr> <tr> <td></td> <td>6535 03 <input type="checkbox"/></td> <td></td> <td></td> <td>430 18</td> </tr> <tr> <td></td> <td>1497 03 <input type="checkbox"/></td> <td>Platô c/ mancal</td> <td>MFZ</td> <td>430</td> </tr> <tr> <td></td> <td>5535 03 <input type="checkbox"/></td> <td>c/ Pré-Amortecimento</td> <td>WGTZ</td> <td>430 18</td> </tr> <tr> <td></td> <td>1097 03 <input type="checkbox"/></td> <td></td> <td>MFZ</td> <td>430</td> </tr> <tr> <td></td> <td>3377</td> <td></td> <td>KZISZ</td> <td></td> </tr> </table>		6535			430 18		1497	Platô c/ mancal	MFZ	430		5535	c/ Pré-Amortecimento	WGTZ	430 18		6535 03 <input type="checkbox"/>			430 18		1497 03 <input type="checkbox"/>	Platô c/ mancal	MFZ	430		5535 03 <input type="checkbox"/>	c/ Pré-Amortecimento	WGTZ	430 18		1097 03 <input type="checkbox"/>		MFZ	430		3377		KZISZ	
	6535			430 18																																						
	1497	Platô c/ mancal	MFZ	430																																						
	5535	c/ Pré-Amortecimento	WGTZ	430 18																																						
	6535 03 <input type="checkbox"/>			430 18																																						
	1497 03 <input type="checkbox"/>	Platô c/ mancal	MFZ	430																																						
	5535 03 <input type="checkbox"/>	c/ Pré-Amortecimento	WGTZ	430 18																																						
	1097 03 <input type="checkbox"/>		MFZ	430																																						
	3377		KZISZ																																							

			  	Referência i	Tipo  
---	---	---	---	----------------------------	---
















Mercedes Benz Caminhão

608 / 708






















OM 314 85 CV		Acionamento Hidráulico																																
	Todos	<table style="width: 100%; border-collapse: collapse;"> <tr> <td style="width: 10%;"></td> <td style="width: 60%;">6246</td> <td style="width: 20%;"></td> <td style="width: 10%; text-align: right;">250 10</td> </tr> <tr> <td></td> <td>1246</td> <td>Platô de alavanca</td> <td style="text-align: right;">HBX 250</td> </tr> <tr> <td></td> <td>5408</td> <td></td> <td style="text-align: right;">GTZ 250 10</td> </tr> <tr> <td></td> <td>3310</td> <td></td> <td style="text-align: right;">KZI</td> </tr> <tr> <td></td> <td>6246 03 <input type="checkbox"/></td> <td></td> <td style="text-align: right;">250 10</td> </tr> <tr> <td></td> <td>1246 03 <input type="checkbox"/></td> <td>Platô de alavanca</td> <td style="text-align: right;">HBX 250</td> </tr> <tr> <td></td> <td>5408 03 <input type="checkbox"/></td> <td></td> <td style="text-align: right;">GTZ 250 10</td> </tr> <tr> <td></td> <td>3310</td> <td></td> <td style="text-align: right;">KZI</td> </tr> </table>		6246		250 10		1246	Platô de alavanca	HBX 250		5408		GTZ 250 10		3310		KZI		6246 03 <input type="checkbox"/>		250 10		1246 03 <input type="checkbox"/>	Platô de alavanca	HBX 250		5408 03 <input type="checkbox"/>		GTZ 250 10		3310		KZI
	6246		250 10																															
	1246	Platô de alavanca	HBX 250																															
	5408		GTZ 250 10																															
	3310		KZI																															
	6246 03 <input type="checkbox"/>		250 10																															
	1246 03 <input type="checkbox"/>	Platô de alavanca	HBX 250																															
	5408 03 <input type="checkbox"/>		GTZ 250 10																															
	3310		KZI																															

OM 314 85 CV		Acionamento Mecânico																				
	Todos	<table style="width: 100%; border-collapse: collapse;"> <tr> <td style="width: 10%;"></td> <td style="width: 60%;">1246</td> <td style="width: 20%;">Platô de alavanca</td> <td style="width: 10%; text-align: right;">HBX 250</td> </tr> <tr> <td></td> <td>5408</td> <td></td> <td style="text-align: right;">GTZ 250 10</td> </tr> <tr> <td></td> <td>1246 03 <input type="checkbox"/></td> <td>Platô de alavanca</td> <td style="text-align: right;">HBX 250</td> </tr> <tr> <td></td> <td>5408 03 <input type="checkbox"/></td> <td></td> <td style="text-align: right;">GTZ 250 10</td> </tr> <tr> <td></td> <td>3358</td> <td></td> <td style="text-align: right;">KZI</td> </tr> </table>		1246	Platô de alavanca	HBX 250		5408		GTZ 250 10		1246 03 <input type="checkbox"/>	Platô de alavanca	HBX 250		5408 03 <input type="checkbox"/>		GTZ 250 10		3358		KZI
	1246	Platô de alavanca	HBX 250																			
	5408		GTZ 250 10																			
	1246 03 <input type="checkbox"/>	Platô de alavanca	HBX 250																			
	5408 03 <input type="checkbox"/>		GTZ 250 10																			
	3358		KZI																			













609 / 709 / 710 / 809

OM 364 95 CV																						
	Todos	<table style="width: 100%; border-collapse: collapse;"> <tr> <td style="width: 10%;"></td> <td style="width: 60%;">1202</td> <td style="width: 20%;"></td> <td style="width: 10%; text-align: right;">MFZ 280</td> </tr> <tr> <td></td> <td>5346</td> <td></td> <td style="text-align: right;">GTZ 280 10</td> </tr> <tr> <td></td> <td>1202 03 <input type="checkbox"/></td> <td></td> <td style="text-align: right;">MFZ 280</td> </tr> <tr> <td></td> <td>5346 03 <input type="checkbox"/></td> <td></td> <td style="text-align: right;">GTZ 280 10</td> </tr> <tr> <td></td> <td>3326</td> <td></td> <td style="text-align: right;">KZIZ</td> </tr> </table>		1202		MFZ 280		5346		GTZ 280 10		1202 03 <input type="checkbox"/>		MFZ 280		5346 03 <input type="checkbox"/>		GTZ 280 10		3326		KZIZ
	1202		MFZ 280																			
	5346		GTZ 280 10																			
	1202 03 <input type="checkbox"/>		MFZ 280																			
	5346 03 <input type="checkbox"/>		GTZ 280 10																			
	3326		KZIZ																			

710

OM 364 A 122 CV																														
	Após 2001	<table style="width: 100%; border-collapse: collapse;"> <tr> <td style="width: 10%;"></td> <td style="width: 60%;">1203</td> <td style="width: 20%;"></td> <td style="width: 10%; text-align: right;">MFZ 310</td> </tr> <tr> <td></td> <td>5364</td> <td></td> <td style="text-align: right;">GSB 310 10</td> </tr> <tr> <td></td> <td>5391</td> <td></td> <td style="text-align: right;">GTZ 310 10</td> </tr> <tr> <td></td> <td>1203 03 <input type="checkbox"/></td> <td></td> <td style="text-align: right;">MFZ 310</td> </tr> <tr> <td></td> <td>5364 03 <input type="checkbox"/></td> <td></td> <td style="text-align: right;">GSB 310 10</td> </tr> <tr> <td></td> <td>5391 03 <input type="checkbox"/></td> <td></td> <td style="text-align: right;">GTZ 310 10</td> </tr> <tr> <td></td> <td>3326</td> <td></td> <td style="text-align: right;">KZIZ</td> </tr> </table>		1203		MFZ 310		5364		GSB 310 10		5391		GTZ 310 10		1203 03 <input type="checkbox"/>		MFZ 310		5364 03 <input type="checkbox"/>		GSB 310 10		5391 03 <input type="checkbox"/>		GTZ 310 10		3326		KZIZ
	1203		MFZ 310																											
	5364		GSB 310 10																											
	5391		GTZ 310 10																											
	1203 03 <input type="checkbox"/>		MFZ 310																											
	5364 03 <input type="checkbox"/>		GSB 310 10																											
	5391 03 <input type="checkbox"/>		GTZ 310 10																											
	3326		KZIZ																											













710 C / 712 C / 914 C

OM 904 LA Motor Eletrônico		Cx. ZF - Atuador Hidráulico																
	Todos	<table style="width: 100%; border-collapse: collapse;"> <tr> <td style="width: 10%;"></td> <td style="width: 60%;">6342</td> <td style="width: 20%;"></td> <td style="width: 10%; text-align: right;">362 18</td> </tr> <tr> <td></td> <td>1342</td> <td></td> <td style="text-align: right;">MF 362</td> </tr> <tr> <td></td> <td>5523</td> <td>HD c/ Pré-Amortecimento</td> <td style="text-align: right;">WGTB 362 18</td> </tr> <tr> <td></td> <td>3361</td> <td>Atuador Hidráulico</td> <td style="text-align: right;">CSC</td> </tr> </table>		6342		362 18		1342		MF 362		5523	HD c/ Pré-Amortecimento	WGTB 362 18		3361	Atuador Hidráulico	CSC
	6342		362 18															
	1342		MF 362															
	5523	HD c/ Pré-Amortecimento	WGTB 362 18															
	3361	Atuador Hidráulico	CSC															

























				Referência i	Tipo  
---	---	---	---	----------------------------	---

Mercedes Benz Caminhão






















710 C / 712 C / 914 C

OM 904 LA Motor Eletrônico		Cx. ZF - Atuador Hidráulico																	
	Todos		<table style="width: 100%; border-collapse: collapse;"> <tr> <td style="width: 5%; text-align: center;"></td> <td style="width: 70%;">6342 03 <input type="checkbox"/></td> <td style="width: 10%;"></td> <td style="width: 15%; text-align: right;">362 18</td> </tr> <tr> <td style="text-align: center;"></td> <td>1342 03 <input type="checkbox"/></td> <td style="text-align: right;">MF</td> <td style="text-align: right;">362</td> </tr> <tr> <td style="text-align: center;"></td> <td>5523 03 <input type="checkbox"/> HD</td> <td style="text-align: right;">c/ Pré-Amortecimento</td> <td style="text-align: right;">WGTB 362 18</td> </tr> <tr> <td style="text-align: center;"></td> <td>3361</td> <td style="text-align: right;">Atuador Hidráulico</td> <td style="text-align: right;">CSC</td> </tr> </table>		6342 03 <input type="checkbox"/>		362 18		1342 03 <input type="checkbox"/>	MF	362		5523 03 <input type="checkbox"/> HD	c/ Pré-Amortecimento	WGTB 362 18		3361	Atuador Hidráulico	CSC
	6342 03 <input type="checkbox"/>		362 18																
	1342 03 <input type="checkbox"/>	MF	362																
	5523 03 <input type="checkbox"/> HD	c/ Pré-Amortecimento	WGTB 362 18																
	3361	Atuador Hidráulico	CSC																































712

OM 364 LA		Cx. Eaton FSO 4405C																																	
	Após 2012		<table style="width: 100%; border-collapse: collapse;"> <tr> <td style="width: 5%; text-align: center;"></td> <td style="width: 70%;">6207</td> <td style="width: 10%;"></td> <td style="width: 15%; text-align: right;">310 10</td> </tr> <tr> <td style="text-align: center;"></td> <td>1204</td> <td style="text-align: right;">MFZ</td> <td style="text-align: right;">310</td> </tr> <tr> <td style="text-align: center;"></td> <td>5367</td> <td style="text-align: right;">c/ Pré-Amortecimento</td> <td style="text-align: right;">WGTZ 310 10</td> </tr> <tr> <td style="text-align: center;"></td> <td>3326</td> <td style="text-align: right;">KZIZ</td> <td></td> </tr> <tr> <td style="text-align: center;"></td> <td>6207 03 <input type="checkbox"/></td> <td></td> <td style="text-align: right;">310 10</td> </tr> <tr> <td style="text-align: center;"></td> <td>1204 03 <input type="checkbox"/></td> <td style="text-align: right;">MFZ</td> <td style="text-align: right;">310</td> </tr> <tr> <td style="text-align: center;"></td> <td>5367 03 <input type="checkbox"/></td> <td style="text-align: right;">c/ Pré-Amortecimento</td> <td style="text-align: right;">WGTZ 310 10</td> </tr> <tr> <td style="text-align: center;"></td> <td>3326</td> <td style="text-align: right;">KZIZ</td> <td></td> </tr> </table>		6207		310 10		1204	MFZ	310		5367	c/ Pré-Amortecimento	WGTZ 310 10		3326	KZIZ			6207 03 <input type="checkbox"/>		310 10		1204 03 <input type="checkbox"/>	MFZ	310		5367 03 <input type="checkbox"/>	c/ Pré-Amortecimento	WGTZ 310 10		3326	KZIZ	
	6207		310 10																																
	1204	MFZ	310																																
	5367	c/ Pré-Amortecimento	WGTZ 310 10																																
	3326	KZIZ																																	
	6207 03 <input type="checkbox"/>		310 10																																
	1204 03 <input type="checkbox"/>	MFZ	310																																
	5367 03 <input type="checkbox"/>	c/ Pré-Amortecimento	WGTZ 310 10																																
	3326	KZIZ																																	

712 / 812 / 912

OM 364 A 122 CV																															
	Todos		<table style="width: 100%; border-collapse: collapse;"> <tr> <td style="width: 5%; text-align: center;"></td> <td style="width: 70%;">1203</td> <td style="width: 10%;"></td> <td style="width: 15%; text-align: right;">MFZ 310</td> </tr> <tr> <td style="text-align: center;"></td> <td>5364</td> <td style="text-align: right;">GSB</td> <td style="text-align: right;">310 10</td> </tr> <tr> <td style="text-align: center;"></td> <td>5391</td> <td style="text-align: right;">GTZ</td> <td style="text-align: right;">310 10</td> </tr> <tr> <td style="text-align: center;"></td> <td>1203 03 <input type="checkbox"/></td> <td style="text-align: right;">MFZ</td> <td style="text-align: right;">310</td> </tr> <tr> <td style="text-align: center;"></td> <td>5364 03 <input type="checkbox"/></td> <td style="text-align: right;">GSB</td> <td style="text-align: right;">310 10</td> </tr> <tr> <td style="text-align: center;"></td> <td>5391 03 <input type="checkbox"/></td> <td style="text-align: right;">GTZ</td> <td style="text-align: right;">310 10</td> </tr> <tr> <td style="text-align: center;"></td> <td>3326</td> <td style="text-align: right;">KZIZ</td> <td></td> </tr> </table>		1203		MFZ 310		5364	GSB	310 10		5391	GTZ	310 10		1203 03 <input type="checkbox"/>	MFZ	310		5364 03 <input type="checkbox"/>	GSB	310 10		5391 03 <input type="checkbox"/>	GTZ	310 10		3326	KZIZ	
	1203		MFZ 310																												
	5364	GSB	310 10																												
	5391	GTZ	310 10																												
	1203 03 <input type="checkbox"/>	MFZ	310																												
	5364 03 <input type="checkbox"/>	GSB	310 10																												
	5391 03 <input type="checkbox"/>	GTZ	310 10																												
	3326	KZIZ																													

914

OM 364 LA 136 CV																																											
	Todos		<table style="width: 100%; border-collapse: collapse;"> <tr> <td style="width: 5%; text-align: center;"></td> <td style="width: 70%;">6314</td> <td style="width: 10%;"></td> <td style="width: 15%; text-align: right;">310 10</td> </tr> <tr> <td style="text-align: center;"></td> <td>1314</td> <td style="text-align: right;">MFZ</td> <td style="text-align: right;">310</td> </tr> <tr> <td style="text-align: center;"></td> <td>5391</td> <td style="text-align: right;">GTZ</td> <td style="text-align: right;">310 10</td> </tr> <tr> <td style="text-align: center;"></td> <td>3326</td> <td style="text-align: right;">KZIZ</td> <td></td> </tr> <tr> <td style="text-align: center;"></td> <td>5364</td> <td style="text-align: right;">GSB</td> <td style="text-align: right;">310 10</td> </tr> <tr> <td style="text-align: center;"></td> <td>6314 03 <input type="checkbox"/></td> <td></td> <td style="text-align: right;">310 10</td> </tr> <tr> <td style="text-align: center;"></td> <td>1314 03 <input type="checkbox"/></td> <td style="text-align: right;">MFZ</td> <td style="text-align: right;">310</td> </tr> <tr> <td style="text-align: center;"></td> <td>5391 03 <input type="checkbox"/></td> <td style="text-align: right;">GTZ</td> <td style="text-align: right;">310 10</td> </tr> <tr> <td style="text-align: center;"></td> <td>3326</td> <td style="text-align: right;">KZIZ</td> <td></td> </tr> <tr> <td style="text-align: center;"></td> <td>5364 03 <input type="checkbox"/></td> <td style="text-align: right;">GSB</td> <td style="text-align: right;">310 10</td> </tr> </table>		6314		310 10		1314	MFZ	310		5391	GTZ	310 10		3326	KZIZ			5364	GSB	310 10		6314 03 <input type="checkbox"/>		310 10		1314 03 <input type="checkbox"/>	MFZ	310		5391 03 <input type="checkbox"/>	GTZ	310 10		3326	KZIZ			5364 03 <input type="checkbox"/>	GSB	310 10
	6314		310 10																																								
	1314	MFZ	310																																								
	5391	GTZ	310 10																																								
	3326	KZIZ																																									
	5364	GSB	310 10																																								
	6314 03 <input type="checkbox"/>		310 10																																								
	1314 03 <input type="checkbox"/>	MFZ	310																																								
	5391 03 <input type="checkbox"/>	GTZ	310 10																																								
	3326	KZIZ																																									
	5364 03 <input type="checkbox"/>	GSB	310 10																																								



Referência

i

Tipo

**Mercedes Benz Caminhão****915 E**

OM 904 LA

Cx. ZF S 5-420

	Após 2008						
			6343				362 18
			1343			MF	362
			5523	HD	c/ Pré-Amortecimento	WGTB	362 18
			3309			KZIS	
			6344				362 18
			1343			MF	362
			5524			GTZ	362 18
			3309			KZIS	
			6343 03				362 18
			1343 03			MF	362
			5523 03	HD	c/ Pré-Amortecimento	WGTB	362 18
			3309			KZIS	
			6344 03				362 18
			1343 03			MF	362
			5524 03			GTZ	362 18
			3309			KZIS	
	Até 2008						
			6342				362 18
			1342			MF	362
			5523	HD	c/ Pré-Amortecimento	WGTB	362 18
			3361		Atuador Hidráulico	CSC	
			6342 03				362 18
			1342 03			MF	362
			5523 03	HD	c/ Pré-Amortecimento	WGTB	362 18
			3361		Atuador Hidráulico	CSC	

917






OM 366 136 CV

	Todos						
			6792				330 10
			1192			GMF	330
			5878			GTZ	330 10
			3324			KZI	
			6192 03				330 10
			1192 03			GMF	330
			5326 03			GSZ	330 10
			3324			KZI	









						Referência	i	Tipo		
---	---	---	---	---	---	-------------------	----------	-------------	---	---

Mercedes Benz Caminhão






Accelo 1016

OM 924 LA										Cx. ZF S5-580
	Todos									
				6742						362 18
				1342				MF		362
				5523	HD	c/ Pré-Amortecimento		WGTB		362 18
				3309				KZIS		









Accelo 1016 C

OM 924 LA Euro V										Cx. ZF S5-580
	Todos									
				6342						362 18
				1342				MF		362
				5523	HD	c/ Pré-Amortecimento		WGTB		362 18
				3361		Atuador Hidráulico		CSC		
				6342 03						362 18
				1342 03				MF		362
				5523 03	HD	c/ Pré-Amortecimento		WGTB		362 18
				3361		Atuador Hidráulico		CSC		

Accelo 815

OM 924 LA										Cx. ZF S5-580
	Todos									
				6742						362 18
				1342				MF		362
				5523	HD	c/ Pré-Amortecimento		WGTB		362 18
				3309				KZIS		




























Accelo 915 C

OM 904 LA Motor Eletrônico										Cx. Eaton FSO 4405 - Atuador Hidráulico
	Todos									
				6342						362 18
				1342				MF		362
				5523	HD	c/ Pré-Amortecimento		WGTB		362 18
				3361		Atuador Hidráulico		CSC		
				6342 03						362 18
				1342 03				MF		362
				5523 03	HD	c/ Pré-Amortecimento		WGTB		362 18
				3361		Atuador Hidráulico		CSC		

























				Referência i Tipo  
---	---	---	---	--

Mercedes Benz Caminhão

























Actros 2546 6x2 / 2646 6x4 / 4844K

OM 501 LA Euro V	Todos		Cx. MBB G330-12																																																						
		<table style="width: 100%; border-collapse: collapse;"> <tr> <td style="width: 10%;"></td> <td style="width: 10%;">7038</td> <td style="width: 10%;"><input checked="" type="checkbox"/></td> <td style="width: 40%;">Platô c/ mancal</td> <td style="width: 10%;">MFZ2</td> <td style="width: 10%;">400</td> </tr> <tr> <td></td> <td>5551</td> <td></td> <td>Disco Interno</td> <td>GTZ</td> <td>400 10</td> </tr> <tr> <td></td> <td>5050</td> <td><input type="checkbox"/></td> <td>Disco Externo - Opcional</td> <td>WGTZ</td> <td>400 10</td> </tr> <tr> <td></td> <td>5582</td> <td><input type="checkbox"/></td> <td>Disco Externo - Opcional</td> <td>WGTZ</td> <td>400 18</td> </tr> <tr> <td></td> <td>7738 03</td> <td><input checked="" type="checkbox"/></td> <td>Platô c/ mancal</td> <td>MFZ2</td> <td>400</td> </tr> <tr> <td></td> <td>5051 03</td> <td><input type="checkbox"/></td> <td>Disco Interno</td> <td>GTZ</td> <td>400 10</td> </tr> <tr> <td></td> <td>5050 03</td> <td><input type="checkbox"/></td> <td>Disco Externo - Opcional</td> <td>WGTZ</td> <td>400 10</td> </tr> <tr> <td></td> <td>5582 03</td> <td><input type="checkbox"/></td> <td>Disco Externo - Opcional</td> <td>WGTZ</td> <td>400 18</td> </tr> <tr> <td></td> <td>3388</td> <td></td> <td></td> <td>KZISZ</td> <td></td> </tr> </table>		7038	<input checked="" type="checkbox"/>	Platô c/ mancal	MFZ2	400		5551		Disco Interno	GTZ	400 10		5050	<input type="checkbox"/>	Disco Externo - Opcional	WGTZ	400 10		5582	<input type="checkbox"/>	Disco Externo - Opcional	WGTZ	400 18		7738 03	<input checked="" type="checkbox"/>	Platô c/ mancal	MFZ2	400		5051 03	<input type="checkbox"/>	Disco Interno	GTZ	400 10		5050 03	<input type="checkbox"/>	Disco Externo - Opcional	WGTZ	400 10		5582 03	<input type="checkbox"/>	Disco Externo - Opcional	WGTZ	400 18		3388			KZISZ		
	7038	<input checked="" type="checkbox"/>	Platô c/ mancal	MFZ2	400																																																				
	5551		Disco Interno	GTZ	400 10																																																				
	5050	<input type="checkbox"/>	Disco Externo - Opcional	WGTZ	400 10																																																				
	5582	<input type="checkbox"/>	Disco Externo - Opcional	WGTZ	400 18																																																				
	7738 03	<input checked="" type="checkbox"/>	Platô c/ mancal	MFZ2	400																																																				
	5051 03	<input type="checkbox"/>	Disco Interno	GTZ	400 10																																																				
	5050 03	<input type="checkbox"/>	Disco Externo - Opcional	WGTZ	400 10																																																				
	5582 03	<input type="checkbox"/>	Disco Externo - Opcional	WGTZ	400 18																																																				
	3388			KZISZ																																																					

Atego 1315 C

OM 904 LA Motor Eletrônico	Todos		Cx. MBB G60-6																																																
		<table style="width: 100%; border-collapse: collapse;"> <tr> <td style="width: 10%;"></td> <td style="width: 10%;">6342</td> <td style="width: 10%;"></td> <td style="width: 40%;"></td> <td style="width: 10%;"></td> <td style="width: 10%; text-align: right;">362 18</td> </tr> <tr> <td></td> <td>1342</td> <td></td> <td></td> <td>MF</td> <td>362</td> </tr> <tr> <td></td> <td>5523</td> <td>HD</td> <td>c/ Pré-Amortecimento</td> <td>WGTB</td> <td>362 18</td> </tr> <tr> <td></td> <td>3361</td> <td></td> <td>Atuador Hidráulico</td> <td>CSC</td> <td></td> </tr> <tr> <td></td> <td>6342 03</td> <td><input type="checkbox"/></td> <td></td> <td></td> <td>362 18</td> </tr> <tr> <td></td> <td>1342 03</td> <td><input type="checkbox"/></td> <td></td> <td>MF</td> <td>362</td> </tr> <tr> <td></td> <td>5523 03</td> <td><input type="checkbox"/></td> <td>c/ Pré-Amortecimento</td> <td>WGTB</td> <td>362 18</td> </tr> <tr> <td></td> <td>3361</td> <td></td> <td>Atuador Hidráulico</td> <td>CSC</td> <td></td> </tr> </table>		6342				362 18		1342			MF	362		5523	HD	c/ Pré-Amortecimento	WGTB	362 18		3361		Atuador Hidráulico	CSC			6342 03	<input type="checkbox"/>			362 18		1342 03	<input type="checkbox"/>		MF	362		5523 03	<input type="checkbox"/>	c/ Pré-Amortecimento	WGTB	362 18		3361		Atuador Hidráulico	CSC		
	6342				362 18																																														
	1342			MF	362																																														
	5523	HD	c/ Pré-Amortecimento	WGTB	362 18																																														
	3361		Atuador Hidráulico	CSC																																															
	6342 03	<input type="checkbox"/>			362 18																																														
	1342 03	<input type="checkbox"/>		MF	362																																														
	5523 03	<input type="checkbox"/>	c/ Pré-Amortecimento	WGTB	362 18																																														
	3361		Atuador Hidráulico	CSC																																															


































Atego 1418 / 1518 / 1718


































OM 904 LA Motor Eletrônico	Após 01/04		Cx. MBB G60-6 - Atuador Hidráulico																																																
		<table style="width: 100%; border-collapse: collapse;"> <tr> <td style="width: 10%;"></td> <td style="width: 10%;">6412</td> <td style="width: 10%;"></td> <td style="width: 40%;"></td> <td style="width: 10%;"></td> <td style="width: 10%; text-align: right;">362 18</td> </tr> <tr> <td></td> <td>1343</td> <td></td> <td></td> <td>MF</td> <td>362</td> </tr> <tr> <td></td> <td>5523</td> <td>HD</td> <td>c/ Pré-Amortecimento</td> <td>WGTB</td> <td>362 18</td> </tr> <tr> <td></td> <td>3361</td> <td></td> <td>Atuador Hidráulico</td> <td>CSC</td> <td></td> </tr> <tr> <td></td> <td>6412 03</td> <td><input type="checkbox"/></td> <td></td> <td></td> <td>362 18</td> </tr> <tr> <td></td> <td>1343 03</td> <td><input type="checkbox"/></td> <td></td> <td>MF</td> <td>362</td> </tr> <tr> <td></td> <td>5523 03</td> <td><input type="checkbox"/></td> <td>c/ Pré-Amortecimento</td> <td>WGTB</td> <td>362 18</td> </tr> <tr> <td></td> <td>3361</td> <td></td> <td>Atuador Hidráulico</td> <td>CSC</td> <td></td> </tr> </table>		6412				362 18		1343			MF	362		5523	HD	c/ Pré-Amortecimento	WGTB	362 18		3361		Atuador Hidráulico	CSC			6412 03	<input type="checkbox"/>			362 18		1343 03	<input type="checkbox"/>		MF	362		5523 03	<input type="checkbox"/>	c/ Pré-Amortecimento	WGTB	362 18		3361		Atuador Hidráulico	CSC		
	6412				362 18																																														
	1343			MF	362																																														
	5523	HD	c/ Pré-Amortecimento	WGTB	362 18																																														
	3361		Atuador Hidráulico	CSC																																															
	6412 03	<input type="checkbox"/>			362 18																																														
	1343 03	<input type="checkbox"/>		MF	362																																														
	5523 03	<input type="checkbox"/>	c/ Pré-Amortecimento	WGTB	362 18																																														
	3361		Atuador Hidráulico	CSC																																															

			  	Referência i	Tipo  
---	---	---	---	---------------------	--

Mercedes Benz Caminhão

Atego 1419 / 1719

OM 924 LA Euro V	Todos	Cx. MMB G60-6																								
		<table style="width: 100%; border-collapse: collapse;"> <tr> <td style="width: 10%;"></td> <td style="width: 60%;">6343</td> <td style="width: 30%; text-align: right;">362 18</td> </tr> <tr> <td></td> <td>1343</td> <td style="text-align: right;">MF 362</td> </tr> <tr> <td></td> <td>5523 HD c/ Pré-Amortecimento</td> <td style="text-align: right;">WGTB 362 18</td> </tr> <tr> <td></td> <td>3309</td> <td style="text-align: right;">KZIS</td> </tr> <tr> <td></td> <td>6343 03 </td> <td style="text-align: right;">362 18</td> </tr> <tr> <td></td> <td>1343 03 </td> <td style="text-align: right;">MF 362</td> </tr> <tr> <td></td> <td>5523 03  HD c/ Pré-Amortecimento</td> <td style="text-align: right;">WGTB 362 18</td> </tr> <tr> <td></td> <td>3309</td> <td style="text-align: right;">KZIS</td> </tr> </table>		6343	362 18		1343	MF 362		5523 HD c/ Pré-Amortecimento	WGTB 362 18		3309	KZIS		6343 03 	362 18		1343 03 	MF 362		5523 03  HD c/ Pré-Amortecimento	WGTB 362 18		3309	KZIS
	6343	362 18																								
	1343	MF 362																								
	5523 HD c/ Pré-Amortecimento	WGTB 362 18																								
	3309	KZIS																								
	6343 03 	362 18																								
	1343 03 	MF 362																								
	5523 03  HD c/ Pré-Amortecimento	WGTB 362 18																								
	3309	KZIS																								

OM 924 LA Euro V	Todos	Cx. MMB G885																								
		<table style="width: 100%; border-collapse: collapse;"> <tr> <td style="width: 10%;"></td> <td style="width: 60%;">6544</td> <td style="width: 30%; text-align: right;">395 18</td> </tr> <tr> <td></td> <td>1546</td> <td style="text-align: right;">MF 395</td> </tr> <tr> <td></td> <td>5767 HD c/ Pré-Amortecimento</td> <td style="text-align: right;">WG TZ 395 18</td> </tr> <tr> <td></td> <td>3309</td> <td style="text-align: right;">KZIS</td> </tr> <tr> <td></td> <td>6544 03 </td> <td style="text-align: right;">395 18</td> </tr> <tr> <td></td> <td>1546 03 </td> <td style="text-align: right;">MF 395</td> </tr> <tr> <td></td> <td>5767 03  HD c/ Pré-Amortecimento</td> <td style="text-align: right;">WG TZ 395 18</td> </tr> <tr> <td></td> <td>3309</td> <td style="text-align: right;">KZIS</td> </tr> </table>		6544	395 18		1546	MF 395		5767 HD c/ Pré-Amortecimento	WG TZ 395 18		3309	KZIS		6544 03 	395 18		1546 03 	MF 395		5767 03  HD c/ Pré-Amortecimento	WG TZ 395 18		3309	KZIS
	6544	395 18																								
	1546	MF 395																								
	5767 HD c/ Pré-Amortecimento	WG TZ 395 18																								
	3309	KZIS																								
	6544 03 	395 18																								
	1546 03 	MF 395																								
	5767 03  HD c/ Pré-Amortecimento	WG TZ 395 18																								
	3309	KZIS																								



Referência



Tipo

**Mercedes Benz Caminhão****Atego 1518 / 1718 M (Lixeiro)**

OM 904 LA Motor Eletrônico

Cx. MBB G60-6 - Mancal Convencional

		Após 01/04					
				6544		395 18	
				1546	MF	395	
				5767 HD	c/ Pré-Amortecimento	WGTZ	395 18
				3309		KZIS	
				6546			395 18
				1546	MF		395
				5765 HD		GTZ	395 18
				3309		KZIS	
				6550			395 18
				1546	MF		395
				5766	c/ Pré-Amortecimento	WGTZ	395 18
				3309		KZIS	
				6544 03 <input type="checkbox"/>			395 18
				1546 03 <input type="checkbox"/>		MF	395
				5767 03 <input type="checkbox"/> HD	c/ Pré-Amortecimento	WGTZ	395 18
	3309		KZIS				
	6546 03 <input type="checkbox"/>			395 18			
	1546 03 <input type="checkbox"/>		MF	395			
	5765 03 <input type="checkbox"/>		GTZ	395 18			
	3309		KZIS				
	6550 03 <input type="checkbox"/>			395 18			
	1546 03 <input type="checkbox"/>		MF	395			
	5766 03 <input type="checkbox"/>	c/ Pré-Amortecimento	WGTZ	395 18			
	3309		KZIS				

Atego 1718 M (Lixeiro)

OM 904 LA Motor Eletrônico

Cx. MBB G60-6 - c/ Servo de Embreagem

		Após 01/04					
				1546	MF	395	
				5767 HD	c/ Pré-Amortecimento	WGTZ	395 18
				1546 03 <input type="checkbox"/>		MF	395
				5767 03 <input type="checkbox"/> HD	c/ Pré-Amortecimento	WGTZ	395 18
				3361	Atuador Hidráulico	CSC	

OM 904 LA Motor Eletrônico








Cx. MBB G60-6 - s/ Servo de Embreagem










		Após 01/04					
				1520	MF	395	
				1546	MF	395	
				5767 HD	c/ Pré-Amortecimento	WGTZ	395 18
				1520 03 <input type="checkbox"/>		MF	395
				1546 03 <input type="checkbox"/>		MF	395
				5767 03 <input type="checkbox"/> HD	c/ Pré-Amortecimento	WGTZ	395 18
	3361	Atuador Hidráulico	CSC				

				Referência 	Tipo  
---	---	---	---	---	---









Mercedes Benz Caminhão

Atego 1725

OM 906 LA Motor Eletrônico				Cx. MBB G85-6 - c/ Servo de Embreagem
	Após 01/04			
			1546	MF 395
			5766	c/ Pré-Amortecimento WGTZ 395 18
			5767 HD	c/ Pré-Amortecimento WGTZ 395 18
			1546 03 <input type="checkbox"/>	MF 395
			5766 03 <input type="checkbox"/>	c/ Pré-Amortecimento WGTZ 395 18
			5767 03 <input type="checkbox"/> HD	c/ Pré-Amortecimento WGTZ 395 18
			3361	Atuador Hidráulico CSC

OM 906 LA Motor Eletrônico				Cx. MBB G85-6 - s/ Servo de Embreagem
	Após 01/04			
			1520	MF 395
			1546	MF 395
			5766	c/ Pré-Amortecimento WGTZ 395 18
			5767 HD	c/ Pré-Amortecimento WGTZ 395 18
			1520 03 <input type="checkbox"/>	MF 395
			1546 03 <input type="checkbox"/>	MF 395
			5766 03 <input type="checkbox"/>	c/ Pré-Amortecimento WGTZ 395 18
			5767 03 <input type="checkbox"/> HD	c/ Pré-Amortecimento WGTZ 395 18
			3361	Atuador Hidráulico CSC








Atego 1726






OM 926 La Euro V				Cx. MBB G85-6
	Todos			
			6550	395 18
			1546	MF 395
			5766	c/ Pré-Amortecimento WGTZ 395 18
			3309	KZIS
			6550 03 <input type="checkbox"/>	395 18
			1546 03 <input type="checkbox"/>	MF 395
			5766 03 <input type="checkbox"/>	c/ Pré-Amortecimento WGTZ 395 18
			3309	KZIS










				Referência i	Tipo  
---	---	---	---	---------------------	--

Mercedes Benz Caminhão









Atego 2425 / 2425 M (Lixeiro)

OM 906 LA Motor Eletrônico		Cx. MBB G85-6 - c/ Servo de Embreagem			
	Após 01/04				
	1546		MF	395	
	5766	c/ Pré-Amortecimento	WGTZ	395	18
	5767 HD	c/ Pré-Amortecimento	WGTZ	395	18
	1546 03 <input type="checkbox"/>		MF	395	
	5766 03 <input type="checkbox"/>	c/ Pré-Amortecimento	WGTZ	395	18
	5767 03 <input type="checkbox"/> HD	c/ Pré-Amortecimento	WGTZ	395	18
	3361	Atuador Hidráulico	CSC		

OM 906 LA Motor Eletrônico		Cx. MBB G85-6 - Mancal Convencional			
	Após 01/04				
	1546		MF	395	
	5766	c/ Pré-Amortecimento	WGTZ	395	18
	1546 03 <input type="checkbox"/>		MF	395	
	5766 03 <input type="checkbox"/>	c/ Pré-Amortecimento	WGTZ	395	18
	3309		KZIS		

OM 906 LA Motor Eletrônico		Cx. MBB G85-6 - s/ Servo de Embreagem			
	Após 01/04				
	1520		MF	395	
	1546		MF	395	
	5766	c/ Pré-Amortecimento	WGTZ	395	18
	5767 HD	c/ Pré-Amortecimento	WGTZ	395	18
	1520 03 <input type="checkbox"/>		MF	395	
	1546 03 <input type="checkbox"/>		MF	395	
	5766 03 <input type="checkbox"/>	c/ Pré-Amortecimento	WGTZ	395	18
	5767 03 <input type="checkbox"/> HD	c/ Pré-Amortecimento	WGTZ	395	18
	3361	Atuador Hidráulico	CSC		












Atego 2426















OM 926 La Euro V		Cx. MBB G85-6			
	Todos				
	6550			395	18
	1546		MF	395	
	5766	c/ Pré-Amortecimento	WGTZ	395	18
	3309		KZIS		
	6550 03 <input type="checkbox"/>			395	18
	1546 03 <input type="checkbox"/>		MF	395	
	5766 03 <input type="checkbox"/>	c/ Pré-Amortecimento	WGTZ	395	18
	3309		KZIS		

				Referência 	Tipo  
---	---	---	---	---	---












Mercedes Benz Caminhão

Atego 2428

OM 906 LA		2007 até 2011			Cx. MBB G85-6 - c/ Servo de Embreagem
				6520	395 18
				1546	MF 395
				5765 HD	GTZ 395 18
				3361	Atuador Hidráulico CSC
				6520 03 	395 18
				1546 03 	MF 395
				5765 03 	GTZ 395 18
				3361	Atuador Hidráulico CSC

OM 906 LA		2007 até 2011			Cx. MBB G85-6 - s/ Servo de Embreagem
				6520	395 18
				1546	MF 395
				5765 HD	GTZ 395 18
				3361	Atuador Hidráulico CSC
				6520 03 	395 18
				1546 03 	MF 395
				5765 03 	GTZ 395 18
				3361	Atuador Hidráulico CSC
				1520	MF 395
				1520 03 	MF 395









Atron 1319

OM 924 LA Euro V		Todos			Cx. MBB G60-6
				6343	362 18
				1343	MF 362
				5523 HD	c/ Pré-Amortecimento WGTB 362 18
				3309	KZIS
				6343 03 	362 18
				1343 03 	MF 362
				5523 03  HD	c/ Pré-Amortecimento WGTB 362 18
				3309	KZIS








				Referência i	Tipo  
---	---	---	---	---------------------	--

Mercedes Benz Caminhão









Atron 2324

OM 926 La Euro V				Cx. MBB G85-6
	Todos			
			6550	395 18
			1546	MF 395
			5766	c/ Pré-Amortecimento WGTZ 395 18
			3309	KZIS
			6550 03 <input type="checkbox"/>	395 18
			1546 03 <input type="checkbox"/>	MF 395
			5766 03 <input type="checkbox"/>	c/ Pré-Amortecimento WGTZ 395 18
			3309	KZIS









Atron 2729 Basculante / 2729 Betoneira / 2729 Plataforma

OM 457 LA Euro V				Cx. MBB G181-9
	Todos			
			6535	430 18
			1497	Platô c/ mancal MFZ 430
			5535	c/ Pré-Amortecimento WGTZ 430 18
			6535 03 <input type="checkbox"/>	430 18
			1497 03 <input type="checkbox"/>	Platô c/ mancal MFZ 430
			5535 03 <input type="checkbox"/>	c/ Pré-Amortecimento WGTZ 430 18
			3377	KZISZ

Axor 1933 / 2533 Rodoviário

OM 926 LA Motor Eletrônico				Cx. MBB G211
	Todos			
			6535	430 18
			1497	Platô c/ mancal MFZ 430
			5535	c/ Pré-Amortecimento WGTZ 430 18
			6535 03 <input type="checkbox"/>	430 18
			1497 03 <input type="checkbox"/>	Platô c/ mancal MFZ 430
			5535 03 <input type="checkbox"/>	c/ Pré-Amortecimento WGTZ 430 18
			1097 03 <input type="checkbox"/>	MFZ 430
			3377	KZISZ

Axor 2035 4x2 / 2040 4x2 / 2044 4x2 / 2540 6x2 / 2544 6x2 Rodoviário / Axor Premium

OM 457 LA				Cx. MBB G240
	Todos			
			6535	430 18
			1497	Platô c/ mancal MFZ 430
			5535	c/ Pré-Amortecimento WGTZ 430 18
			6535 03 <input type="checkbox"/>	430 18
			1497 03 <input type="checkbox"/>	Platô c/ mancal MFZ 430
			5535 03 <input type="checkbox"/>	c/ Pré-Amortecimento WGTZ 430 18
			1097 03 <input type="checkbox"/>	MFZ 430
			3377	KZISZ








				Referência 	Tipo  
---	---	---	---	---	---

Mercedes Benz Caminhão

Axor 2036 / 2041

OM 457 LA Euro V








Cx. MBB G281-12

	Todos				
	6535			430	18
	1497	Platô c/ mancal	MFZ	430	
	5535	c/ Pré-Amortecimento	WGTZ	430	18
	6535 03 <input type="checkbox"/>			430	18
	1497 03 <input type="checkbox"/>	Platô c/ mancal	MFZ	430	
	5535 03 <input type="checkbox"/>	c/ Pré-Amortecimento	WGTZ	430	18
	3377				KZISZ

Axor 2536 / 2541 / 2544

OM 457 LA Euro V








Cx. MBB G280-16

	Todos				
	6535			430	18
	1497	Platô c/ mancal	MFZ	430	
	5535	c/ Pré-Amortecimento	WGTZ	430	18
	6535 03 <input type="checkbox"/>			430	18
	1497 03 <input type="checkbox"/>	Platô c/ mancal	MFZ	430	
	5535 03 <input type="checkbox"/>	c/ Pré-Amortecimento	WGTZ	430	18
	3377				KZISZ

Axor 2640 6x4 / 2644 6x4 - Rodoviário

OM 457 LA









Cx. MBB G240

	Todos				
	7038 <input checked="" type="checkbox"/>	Platô c/ mancal	MFZ2	400	
	5551	Disco Interno	GTZ	400	10
	5582 ●	Disco Externo - Opcional	WGTZ	400	18
	7738 03 <input type="checkbox"/> <input checked="" type="checkbox"/>	Platô c/ mancal	MFZ2	400	
	5051 03 <input type="checkbox"/>	Disco Interno	GTZ	400	10
	5582 03 <input type="checkbox"/> ●	Disco Externo - Opcional	WGTZ	400	18
	3388				KZISZ

Axor 2641

OM 457 LA Euro V









Cx. MBB G280-16

	Todos				
	7038 <input checked="" type="checkbox"/>	Platô c/ mancal	MFZ2	400	
	5551	Disco Interno	GTZ	400	10
	5050 ●	Disco Externo - Opcional	WGTZ	400	10
	7738 03 <input type="checkbox"/> <input checked="" type="checkbox"/>	Platô c/ mancal	MFZ2	400	
	5051 03 <input type="checkbox"/>	Disco Interno	GTZ	400	10
	5050 03 <input type="checkbox"/> ●	Disco Externo - Opcional	WGTZ	400	10
	5582 03 <input type="checkbox"/> ●	Disco Externo - Opcional	WGTZ	400	18
	3388				KZISZ









			  	Referência i Tipo  
---	---	---	---	--

Mercedes Benz Caminhão








Axor 2826 - Fora de estrada

OM 906 LA Motor Eletrônico		Cx. MBB G221
	Todos	
		6535 430 18  1497 Platô c/ mancal MFZ 430  5535 c/ Pré-Amortecimento WGTZ 430 18
		6535 03 <input type="checkbox"/> 430 18  1497 03 <input type="checkbox"/> Platô c/ mancal MFZ 430  5535 03 <input type="checkbox"/> c/ Pré-Amortecimento WGTZ 430 18
		1097 03 <input type="checkbox"/> MFZ 430
		3377 KZISZ








Axor 2831 - Fora de estrada

OM 926 LA Motor Eletrônico		Cx. MBB G221
	Todos	
		6535 430 18  1497 Platô c/ mancal MFZ 430  5535 c/ Pré-Amortecimento WGTZ 430 18
		6535 03 <input type="checkbox"/> 430 18  1497 03 <input type="checkbox"/> Platô c/ mancal MFZ 430  5535 03 <input type="checkbox"/> c/ Pré-Amortecimento WGTZ 430 18
		1097 03 <input type="checkbox"/> MFZ 430
		3377 KZISZ

Axor 3340 / 3344 6x4 Fora estrada / Basculante/ Plataforma

OM 457 LA		Cx. MBB G240
	Todos	
		7038 <input checked="" type="checkbox"/> Platô c/ mancal MFZ2 400  5551 Disco Interno GTZ 400 10
		5582 ● Disco Externo - Opcional WGTZ 400 18
		7738 03 <input checked="" type="checkbox"/> <input type="checkbox"/> Platô c/ mancal MFZ2 400  5051 03 <input type="checkbox"/> Disco Interno GTZ 400 10
		5582 03 <input type="checkbox"/> ● Disco Externo - Opcional WGTZ 400 18
		3388 KZISZ








Axor 3341 / 4141

OM 457 LA Euro V		Cx. MBB G240-16
	Todos	
		7038 <input checked="" type="checkbox"/> Platô c/ mancal MFZ2 400  5551 Disco Interno GTZ 400 10
		5582 ● Disco Externo - Opcional WGTZ 400 18
		7738 03 <input checked="" type="checkbox"/> <input type="checkbox"/> Platô c/ mancal MFZ2 400  5051 03 <input type="checkbox"/> Disco Interno GTZ 400 10
		5582 03 <input type="checkbox"/> ● Disco Externo - Opcional WGTZ 400 18
		3388 KZISZ












				Referência 	Tipo  
---	---	---	---	---	---

Mercedes Benz Caminhão









Axor 4140 6x4 / 4144 6x4 - Fora de estrada

OM 457 LA		Todos				Cx. MBB G240
				7038 <input checked="" type="checkbox"/>	Platô c/ mancal	MFZ2 400
				5551	Disco Interno	GTZ 400 10
				5582 <input checked="" type="checkbox"/>	Disco Externo - Opcional	WGTZ 400 18
				7738 03 <input checked="" type="checkbox"/>	Platô c/ mancal	MFZ2 400
				5051 03 <input type="checkbox"/>	Disco Interno	GTZ 400 10
				5582 03 <input type="checkbox"/>	Disco Externo - Opcional	WGTZ 400 18
				3388		KZISZ

L 1720

OM 366		Todos				Cx. MBB G60-6
				6612		350 18
				1512	Carcaça Estampada	MF 350
				5235 HD		GTZ 350 18
				3309		KZIS
				6612 03 <input type="checkbox"/>		350 18
				1504 03 <input type="checkbox"/>		MF 350
				5534 03 <input type="checkbox"/>		GSZ 350 18
				3309		KZIS
				1512 03 <input type="checkbox"/>	Carcaça Estampada	MF 350
				5235 03 <input type="checkbox"/>		GTZ 350 18
				5536 03 <input type="checkbox"/>	Só aplicado c/ platô 1512 03	GTB 350 18









LN 710

OM 364 LA Euro II		Até 31/05/06				Cx. Eaton
				6204		310 10
				1204		MFZ 310
				5365 HD	c/ Pré-Amortecimento	WTB 310 10
				3326		KZIZ
				6204 03 <input type="checkbox"/>		310 10
				1204 03 <input type="checkbox"/>		MFZ 310
				5365 03 <input type="checkbox"/>	c/ Pré-Amortecimento	WTB 310 10
				3326		KZIZ





















				Referência i	Tipo  
---	---	---	---	---------------------	--

Mercedes Benz Caminhão

LN 710





OM 364 LA Euro III		Cx. Eaton
	Após 06/06	
		<ul style="list-style-type: none">  6207 310 10  1204 MFZ 310  5367 WGZT 310 10  3326 KZIZ  6207 03 <input type="checkbox"/> 310 10  1204 03 <input type="checkbox"/> MFZ 310  5367 03 <input type="checkbox"/> WGZT 310 10  3326 KZIZ

LP/LPA 321

OM 321		Cx. MBB G 3/50
	1960 até 1970	
		<ul style="list-style-type: none">  6106 280 10  1106 HVB 280  5346 GTZ 280 10  3358 KZI  6249 280 10  1249 MF 280  5346 GTZ 280 10  3358 KZI  6106 03 <input type="checkbox"/> 280 10  1106 03 <input type="checkbox"/> HVB 280  5346 03 <input type="checkbox"/> GTZ 280 10  3358 KZI  6107 03 <input type="checkbox"/> 280 10  1107 03 <input type="checkbox"/> HVB 280  5346 03 <input type="checkbox"/> GTZ 280 10  3358 KZI  6249 03 <input type="checkbox"/> 280 10  1249 03 <input type="checkbox"/> MF 280  5346 03 <input type="checkbox"/> GTZ 280 10  3358 KZI

Mercedes Benz Microônibus

412 D












OM 314 A Maxion		
	Todos	
		<ul style="list-style-type: none">  6576 240 26  1531 M 240  5739 VTB 240 26  3364 KZIS

						Referência	i	Tipo		
---	---	---	---	---	---	-------------------	----------	-------------	---	---

Mercedes Benz Microônibus












L 608 D / L 708 D

OM 314 85 CV

	Até 1986									
			6246						250	10
			1246	Platô de alavanca	HBX				250	
			5408		GTZ				250	10
			3310		KZI					
			6246 03 						250	10
			1246 03 	Platô de alavanca	HBX				250	
			5408 03 		GTZ				250	10
			3310		KZI					















LO 608

OM 314

	Até 1987									
			6246						250	10
			1246	Platô de alavanca	HBX				250	
			5408		GTZ				250	10
			3310		KZI					
			6246 03 						250	10
			1246 03 	Platô de alavanca	HBX				250	
			5408 03 		GTZ				250	10
			3310		KZI					





LO 610 / 715 / 812 / 814 / 914


OM 364 LA

	Todos									
			6314						310	10
			1314		MFZ				310	
			5391		GTZ				310	10
			3326		KZIZ					
			1203		MFZ				310	
			6314 03 						310	10
			1314 03 		MFZ				310	
			5391 03 		GTZ				310	10
			3326		KZIZ					
			1203 03 		MFZ				310	

LO 708

OM 314





	1987 até 1989									
			6246						250	10
			1246	Platô de alavanca	HBX				250	
			5408		GTZ				250	10
			3310		KZI					

				Referência i	Tipo  
---	---	---	---	----------------------------	---

Mercedes Benz Microônibus

LO 708









OM 314

	1987 até 1989				
			6246 03 <input type="checkbox"/>		250 10
			1246 03 <input type="checkbox"/>	Platô de alavanca	HBX 250
			5408 03 <input type="checkbox"/>		GTZ 250 10
			3310		KZI

LO 712









OM 364 LA Euro II

Cx. Eaton

	Até 31/05/06				
			6204		310 10
			1204		MFZ 310
			5365 HD	c/ Pré-Amortecimento	WTB 310 10
			3326		KZIZ
			6204 03 <input type="checkbox"/>		310 10
			1204 03 <input type="checkbox"/>		MFZ 310
			5365 03 <input type="checkbox"/> HD	c/ Pré-Amortecimento	WTB 310 10
			3326		KZIZ

OM 364 LA Euro III









Cx. Eaton

	Após 06/06				
			6207		310 10
			1204		MFZ 310
			5367	c/ Pré-Amortecimento	WGTZ 310 10
			3326		KZIZ
			6207 03 <input type="checkbox"/>		310 10
			1204 03 <input type="checkbox"/>		MFZ 310
			5367 03 <input type="checkbox"/>	c/ Pré-Amortecimento	WGTZ 310 10
			3326		KZIZ

LO 914 / LO 915

OM 904 LA Motor Eletrônico

Cx. ZF - Atuador Hidráulico

	Até 2008				
			6342		362 18
			1342		MF 362
			5523 HD	c/ Pré-Amortecimento	WGTB 362 18
			3361	Atuador Hidráulico	CSC
			6342 03 <input type="checkbox"/>		362 18
			1342 03 <input type="checkbox"/>		MF 362
			5523 03 <input type="checkbox"/> HD	c/ Pré-Amortecimento	WGTB 362 18
			3361	Atuador Hidráulico	CSC



Referência



Tipo



Mercedes Benz Microônibus

LO 916

OM 924 LA

Cx. ZF S5-580

Todos					
		6343			362 18
		1343		MF	362
		5523	HD	c/ Pré-Amortecimento	WGTB 362 18
		3309			KZIS
		6344			362 18
		1343			MF 362
		5524			GTZ 362 18
		3309			KZIS
		6742			362 18
		1342			MF 362
		5523	HD	c/ Pré-Amortecimento	WGTB 362 18
		3309			KZIS
		6343 03			362 18
		1343 03			MF 362
		5523 03	HD	c/ Pré-Amortecimento	WGTB 362 18
	3309			KZIS	
	6344 03			362 18	
	1343 03			MF 362	
	5524 03			GTZ 362 18	
	3309			KZIS	



Referência

i

Tipo



Mercedes Benz Ônibus

LP / LPO 321

OM 321

	1960 até 1970					
			6106			280 10
			1106	Platô de alavanca	HVB	280
			5346		GTZ	280 10
			3358		KZI	
			6249			280 10
			1249	Carcaça Estampada	MF	280
			5346		GTZ	280 10
			3358		KZI	
			6106 03			280 10
			1106 03	Platô de alavanca	HVB	280
			5346 03		GTZ	280 10
			3358		KZI	
			6107 03			280 10
			1107 03	Platô de alavanca reforçado	HVB	280
			5346 03		GTZ	280 10
			3358		KZI	
			6249 03			280 10
			1249 03	Carcaça Estampada	MF	280
			5346 03		GTZ	280 10
			3358		KZI	



Referência



Tipo

**Mercedes Benz Ônibus****O 321 / O 352**

OM 321 85 CV / OM 352 130 CV

		Todos				
				6106		280 10
				1106	Platô de alavanca	HVB 280
				5346		GTZ 280 10
				3358		KZI
				6249		280 10
				1249	Carcaça Estampada	MF 280
				5346		GTZ 280 10
				3358		KZI
				6106 03 <input type="checkbox"/>		280 10
				1106 03 <input type="checkbox"/>	Platô de alavanca	HVB 280
				5346 03 <input type="checkbox"/>		GTZ 280 10
				3358		KZI
				6107 03 <input type="checkbox"/>		280 10
				1107 03 <input type="checkbox"/>	Platô de alavanca reforçado	HVB 280
				5346 03 <input type="checkbox"/>		GTZ 280 10
				3358		KZI
				6249 03 <input type="checkbox"/>		280 10
				1249 03 <input type="checkbox"/>	Carcaça Estampada	MF 280
				5346 03 <input type="checkbox"/>		GTZ 280 10
				3358		KZI

O 326 / O 355 / O 364 / O 365

OM 355/5 192 CV

		Todos				
				1150	Platô de alavanca	GF 380
				5079		GTZ 380 10
				1150 03 <input type="checkbox"/>	Platô de alavanca	GF 380
				5279 03 <input type="checkbox"/>		GSZ 380 10

O 362 / O 364

OM 352









		Todos				
				6171		310 10
				1171	Platô de alavanca	GFX 310
				5391		GTZ 310 10
				3358		KZI
				6236		310 10
				1236	Carcaça Estampada	MF 310
				5391		GTZ 310 10
				3358		KZI

				Referência 	Tipo  
---	---	---	---	---	---

Mercedes Benz Ônibus






O 362 / O 364

OM 352

		Todos		
			 6171 03 <input type="checkbox"/>	310 10
			 1171 03 <input type="checkbox"/> Platô de alavanca	GFX 310
			 5391 03 <input type="checkbox"/>	GTZ 310 10
			 3358	KZI
			 6236 03 <input type="checkbox"/>	310 10
			 1236 03 <input type="checkbox"/> Carçaça Estampada	MF 310
			 5391 03 <input type="checkbox"/>	GTZ 310 10
			 3358	KZI

















O 364

OM 364

		Até 1987		
			 1203	MFZ 310
			 5391	GTZ 310 10
			 1203 03 <input type="checkbox"/>	MFZ 310
			 5391 03 <input type="checkbox"/>	GTZ 310 10
			 3326	KZIZ

O 365 11 R





OM 352 130 CV

		Após 1987		
			 6171	310 10
			 1171 Platô de alavanca	GFX 310
			 5391	GTZ 310 10
			 3358	KZI
			 6236	310 10
			 1236 Carçaça Estampada	MF 310
			 5391	GTZ 310 10
			 3358	KZI
			 6171 03 <input type="checkbox"/>	310 10
			 1171 03 <input type="checkbox"/> Platô de alavanca	GFX 310
			 5391 03 <input type="checkbox"/>	GTZ 310 10
			 3358	KZI
			 6236 03 <input type="checkbox"/>	310 10
			 1236 03 <input type="checkbox"/> Carçaça Estampada	MF 310
			 5391 03 <input type="checkbox"/>	GTZ 310 10
			 3358	KZI






				Referência i	Tipo  
---	---	---	---	---------------------	--







Mercedes Benz Ônibus









O 365 11 R

OM 355/5 192 CV					
	Após 1987				
			1150	Platô de alavanca	GF 380
			5079		GTZ 380 10
			1150 03 <input type="checkbox"/>	Platô de alavanca	GF 380
			5279 03 <input type="checkbox"/>		GSZ 380 10

O 370

(R / RS / RSD / U / UP) OM 355/5 192 CV					
	Todos				
			1198		GF 380
			5017		GTZ 380 10
			1198 03 <input type="checkbox"/>		GF 380
			5317 03 <input type="checkbox"/>		GSZ 380 10
			3330		KZI

(R / RS / RSD) OM 355/6 LA					
	Todos				
			1215		GMF 420
			5273		GSZ 420 10
			1215 03 <input type="checkbox"/>		GMF 420
			5273 03 <input type="checkbox"/>		GSZ 420 10
			5336 03 <input type="checkbox"/>		GSZ 420 10
			3329		KZI











(U) OM 366 136 CV / OM 366 A 177 CV					
	Todos				
			6792		330 10
			1192	GMF	330
			5878	GTZ	330 10
			3324	KZI	
			6192 03 <input type="checkbox"/>		330 10
			1192 03 <input type="checkbox"/>	GMF	330
			5326 03 <input type="checkbox"/>	GSZ	330 10
			3324	KZI	

				Referência i	Tipo  
---	---	---	---	----------------------------	---

Mercedes Benz Ônibus











O 370

OM 355/6 A T.285 CV








	1984 até 1987				
	1181	Platô de alavanca	GF	420	
	1254		GMF	420	
	5273		GSZ	420	10
	1181 03 	Platô de alavanca	GF	420	
	1254 03 		GMF	420	
	5273 03 		GSZ	420	10
	3327		KZI		

O 371















(R / RS / RSD / RSE / U) OM 355/6 A T.285 CV

	Todos				
	1181	Platô de alavanca	GF	420	
	1254		GMF	420	
	5273		GSZ	420	10
	1181 03 	Platô de alavanca	GF	420	
	1254 03 		GMF	420	
	5273 03 		GSZ	420	10
	3327		KZI		

(R / U / UP) OM 355/5 192 CV

	Todos				
	1198		GF	380	
	5017		GTZ	380	10
	1198 03 		GF	380	
	5317 03 		GSZ	380	10
	3330		KZI		

(R / UP) OM 449 A T.252 CV

	Após 1988				
	6254			420	10
	1254		GMF	420	
	5336		GSZ	420	10
	3327		KZI		
	1181	Platô de alavanca	GF	420	
	6254 03 			420	10
	1254 03 		GMF	420	
	5336 03 		GSZ	420	10
	3327		KZI		
	1181 03 	Platô de alavanca	GF	420	



Referência



Tipo



Mercedes Benz Ônibus

O 371

(RS / RSD / RSL) OM 447 LA 354 CV









	Após 01/94							
			6273					430 10
			1273		MFZ			430
			5655		GTZ			430 10
			3346		KZIZ			
			1542		MFZ			430
			5528 HD		GTZ			430 10
			6273 03 <input type="checkbox"/>					430 10
			1273 03 <input type="checkbox"/>		MFZ			430
			5655 03 <input type="checkbox"/>		GTZ			430 10
			3346		KZIZ			
			6584 03 <input type="checkbox"/>	Kit reforçado				430 10
			1542 03 <input type="checkbox"/>		MFZ			430
			5655 03 <input type="checkbox"/>		GTZ			430 10
			3346		KZIZ			
			5033 03 <input type="checkbox"/>	c/ Pré-Amortecimento	WGTZ			430 10
			5655 03 <input type="checkbox"/>		GTZ			430 10
	Até 12/93							
			7736 HD <input checked="" type="checkbox"/>		GF2			380
			5709 HD	Disco Interno	GSZ			380 10
			5708 HD	Disco Externo	GS			380 10
			3338		KZI			
			6736 03 <input type="checkbox"/>					380 10
			7736 03 <input type="checkbox"/>	Platô reforçado	GF2			380
			5708 03 <input type="checkbox"/>	Disco Externo	GS			380 10
			3338		KZI			
			7736 03 <input type="checkbox"/>	Platô reforçado	GF2			380
			5709 03 <input type="checkbox"/>	Disco Interno	GSZ			380 10
			5708 03 <input type="checkbox"/>	Disco Externo	GS			380 10
			3338		KZI			
	(RSD) OM 355/6 LA							
	Todos							
			1215		GMF			420
			5273		GSZ			420 10
			1215 03 <input type="checkbox"/>		GMF			420
			5273 03 <input type="checkbox"/>		GSZ			420 10
			5336 03 <input type="checkbox"/>		GSZ			420 10
			3329		KZI			
	(U) OM 366 136 CV / OM 366 A 177 CV							
	Todos							
			6792					330 10

				Referência i	Tipo  
---	---	---	---	----------------------------	---






















Mercedes Benz Ônibus









O 371

(U) OM 366 136 CV / OM 366 A 177 CV

	Todos				
			6792		330 10
			1192	GMF	330
			5878	GTZ	330 10
			3324	KZI	
			6192 03 <input type="checkbox"/>		330 10
			1192 03 <input type="checkbox"/>	GMF	330
			5326 03 <input type="checkbox"/>	GSZ	330 10
			3324	KZI	

OM 366 A 184 CV

	Após 01/93				
			6012		350 10
			1512	Carcaça Estampada	MF 350
			5035		GTZ 350 10
			3325	Bucha de bronze	KZI
			6358		350 10
			1258	Carcaça Fundida	GMF 350
			5035		GTZ 350 10
			3325	Bucha de bronze	KZI
			6358 03 <input type="checkbox"/>		350 10
			1258 03 <input type="checkbox"/>	Carcaça Fundida	GMF 350
			5035 03 <input type="checkbox"/>		GTZ 350 10
			3325	Bucha de bronze	KZI
			6012 03 <input type="checkbox"/>		350 10
			1512 03 <input type="checkbox"/>	Carcaça Estampada	MF 350
			5666 03 <input type="checkbox"/>		GTB 350 10
			3325	Bucha de bronze	KZI
			6058 03 <input type="checkbox"/>	Kit s/ anel	350 10
			1058 03 <input type="checkbox"/>	Platô s/ anel	GMF 350
			5335 03 <input type="checkbox"/>		GSZ 350 10
			3325	Bucha de bronze	KZI
			5035 03 <input type="checkbox"/>		GTZ 350 10

	Até 12/92				
			6792		330 10
			1192	GMF	330
			5878	GTZ	330 10
			3324	KZI	
			6192 03 <input type="checkbox"/>		330 10
			1192 03 <input type="checkbox"/>	GMF	330
			5326 03 <input type="checkbox"/>	GSZ	330 10
			3324	KZI	



Referência



Tipo

**Mercedes Benz Ônibus****O 400**

(R / RS / RSD / RSE / UP) OM 447 LA Turbo Cooler

		Todos					
				6273		430	10
				1273	MFZ	430	
				5655	GTZ	430	10
				3346	KZIZ		
				1542	MFZ	430	
				5528 HD	GTZ	430	10
				6273 03 <input type="checkbox"/>		430	10
				1273 03 <input type="checkbox"/>	MFZ	430	
				5655 03 <input type="checkbox"/>	GTZ	430	10
				3346	KZIZ		
				6584 03 <input type="checkbox"/>	Kit reforçado	430	10
				1542 03 <input type="checkbox"/>	MFZ	430	
				5655 03 <input type="checkbox"/>	GTZ	430	10
				3346	KZIZ		
				5033 03 <input type="checkbox"/>	c/ Pré-Amortecimento	WGZT	430 10
				5655 03 <input type="checkbox"/>		GTZ	430 10

(RSD / RSL / UP / UPA) OM 449 LA Turbo Cooler

		Todos					
				6254		420	10
				1254	GMF	420	
				5336	GSZ	420	10
				3327	KZI		
				1181	Platô de alavanca	GF	420
				6254 03 <input type="checkbox"/>		420	10
				1254 03 <input type="checkbox"/>	GMF	420	
				5336 03 <input type="checkbox"/>	GSZ	420	10
				3327	KZI		
				1181 03 <input type="checkbox"/>	Platô de alavanca	GF	420

(RSD / RSE) OM 457 LA

Cx. ZF S6 1550

















		Após 2003					
				6497		430	10
				1497	Platô c/ mancal	MFZ	430
				5705	c/ Pré-Amortecimento	WGZT	430 10
				5704 HD	c/ Pré-Amortecimento	WGZT	430 10
				6497 03 <input type="checkbox"/>		430	10
				1497 03 <input type="checkbox"/>	Platô c/ mancal	MFZ	430
				5705 03 <input type="checkbox"/>	c/ Pré-Amortecimento	WGZT	430 10
				1097 03 <input type="checkbox"/>		MFZ	430
				3377		KZISZ	

				Referência 	Tipo  
---	---	---	---	---	---

Mercedes Benz Ônibus






O 500

(M / U) OM 906 LA Motor Eletrônico

	Após 2001				
			6546		395 18
			1546	MF	395
			5765 HD	GTZ	395 18
			3309	KZIS	
			6550		395 18
			1546	MF	395
			5766	c/ Pré-Amortecimento	WGZT 395 18
			3309	KZIS	
			6546 03 <input type="checkbox"/>		395 18
			1546 03 <input type="checkbox"/>	MF	395
			5765 03 <input type="checkbox"/>	GTZ	395 18
			3309	KZIS	
			6550 03 <input type="checkbox"/>		395 18
			1546 03 <input type="checkbox"/>	MF	395
			5766 03 <input type="checkbox"/>	c/ Pré-Amortecimento	WGZT 395 18
			3309	KZIS	










(RSD) OM 457 LA

Cx. MBB GO190-6

	Após 09/03				
			1542		MFZ 430
			5535	c/ Pré-Amortecimento	WGZT 430 18
			1542 03 <input type="checkbox"/>		MFZ 430
			5535 03 <input type="checkbox"/>	c/ Pré-Amortecimento	WGZT 430 18
			3390	KZIS	





(R) OM 926 LA

Cx. ZF

	Até 08/03				
			6497		430 10
			1497	Platô c/ mancal	MFZ 430
			5705	c/ Pré-Amortecimento	WGZT 430 10
			5704 HD	c/ Pré-Amortecimento	WGZT 430 10
			6497 03 <input type="checkbox"/>		430 10
			1497 03 <input type="checkbox"/>	Platô c/ mancal	MFZ 430
			5705 03 <input type="checkbox"/>	c/ Pré-Amortecimento	WGZT 430 10
			1097 03 <input type="checkbox"/>		MFZ 430
			3377	KZISZ	

(R) OM 926 LA Motor Eletrônico

Cx. ZF

	Após 09/03				
			6705		430 10
			1542		MFZ 430
			5705	c/ Pré-Amortecimento	WGZT 430 10
			3390	KZIS	



Referência



Tipo

**Mercedes Benz Ônibus****O 500**

(R) OM 926 LA Motor Eletrônico

Cx. ZF

	Após 09/03				
			5704 HD	c/ Pré-Amortecimento	WGTZ 430 10
			6705 03 <input type="checkbox"/>		430 10
			1542 03 <input type="checkbox"/>		MFZ 430
			5705 03 <input type="checkbox"/>	c/ Pré-Amortecimento	WGTZ 430 10
			3390		KZIS

(RS / RSD) OM 926 LA

Cx. ZF S 6-1550 / MBB G 190-6

	Após 2004				
			6546		395 18
			1546	MF	395
			5765 HD	GTZ	395 18
			3309	KZIS	
			6550		395 18
			1546	MF	395
			5766	c/ Pré-Amortecimento	WGTZ 395 18
			3309	KZIS	
			6546 03 <input type="checkbox"/>		395 18
			1546 03 <input type="checkbox"/>	MF	395
			5765 03 <input type="checkbox"/>	GTZ	395 18
			3309	KZIS	
			6550 03 <input type="checkbox"/>		395 18
			1546 03 <input type="checkbox"/>	MF	395
			5766 03 <input type="checkbox"/>	c/ Pré-Amortecimento	WGTZ 395 18
			3309	KZIS	

(RS / RSD) OM 457 LA







Cx. ZF S6 1550

	Até 08/03				
			6497		430 10
			1497	Platô c/ mancal	MFZ 430
			5705	c/ Pré-Amortecimento	WGTZ 430 10
			5704 HD	c/ Pré-Amortecimento	WGTZ 430 10
			6497 03 <input type="checkbox"/>		430 10
			1497 03 <input type="checkbox"/>	Platô c/ mancal	MFZ 430
			5705 03 <input type="checkbox"/>	c/ Pré-Amortecimento	WGTZ 430 10
			1097 03 <input type="checkbox"/>		MFZ 430
			3377		KZISZ

(RS / RSD) OM 457 LA Euro III/Euro V

MB GO 190-6

	Após 09/03				
	PRODUTO ORIGINAL				
			6110		430 10
			1542	MFZ	430
			5705	c/ Pré-Amortecimento	WGTZ 430 10
			3346		KZIZ













				Referência i	Tipo  
---	---	---	---	----------------------------	---

Mercedes Benz Ônibus

O 500





(RSD) OM 457 LA

ZF S 6 1550

	Após 09/03				
			6705		430 10
			1542	MFZ	430
			5705	c/ Pré-Amortecimento	WGTZ 430 10
			3390		KZIS
			5704 HD	c/ Pré-Amortecimento	WGTZ 430 10
			6705 03 		430 10
			1542 03 		MFZ 430
			5705 03 	c/ Pré-Amortecimento	WGTZ 430 10
			3390		KZIS






























(R) OM 926 LA Euro III/Euro V

ZF S6-1550

	Após 09/03				
	PRODUTO ORIGINAL				
			6110		430 10
			1542	MFZ	430
			5705	c/ Pré-Amortecimento	WGTZ 430 10
			3346		KZIS

OF / OH 1318

OM 366 A 184 CV









	Após 01/90				
			6012		350 10
			1512	Carcaça Estampada	MF 350
			5035		GTZ 350 10
			3325	Bucha de bronze	KZI
			6358		350 10
			1258	Carcaça Fundida	GMF 350
			5035		GTZ 350 10
			3325	Bucha de bronze	KZI
			6358 03 		350 10
			1258 03 	Carcaça Fundida	GMF 350
			5035 03 		GTZ 350 10
			3325	Bucha de bronze	KZI
			6012 03 		350 10
			1512 03 	Carcaça Estampada	MF 350
			5666 03 		GTB 350 10
			3325	Bucha de bronze	KZI
			6058 03 	Kit s/ anel	350 10
			1058 03 	Platô s/ anel	GMF 350
			5335 03 		GSZ 350 10
			3325	Bucha de bronze	KZI

			  	Referência i Tipo  
---	---	---	---	--

Mercedes Benz Ônibus






OF / OH 1620

OM 366 LA 204 CV

	Todos		<ul style="list-style-type: none">  6012 350 10  1512 Carcaça Estampada MF 350  5035 GTZ 350 10  3325 Bucha de bronze KZI  6358 350 10  1258 Carcaça Fundida GMF 350  5035 GTZ 350 10  3325 Bucha de bronze KZI
--	-------	--	---

















OF / OH 1719 / OF 1721

OM 906 LA Motor Eletrônico Cx. Eaton

	Todos		<ul style="list-style-type: none">  1520 MF 395  5765 HD GTZ 395 18  1520 03 <input type="checkbox"/> MF 395  5765 03 <input type="checkbox"/> GTZ 395 18  3325 Bucha de bronze KZI
--	-------	--	--

OF 1113 / OF 1114 / (OF / OH) 1313 / (OF / OH) 1314 / OH 1518

OM 352









	Todos		<ul style="list-style-type: none">  6171 310 10  1171 Platô de alavanca GFX 310  5391 GTZ 310 10  3358 KZI  6236 310 10  1236 Carcaça Estampada MF 310  5391 GTZ 310 10  3358 KZI  6171 03 <input type="checkbox"/> 310 10  1171 03 <input type="checkbox"/> Platô de alavanca GFX 310  5391 03 <input type="checkbox"/> GTZ 310 10  3358 KZI  6236 03 <input type="checkbox"/> 310 10  1236 03 <input type="checkbox"/> Carcaça Estampada MF 310  5391 03 <input type="checkbox"/> GTZ 310 10  3358 KZI
--	-------	--	--

			  	Referência i	Tipo ∅ 
---	---	---	---	--	--

Mercedes Benz Ônibus





















OF 1113 / OF 1115 / OF 1315

OM 366 136 CV

	Todos				
			6792		330 10
			1192	GMF	330
			5878	GTZ	330 10
			3324	KZI	
			6192 03 <input type="checkbox"/>		330 10
			1192 03 <input type="checkbox"/>	GMF	330
			5326 03 <input type="checkbox"/>	GSZ	330 10
			3324	KZI	

OF 1113 A / OF 1621

OM 366 A 177 CV

	Todos				
			6012		350 10
			1512	Carcaça Estampada MF	350
			5035	GTZ	350 10
			3325	Bucha de bronze KZI	
			6358		350 10
			1258	Carcaça Fundida GMF	350
			5035	GTZ	350 10
			3325	Bucha de bronze KZI	
			6358 03 <input type="checkbox"/>		350 10
			1258 03 <input type="checkbox"/>	Carcaça Fundida GMF	350
			5035 03 <input type="checkbox"/>	GTZ	350 10
			3325	Bucha de bronze KZI	
			6012 03 <input type="checkbox"/>		350 10
			1512 03 <input type="checkbox"/>	Carcaça Estampada MF	350
			5666 03 <input type="checkbox"/>	GTB	350 10
			3325	Bucha de bronze KZI	
			6058 03 <input type="checkbox"/>	Kit s/ anel	350 10
			1058 03 <input type="checkbox"/>	Platô s/ anel GMF	350
			5335 03 <input type="checkbox"/>	GSZ	350 10
			3325	Bucha de bronze KZI	



Referência

i

Tipo

**Mercedes Benz Ônibus****OF 1114 / OH 1114 / OH 1313 / OH 1316**

OM 352 A 156 CV

	Após 08/82				
			6171		310 10
			1171	Platô de alavanca	GFX 310
			5391		GTZ 310 10
			3358		KZI
			6236		310 10
			1236	Carcaça Estampada	MF 310
			5391		GTZ 310 10
			3358		KZI
			6171 03 <input type="checkbox"/>		310 10
			1171 03 <input type="checkbox"/>	Platô de alavanca	GFX 310
			5391 03 <input type="checkbox"/>		GTZ 310 10
			3358		KZI
			6236 03 <input type="checkbox"/>		310 10
			1236 03 <input type="checkbox"/>	Carcaça Estampada	MF 310
			5391 03 <input type="checkbox"/>		GTZ 310 10
			3358		KZI

OF 1218

OM 904 LA

Cx. MBB G 60-6

	Após 2009				
			6342		362 18
			1342		MF 362
			5523 HD	c/ Pré-Amortecimento	WG TB 362 18
			3361	Atuador Hidráulico	CSC
			6342 03 <input type="checkbox"/>		362 18
			1342 03 <input type="checkbox"/>		MF 362
			5523 03 <input type="checkbox"/> HD	c/ Pré-Amortecimento	WG TB 362 18
			3361	Atuador Hidráulico	CSC

OF 1318 / OF 1618

OM 366 A 184 CV

	Até 12/92				
			6792		330 10
			1192		GMF 330
			5878		GTZ 330 10
			3324		KZI
			6192 03 <input type="checkbox"/>		330 10
			1192 03 <input type="checkbox"/>		GMF 330
			5326 03 <input type="checkbox"/>		GSZ 330 10
			3324		KZI



Referência



Tipo



Mercedes Benz Ônibus

OF 1417 / OF 1418 / OH 1417 / OH 1418

OM 904 LA Motor Eletrônico

	Todos				
			6345		362 18
			1343		MF 362
			5523	HD c/ Pré-Amortecimento	WGTB 362 18
			3325	Bucha de bronze	KZI
			6583		362 18
			1343		MF 362
			5524		GTZ 362 18
			3325	Bucha de bronze	KZI
			6345 03 <input type="checkbox"/>		362 18
			1343 03 <input type="checkbox"/>		MF 362
			5523 03 <input type="checkbox"/>	HD c/ Pré-Amortecimento	WGTB 362 18
			3325	Bucha de bronze	KZI
			6583 03 <input type="checkbox"/>		362 18
			1343 03 <input type="checkbox"/>		MF 362
			5524 03 <input type="checkbox"/>		GTZ 362 18
			3325	Bucha de bronze	KZI

OM 904 LA Motor Eletrônico

CX. MBB

	Todos				
			6343		362 18
			1343		MF 362
			5523	HD c/ Pré-Amortecimento	WGTB 362 18
			3309		KZIS
			6344		362 18
			1343		MF 362
			5524		GTZ 362 18
			3309		KZIS
			6346 03 <input type="checkbox"/>		362 18
			1342		MF 362
			6343 03 <input type="checkbox"/>		362 18
			1343 03 <input type="checkbox"/>		MF 362
			5523 03 <input type="checkbox"/>	HD c/ Pré-Amortecimento	WGTB 362 18
			3309		KZIS
			6344 03 <input type="checkbox"/>		362 18
			1343 03 <input type="checkbox"/>		MF 362
			5524 03 <input type="checkbox"/>		GTZ 362 18
			3309		KZIS
			1342 03 <input type="checkbox"/>		MF 362



Referência



Tipo

**Mercedes Benz Ônibus**

OF 1420 / OF 1521 / OF 1620 / OF 1721

OM 366

Cx. MBB G60-6

		Todos				
				6458		350 18
				1258	Carcaça Fundida	GMF 350
				5235	HD	GTZ 350 18
				3309		KZIS
				6612		350 18
				1512	Carcaça Estampada	MF 350
				5235	HD	GTZ 350 18
				3309		KZIS
				6612 03		350 18
				1504 03		MF 350
				5534 03		GSZ 350 18
				3309		KZIS
				6658 03		350 18
				1258 03	Carcaça Fundida	GMF 350
				5534 03		GSZ 350 18
				3309		KZIS
				1512 03	Carcaça Estampada	MF 350

OF 1625

OM 499

		Após 1996				
				6254		420 10
				1254		GMF 420
				5336		GSZ 420 10
				3327		KZI
				1181	Platô de alavanca	GF 420
				6254 03		420 10
				1254 03		GMF 420
				5336 03		GSZ 420 10
				3327		KZI
				1181 03	Platô de alavanca	GF 420

OF 1722 M

OM 924 LA Motor Eletrônico

Cx. MBB G85-6









		Todos				
				6544		395 18
				1546		MF 395
				5767	HD c/ Pré-Amortecimento	WGTZ 395 18
				3309		KZIS
				6544 03		395 18
				1546 03		MF 395
				5767 03	HD c/ Pré-Amortecimento	WGTZ 395 18
				3309		KZIS

			  	Referência i	Tipo ∅ 
---	---	---	---	--	--

Mercedes Benz Ônibus





















OH 1113 / OH 1114 / OH 1118 / OH 1128 / OH 1214 / OH 1315 / OH 1618 / OH 2418

OM 366 / OM 366 A

	Todos	
		<ul style="list-style-type: none">  6792 330 10  1192 GMF 330  5878 GTZ 330 10  3324 KZI  6192 03 <input type="checkbox"/> 330 10  1192 03 <input type="checkbox"/> GMF 330  5326 03 <input type="checkbox"/> GSZ 330 10  3324 KZI

OH 1113 A / OH 1318 / OH 1420 / OH 1421 L / OH 1521 / OH 1621L/E / OH 1721

OM 366 A / LA






	Todos	
		<ul style="list-style-type: none">  6012 350 10  1512 Carcaça Estampada MF 350  5035 GTZ 350 10  3325 Buchá de bronze KZI  6358 350 10  1258 Carcaça Fundida GMF 350  5035 GTZ 350 10  3325 Buchá de bronze KZI  6358 03 <input type="checkbox"/> 350 10  1258 03 <input type="checkbox"/> Carcaça Fundida GMF 350  5035 03 <input type="checkbox"/> GTZ 350 10  3325 Buchá de bronze KZI  6012 03 <input type="checkbox"/> 350 10  1512 03 <input type="checkbox"/> Carcaça Estampada MF 350  5666 03 <input type="checkbox"/> GTB 350 10  3325 Buchá de bronze KZI  6058 03 <input type="checkbox"/> Kit s/ anel 350 10  1058 03 <input type="checkbox"/> Platô s/ anel GMF 350  5335 03 <input type="checkbox"/> GSZ 350 10  3325 Buchá de bronze KZI

				Referência i	Tipo  
---	---	---	---	---------------------	--

Mercedes Benz Ônibus




OH 1418 / OH 1419 / OH 1518 / OH 1520 (Após Chassi 793543)

OM 355/5 192 CV

	Todos				
	1198		GF	380	
	5017		GTZ	380	10
	1198 03 <input type="checkbox"/>		GF	380	
	5317 03 <input type="checkbox"/>		GSZ	380	10
	3330		KZI		


OH 1418 / OH 1419 / OH 1518 / OH 1520 (Até Chassi 793543)

OM 355/5 192 CV

	Todos				
	1150	Platô de alavanca	GF	380	
	5079		GTZ	380	10
	1150 03 <input type="checkbox"/>	Platô de alavanca	GF	380	
	5279 03 <input type="checkbox"/>		GSZ	380	10





OH 1421 / OH 1623 LG

OM 366 LAG

	Todos				
	5017		GTZ	380	10
	1534 03 <input type="checkbox"/>		GMF	380	
	5317 03 <input type="checkbox"/>		GSZ	380	10
	3325	Bucha de bronze	KZI		

OH 1517













OM 355/5 192 CV

	Após 1974				
	1150	Platô de alavanca	GF	380	
	5079		GTZ	380	10
	1150 03 <input type="checkbox"/>	Platô de alavanca	GF	380	
	5279 03 <input type="checkbox"/>		GSZ	380	10

OH 1518

OM 904 LA Eletrônico

Cx. MB G 60-6

	2008 até 2010				
	6343			362	18
	1343		MF	362	
	5523	HD c/ Pré-Amortecimento	WGTB	362	18
	3309		KZIS		
	6344			362	18
	1343		MF	362	
	5524		GTZ	362	18
	3309		KZIS		
	6343 03 <input type="checkbox"/>			362	18
	1343 03 <input type="checkbox"/>		MF	362	
	5523 03 <input type="checkbox"/>	HD c/ Pré-Amortecimento	WGTB	362	18
	3309		KZIS		





						Referência	i	Tipo		
---	---	---	---	---	---	-------------------	----------	-------------	---	---

Mercedes Benz Ônibus

OH 1518

OM 904 LA Eletrônico









Cx. MB G 60-6

	2008 até 2010								
			6344 03 <input type="checkbox"/>						362 18
			1343 03 <input type="checkbox"/>			MF			362
			5524 03 <input type="checkbox"/>			GTZ			362 18
			3309			KZIS			

OH 1621 LE

















OM 366

Cx. MBB G60-6

	Todos								
			6458						350 18
			1258	Carçaça Fundida		GMF			350
			5235	HD		GTZ			350 18
			3309			KZIS			
			6658 03 <input type="checkbox"/>						350 18
			1258 03 <input type="checkbox"/>	Carçaça Fundida		GMF			350
			5534 03 <input type="checkbox"/>			GSZ			350 18
			3309			KZIS			

OH 1628 L

OM 449 LA

















	Todos								
			6273						430 10
			1273			MFZ			430
			5655			GTZ			430 10
			3346			KZIZ			
			1542			MFZ			430
			5528	HD		GTZ			430 10
			6273 03 <input type="checkbox"/>						430 10
			1273 03 <input type="checkbox"/>			MFZ			430
			5655 03 <input type="checkbox"/>			GTZ			430 10
			3346			KZIZ			
			6584 03 <input type="checkbox"/>	Kit reforçado					430 10
			1542 03 <input type="checkbox"/>			MFZ			430
			5655 03 <input type="checkbox"/>			GTZ			430 10
			3346			KZIZ			
			5033 03 <input type="checkbox"/>	c/ Pré-Amortecimento		WGZ			430 10
			5655 03 <input type="checkbox"/>			GTZ			430 10

				Referência i	Tipo  
---	---	---	---	---------------------	--

Mercedes Benz Ônibus

OH 1635 L / OH 1636






OM 447 LA Turbo Cooler

		Todos		
			6273	430 10
			1273	MFZ 430
			5655	GTZ 430 10
			3346	KZIZ
			1542	MFZ 430
			5528 HD	GTZ 430 10
			6273 03 <input type="checkbox"/>	430 10
			1273 03 <input type="checkbox"/>	MFZ 430
			5655 03 <input type="checkbox"/>	GTZ 430 10
			3346	KZIZ
			6584 03 <input type="checkbox"/> Kit reforçado	430 10
			1542 03 <input type="checkbox"/>	MFZ 430
			5655 03 <input type="checkbox"/>	GTZ 430 10
			3346	KZIZ
			5033 03 <input type="checkbox"/> c/ Pré-Amortecimento	WGTZ 430 10
			5655 03 <input type="checkbox"/>	GTZ 430 10

OH 1722








OM 924 LA Motor Eletrônico

Cx. MBB G85-6 - c/ Servo de Embreagem

		Após 2001		
			1546	MF 395
			5767 HD c/ Pré-Amortecimento	WGTZ 395 18
			1546 03 <input type="checkbox"/>	MF 395
			5767 03 <input type="checkbox"/> HD c/ Pré-Amortecimento	WGTZ 395 18
			3361 Atuador Hidráulico	CSC





OM 924 LA Motor Eletrônico

Cx. MBB G85-6 - s/ Servo de Embreagem

		Após 2001		
			1520	MF 395
			1546	MF 395
			5767 HD c/ Pré-Amortecimento	WGTZ 395 18
			1520 03 <input type="checkbox"/>	MF 395
			1546 03 <input type="checkbox"/>	MF 395
			5767 03 <input type="checkbox"/> HD c/ Pré-Amortecimento	WGTZ 395 18
			3361 Atuador Hidráulico	CSC

OM 924 LA Motor Eletrônico

Cx. MBB G85-6 Mancal convencional

		Após 2001		
			6544	395 18
			1546	MF 395
			5767 HD c/ Pré-Amortecimento	WGTZ 395 18
			3309	KZIS





				Referência 	Tipo  
---	---	---	---	---	---

Mercedes Benz Ônibus

OH 1722


















OM 924 LA Motor Eletrônico

Cx. MBB G85-6 Mancal convencional

	Após 2001				
			6544 03 ☐		395 18
			1546 03 ☐	MF	395
			5767 03 ☐HD	c/ Pré-Amortecimento	WGZ 395 18
			3309	KZIS	

OH 2325

OM 449 A T.252 CV

	Após 09/93				
			6254		420 10
			1254	GMF	420
			5336	GSZ	420 10
			3327	KZI	
			1181	Platô de alavanca	GF 420
			6254 03 ☐		420 10
			1254 03 ☐	GMF	420
			5336 03 ☐	GSZ	420 10
			3327	KZI	
			1181 03 ☐	Platô de alavanca	GF 420
	Até 08/93				
			1181	Platô de alavanca	GF 420
			1254	GMF	420
			5273	GSZ	420 10
			1181 03 ☐	Platô de alavanca	GF 420
			1254 03 ☐	GMF	420
			5273 03 ☐	GSZ	420 10
			3327	KZI	

New Holland Randon

AGCO
MF | Maxion
Valtra
Valmet

Agrale

CBT
Empilhadoras

Ford

General Motors

Iveco

John Deere
Masfesa

Mercedes-Benz

New Holland
Randon



Referência



Tipo



New Holland Colheitadeira

1530 / 4040 / 5050

MBB OM 352

		Após 01/87		
			1106	Platô de alavanca HVB 280
			1249	Carcaça Estampada MF 280
			5280	B 280 10
			1106 03 <input type="checkbox"/>	Platô de alavanca HVB 280
			1107 03 <input type="checkbox"/>	Platô de alavanca reforçado HVB 280
			1249 03 <input type="checkbox"/>	Carcaça Estampada MF 280
			1280 03 <input type="checkbox"/>	MF 280

8040

8040 Ford 666H

		Após 01/87		
			1106	Platô de alavanca HVB 280
			1249	Carcaça Estampada MF 280
			5280	B 280 10
			1106 03 <input type="checkbox"/>	Platô de alavanca HVB 280
			1107 03 <input type="checkbox"/>	Platô de alavanca reforçado HVB 280
			1249 03 <input type="checkbox"/>	Carcaça Estampada MF 280
			1280 03 <input type="checkbox"/>	MF 280

TC 55

Gênesis 7.5L Turbo 135 / 170 CV

		Após 01/87		
			1106	Platô de alavanca HVB 280
			1249	Carcaça Estampada MF 280
			5280	B 280 10
			1106 03 <input type="checkbox"/>	Platô de alavanca HVB 280
			1107 03 <input type="checkbox"/>	Platô de alavanca reforçado HVB 280
			1249 03 <input type="checkbox"/>	Carcaça Estampada MF 280
			1280 03 <input type="checkbox"/>	MF 280

New Holland Trator

4600 / 4610 / 4630 / 5030

OHV 3201 / OHV 4268

		Todos		
			1325	B 305
			1325 03 <input type="checkbox"/>	MF 325
			5503 03 <input type="checkbox"/>	CB 300 10

5600 / 6600

OHV 4268










		Até 07/87		
			1265	MF 325
			5377	CB 325 24
			1265 03 <input type="checkbox"/>	MF 325
			5377 03 <input type="checkbox"/>	CB 325 24

				Referência i	Tipo  
---	---	---	---	----------------------------	---

New Holland Trator







5610 / 6610

OHV 4256 / OHV 4268

	Após 07/87				
			1324		MF 325
			5469	Ceramético	CC 325 10
			5502		CB 325 10
			1324 03 <input type="checkbox"/>		MF 325
			5502 03 <input type="checkbox"/>		CB 325 10
	Até 07/87				
			1265		MF 325
			5377		CB 325 24
			1265 03 <input type="checkbox"/>		MF 325
			5377 03 <input type="checkbox"/>		CB 325 24



5630 / 6630

OHV 4.304 4 Cil. 90 CV

	Até 07/87				
			1324		MF 325
			5469	Ceramético	CC 325 10
			5502		CB 325 10
			1324 03 <input type="checkbox"/>		MF 325
			5469 03 <input type="checkbox"/>		CC 325 10
			5502 03 <input type="checkbox"/>		CB 325 10





7610

OHV 4268T

	Após 01/89				
			1324		MF 325
			1324 03 <input type="checkbox"/>		MF 325



7630









OHV 4304T

	Após 01/89				
			1324		MF 325
			5469	Ceramético	CC 325 10
			1324 03 <input type="checkbox"/>		MF 325
			5469 03 <input type="checkbox"/>		CC 325 10




7810 / 7830 / 8030

OHV 6401T / OHV 6456




	Após 01/89				
			1324		MF 325
			1324 03 <input type="checkbox"/>		MF 325

			  	Referência i	Tipo  
Randon					

RK 420 / 425

				Obrigatório trocar volante	
	Todos				
			1482	Platô c/ mancal	MFZ 430
			1482 03 	Platô c/ mancal	MFZ 430

RK 430 / 430 B

				Obrigatório trocar volante	
	Todos				
			1482	Platô c/ mancal	MFZ 430
			1482 03 	Platô c/ mancal	MFZ 430

Scania Terex

AGCO
MF | Maxion
Valtra
Valmet

Agrale

CBT
Empilhadoras

Ford

General Motors

Iveco

John Deere
Masfesa

Mercedes-Benz






New Holland
Randon

Scania
Terex

















				Referência i	Tipo  
---	---	---	---	---------------------	--

Scania Caminhão









(L / LS / LT) 75 / (L / LS / LT) 76 / L 100 / (L / LS) 101 / (L / LS / LT) 110 / (L / LK / LS / LT) 111

D 11		Todos			
		1152	Platô de alavanca	G	420
		5331		GSZ	420 10
		5345		GSZ	420 22
		1152 03 <input type="checkbox"/>	Platô de alavanca	G	420
		5331 03 <input type="checkbox"/>		GS	420 10

114 (P 114 / R 114 / T 114)

DSC 11/12				Cx. GR/GRS 900	
		Após 08/03			
		6450			430 24
		1450		MFZ	430
		5722 HD	c/ Pré-Amortecimento	WGTZ	430 24
		3350		KZISZ	
		6450 03 <input type="checkbox"/>			430 24
		1450 03 <input type="checkbox"/>		MFZ	430
		5722 03 <input type="checkbox"/>	c/ Pré-Amortecimento	WGTZ	430 24
		3350		KZISZ	
		Até 07/03			
		1511		MFZ	430
		5722 HD	c/ Pré-Amortecimento	WGTZ	430 24
		5822		GTZ	430 24
		1511 03 <input type="checkbox"/>		MFZ	430
		5722 03 <input type="checkbox"/>	c/ Pré-Amortecimento	WGTZ	430 24
		5771 03 <input type="checkbox"/> HD	c/ Pré-Amortecimento	WGTZ	430 24
		5822 03 <input type="checkbox"/>		GTZ	430 24
		3378		HHISZ	

124 (P 124 / R 124 / T 124)









DSC 11 / 12					
		Após 08/03			
		6450			430 24
		1450		MFZ	430
		5722 HD	c/ Pré-Amortecimento	WGTZ	430 24
		3350		KZISZ	
		6450 03 <input type="checkbox"/>			430 24
		1450 03 <input type="checkbox"/>		MFZ	430
		5722 03 <input type="checkbox"/>	c/ Pré-Amortecimento	WGTZ	430 24
		3350		KZISZ	

				Referência 	Tipo  
---	---	---	---	---	---

Scania Caminhão









124 (P 124 / R 124 / T 124)

DSC 11 / 12

	Até 07/03				
			1511		MFZ 430
			5722 HD	c/ Pré-Amortecimento	WGTZ 430 24
			5822		GTZ 430 24
			1511 03 <input type="checkbox"/>		MFZ 430
			5722 03 <input type="checkbox"/>	c/ Pré-Amortecimento	WGTZ 430 24
			5771 03 <input type="checkbox"/> HD	c/ Pré-Amortecimento	WGTZ 430 24
			5822 03 <input type="checkbox"/>		GTZ 430 24
			3378		HHISZ

G 380 6x2 / G 420 6x4 / G 440 6x4 / R 440 6x4









DC12

	Após 01/08				
			6453		430 24
			1453		MFZ 430
			5453	c/ Pré-Amortecimento	WGTZ 430 24
			3350		KZISZ
			6453 03 <input type="checkbox"/>		430 24
			1453 03 <input type="checkbox"/>		MFZ 430
			5453 03 <input type="checkbox"/>	c/ Pré-Amortecimento	WGTZ 430 24
			3350		KZISZ

G 400

(CA/CB 6x4 / LA 4x2) DC 13 Fase 7









Cx. GRS 900







	Após 2012				
			6453		430 24
			1453		MFZ 430
			5453	c/ Pré-Amortecimento	WGTZ 430 24
			3350		KZISZ
			6453 03 <input type="checkbox"/>		430 24
			1453 03 <input type="checkbox"/>		MFZ 430
			5453 03 <input type="checkbox"/>	c/ Pré-Amortecimento	WGTZ 430 24
			3350		KZISZ

G 400 / 440 / 480

DC13

Opticruise 9 / 12 / 14 Marchas

	Todos				
			6453		430 24
			1453		MFZ 430
			5453	c/ Pré-Amortecimento	WGTZ 430 24
			3350		KZISZ
			6453 03 <input type="checkbox"/>		430 24
			1453 03 <input type="checkbox"/>		MFZ 430
			5453 03 <input type="checkbox"/>	c/ Pré-Amortecimento	WGTZ 430 24
			3350		KZISZ









				Referência i	Tipo  
Scania Caminhão					

G 400 / 440 / 480

G 420

B 6x4 / 8x4 DT12 06 470









Cx. GRS 900

	2010 até 2012				
			6453		430 24
			1453	MFZ	430
			5453	c/ Pré-Amortecimento	WGZT 430 24
			3350		KZISZ
			6453 03 <input type="checkbox"/>		430 24
			1453 03 <input type="checkbox"/>	MFZ	430
			5453 03 <input type="checkbox"/>	c/ Pré-Amortecimento	WGZT 430 24
			3350		KZISZ

G 420 / G 440 / G 470









DC12

Cx. GRS900

	Todos				
			6450		430 24
			1450	MFZ	430
			5722 HD	c/ Pré-Amortecimento	WGZT 430 24
			3350		KZISZ
			6450 03 <input type="checkbox"/>		430 24
			1450 03 <input type="checkbox"/>	MFZ	430
			5722 03 <input type="checkbox"/>	c/ Pré-Amortecimento	WGZT 430 24
			3350		KZISZ

G 470 LA 6x4 / R 470 LA 6x4

























DT12 06 470

	Após 01/08				
			6453		430 24
			1453	MFZ	430
			5453	c/ Pré-Amortecimento	WGZT 430 24
			3350		KZISZ
			6453 03 <input type="checkbox"/>		430 24
			1453 03 <input type="checkbox"/>	MFZ	430
			5453 03 <input type="checkbox"/>	c/ Pré-Amortecimento	WGZT 430 24
			3350		KZISZ

























			  	Referência i	Tipo  
---	---	---	---	----------------------------	---

Scania Caminhão

























P 230 / P 270 / P 310







DC9		Cx. GR 801/900																																
	Todos																																	
		<table style="width: 100%; border-collapse: collapse;"> <tr> <td style="width: 5%;"></td> <td style="width: 75%;">6451</td> <td style="width: 10%;"></td> <td style="width: 10%; text-align: right;">430 24</td> </tr> <tr> <td></td> <td>1450</td> <td></td> <td style="text-align: right;">MFZ 430</td> </tr> <tr> <td></td> <td>5450 HD</td> <td style="text-align: center;">c/ Pré-amortecimento</td> <td style="text-align: right;">WGTZ 430 24</td> </tr> <tr> <td></td> <td>3350</td> <td></td> <td style="text-align: right;">KZISZ</td> </tr> <tr> <td></td> <td>6451 03 <input type="checkbox"/></td> <td></td> <td style="text-align: right;">430 24</td> </tr> <tr> <td></td> <td>1450 03 <input type="checkbox"/></td> <td></td> <td style="text-align: right;">MFZ 430</td> </tr> <tr> <td></td> <td>5450 03 <input type="checkbox"/> HD</td> <td style="text-align: center;">c/ Pré-Amortecimento</td> <td style="text-align: right;">WGTZ 430 24</td> </tr> <tr> <td></td> <td>3350</td> <td></td> <td style="text-align: right;">KZISZ</td> </tr> </table>		6451		430 24		1450		MFZ 430		5450 HD	c/ Pré-amortecimento	WGTZ 430 24		3350		KZISZ		6451 03 <input type="checkbox"/>		430 24		1450 03 <input type="checkbox"/>		MFZ 430		5450 03 <input type="checkbox"/> HD	c/ Pré-Amortecimento	WGTZ 430 24		3350		KZISZ
	6451		430 24																															
	1450		MFZ 430																															
	5450 HD	c/ Pré-amortecimento	WGTZ 430 24																															
	3350		KZISZ																															
	6451 03 <input type="checkbox"/>		430 24																															
	1450 03 <input type="checkbox"/>		MFZ 430																															
	5450 03 <input type="checkbox"/> HD	c/ Pré-Amortecimento	WGTZ 430 24																															
	3350		KZISZ																															

P 250

DC9		Cx. GR900																																
	Após 2012																																	
		<table style="width: 100%; border-collapse: collapse;"> <tr> <td style="width: 5%;"></td> <td style="width: 75%;">6453</td> <td style="width: 10%;"></td> <td style="width: 10%; text-align: right;">430 24</td> </tr> <tr> <td></td> <td>1453</td> <td></td> <td style="text-align: right;">MFZ 430</td> </tr> <tr> <td></td> <td>5453</td> <td style="text-align: center;">c/ Pré-Amortecimento</td> <td style="text-align: right;">WGTZ 430 24</td> </tr> <tr> <td></td> <td>3350</td> <td></td> <td style="text-align: right;">KZISZ</td> </tr> <tr> <td></td> <td>6453 03 <input type="checkbox"/></td> <td></td> <td style="text-align: right;">430 24</td> </tr> <tr> <td></td> <td>1453 03 <input type="checkbox"/></td> <td></td> <td style="text-align: right;">MFZ 430</td> </tr> <tr> <td></td> <td>5453 03 <input type="checkbox"/></td> <td style="text-align: center;">c/ Pré-Amortecimento</td> <td style="text-align: right;">WGTZ 430 24</td> </tr> <tr> <td></td> <td>3350</td> <td></td> <td style="text-align: right;">KZISZ</td> </tr> </table>		6453		430 24		1453		MFZ 430		5453	c/ Pré-Amortecimento	WGTZ 430 24		3350		KZISZ		6453 03 <input type="checkbox"/>		430 24		1453 03 <input type="checkbox"/>		MFZ 430		5453 03 <input type="checkbox"/>	c/ Pré-Amortecimento	WGTZ 430 24		3350		KZISZ
	6453		430 24																															
	1453		MFZ 430																															
	5453	c/ Pré-Amortecimento	WGTZ 430 24																															
	3350		KZISZ																															
	6453 03 <input type="checkbox"/>		430 24																															
	1453 03 <input type="checkbox"/>		MFZ 430																															
	5453 03 <input type="checkbox"/>	c/ Pré-Amortecimento	WGTZ 430 24																															
	3350		KZISZ																															

























P 250 / P 270 / P 310

DC09		Opticruise 9 / 12 / 14 Marchas																																
	Todos																																	
		<table style="width: 100%; border-collapse: collapse;"> <tr> <td style="width: 5%;"></td> <td style="width: 75%;">6453</td> <td style="width: 10%;"></td> <td style="width: 10%; text-align: right;">430 24</td> </tr> <tr> <td></td> <td>1453</td> <td></td> <td style="text-align: right;">MFZ 430</td> </tr> <tr> <td></td> <td>5453</td> <td style="text-align: center;">c/ Pré-Amortecimento</td> <td style="text-align: right;">WGTZ 430 24</td> </tr> <tr> <td></td> <td>3350</td> <td></td> <td style="text-align: right;">KZISZ</td> </tr> <tr> <td></td> <td>6453 03 <input type="checkbox"/></td> <td></td> <td style="text-align: right;">430 24</td> </tr> <tr> <td></td> <td>1453 03 <input type="checkbox"/></td> <td></td> <td style="text-align: right;">MFZ 430</td> </tr> <tr> <td></td> <td>5453 03 <input type="checkbox"/></td> <td style="text-align: center;">c/ Pré-Amortecimento</td> <td style="text-align: right;">WGTZ 430 24</td> </tr> <tr> <td></td> <td>3350</td> <td></td> <td style="text-align: right;">KZISZ</td> </tr> </table>		6453		430 24		1453		MFZ 430		5453	c/ Pré-Amortecimento	WGTZ 430 24		3350		KZISZ		6453 03 <input type="checkbox"/>		430 24		1453 03 <input type="checkbox"/>		MFZ 430		5453 03 <input type="checkbox"/>	c/ Pré-Amortecimento	WGTZ 430 24		3350		KZISZ
	6453		430 24																															
	1453		MFZ 430																															
	5453	c/ Pré-Amortecimento	WGTZ 430 24																															
	3350		KZISZ																															
	6453 03 <input type="checkbox"/>		430 24																															
	1453 03 <input type="checkbox"/>		MFZ 430																															
	5453 03 <input type="checkbox"/>	c/ Pré-Amortecimento	WGTZ 430 24																															
	3350		KZISZ																															

























				Referência i Tipo  
---	---	---	---	--

Scania Caminhão

























P 340 Cx. GRS890

DC11 08 340 HP Euro 3	Todos		<table style="width:100%; border-collapse: collapse;"> <tr><td style="width:5%;"></td><td style="width:15%;">6450</td><td style="width:15%;"></td><td style="width:15%;"></td><td style="width:15%;"></td><td style="width:15%; text-align: right;">430 24</td></tr> <tr><td></td><td>1450</td><td></td><td></td><td>MFZ</td><td style="text-align: right;">430</td></tr> <tr><td></td><td>5722</td><td>HD</td><td>c/ Pré-Amortecimento</td><td>WGZ</td><td style="text-align: right;">430 24</td></tr> <tr><td></td><td>3350</td><td></td><td></td><td>KZISZ</td><td></td></tr> <tr><td></td><td>6450 03</td><td><input type="checkbox"/></td><td></td><td></td><td style="text-align: right;">430 24</td></tr> <tr><td></td><td>1450 03</td><td><input type="checkbox"/></td><td></td><td>MFZ</td><td style="text-align: right;">430</td></tr> <tr><td></td><td>5722 03</td><td><input type="checkbox"/></td><td>c/ Pré-Amortecimento</td><td>WGZ</td><td style="text-align: right;">430 24</td></tr> <tr><td></td><td>3350</td><td></td><td></td><td>KZISZ</td><td></td></tr> </table>		6450				430 24		1450			MFZ	430		5722	HD	c/ Pré-Amortecimento	WGZ	430 24		3350			KZISZ			6450 03	<input type="checkbox"/>			430 24		1450 03	<input type="checkbox"/>		MFZ	430		5722 03	<input type="checkbox"/>	c/ Pré-Amortecimento	WGZ	430 24		3350			KZISZ	
	6450				430 24																																														
	1450			MFZ	430																																														
	5722	HD	c/ Pré-Amortecimento	WGZ	430 24																																														
	3350			KZISZ																																															
	6450 03	<input type="checkbox"/>			430 24																																														
	1450 03	<input type="checkbox"/>		MFZ	430																																														
	5722 03	<input type="checkbox"/>	c/ Pré-Amortecimento	WGZ	430 24																																														
	3350			KZISZ																																															

P 360 Cx. GRS900

DC13	Após 2012		<table style="width:100%; border-collapse: collapse;"> <tr><td style="width:5%;"></td><td style="width:15%;">6453</td><td style="width:15%;"></td><td style="width:15%;"></td><td style="width:15%;"></td><td style="width:15%; text-align: right;">430 24</td></tr> <tr><td></td><td>1453</td><td></td><td></td><td>MFZ</td><td style="text-align: right;">430</td></tr> <tr><td></td><td>5453</td><td></td><td>c/ Pré-Amortecimento</td><td>WGZ</td><td style="text-align: right;">430 24</td></tr> <tr><td></td><td>3350</td><td></td><td></td><td>KZISZ</td><td></td></tr> <tr><td></td><td>6453 03</td><td><input type="checkbox"/></td><td></td><td></td><td style="text-align: right;">430 24</td></tr> <tr><td></td><td>1453 03</td><td><input type="checkbox"/></td><td></td><td>MFZ</td><td style="text-align: right;">430</td></tr> <tr><td></td><td>5453 03</td><td><input type="checkbox"/></td><td>c/ Pré-Amortecimento</td><td>WGZ</td><td style="text-align: right;">430 24</td></tr> <tr><td></td><td>3350</td><td></td><td></td><td>KZISZ</td><td></td></tr> </table>		6453				430 24		1453			MFZ	430		5453		c/ Pré-Amortecimento	WGZ	430 24		3350			KZISZ			6453 03	<input type="checkbox"/>			430 24		1453 03	<input type="checkbox"/>		MFZ	430		5453 03	<input type="checkbox"/>	c/ Pré-Amortecimento	WGZ	430 24		3350			KZISZ	
	6453				430 24																																														
	1453			MFZ	430																																														
	5453		c/ Pré-Amortecimento	WGZ	430 24																																														
	3350			KZISZ																																															
	6453 03	<input type="checkbox"/>			430 24																																														
	1453 03	<input type="checkbox"/>		MFZ	430																																														
	5453 03	<input type="checkbox"/>	c/ Pré-Amortecimento	WGZ	430 24																																														
	3350			KZISZ																																															

DC13 Opticruise 9 / 12 / 14 Marchas

	Todos		<table style="width:100%; border-collapse: collapse;"> <tr><td style="width:5%;"></td><td style="width:15%;">6453</td><td style="width:15%;"></td><td style="width:15%;"></td><td style="width:15%;"></td><td style="width:15%; text-align: right;">430 24</td></tr> <tr><td></td><td>1453</td><td></td><td></td><td>MFZ</td><td style="text-align: right;">430</td></tr> <tr><td></td><td>5453</td><td></td><td>c/ Pré-Amortecimento</td><td>WGZ</td><td style="text-align: right;">430 24</td></tr> <tr><td></td><td>3350</td><td></td><td></td><td>KZISZ</td><td></td></tr> <tr><td></td><td>6453 03</td><td><input type="checkbox"/></td><td></td><td></td><td style="text-align: right;">430 24</td></tr> <tr><td></td><td>1453 03</td><td><input type="checkbox"/></td><td></td><td>MFZ</td><td style="text-align: right;">430</td></tr> <tr><td></td><td>5453 03</td><td><input type="checkbox"/></td><td>c/ Pré-Amortecimento</td><td>WGZ</td><td style="text-align: right;">430 24</td></tr> <tr><td></td><td>3350</td><td></td><td></td><td>KZISZ</td><td></td></tr> </table>		6453				430 24		1453			MFZ	430		5453		c/ Pré-Amortecimento	WGZ	430 24		3350			KZISZ			6453 03	<input type="checkbox"/>			430 24		1453 03	<input type="checkbox"/>		MFZ	430		5453 03	<input type="checkbox"/>	c/ Pré-Amortecimento	WGZ	430 24		3350			KZISZ	
	6453				430 24																																														
	1453			MFZ	430																																														
	5453		c/ Pré-Amortecimento	WGZ	430 24																																														
	3350			KZISZ																																															
	6453 03	<input type="checkbox"/>			430 24																																														
	1453 03	<input type="checkbox"/>		MFZ	430																																														
	5453 03	<input type="checkbox"/>	c/ Pré-Amortecimento	WGZ	430 24																																														
	3350			KZISZ																																															









				Referência 	Tipo  
---	---	---	---	---	---

Scania Caminhão





P 420

DC12 06 420 HP Euro 3






Cx. GRS900

	Todos				
			6450		430 24
			1450	MFZ	430
			5722 HD	c/ Pré-Amortecimento	WGTZ 430 24
			3350	KZISZ	
			6450 03 <input type="checkbox"/>		430 24
			1450 03 <input type="checkbox"/>	MFZ	430
			5722 03 <input type="checkbox"/>	c/ Pré-Amortecimento	WGTZ 430 24
			3350	KZISZ	

P 93 (Argentino)









	Todos				
			1530	Platô c/ mancal	MFZ 400
			5738	c/ Pré-Amortecimento	WGTZ 400 24
			5738 03 <input type="checkbox"/>	c/ Pré-Amortecimento	WGTZ 400 24
			3352	KZIZ	


P 93 Série 4 Betoneira (Tomada de força)

	Todos				
			1550	Platô c/ mancal	GMFZ 430
			5738	c/ Pré-Amortecimento	WGTZ 400 24
			1550 03 <input type="checkbox"/>	Platô c/ mancal	GMFZ 430
			5738 03 <input type="checkbox"/>	c/ Pré-Amortecimento	WGTZ 400 24
			3381	KZIZ	

P 94









Cx. GR 801/900

	Após 08/03				
			6450		430 24
			1450	MFZ	430
			5722 HD	c/ Pré-Amortecimento	WGTZ 430 24
			3350	KZISZ	
			6450 03 <input type="checkbox"/>		430 24
			1450 03 <input type="checkbox"/>	MFZ	430
			5722 03 <input type="checkbox"/>	c/ Pré-Amortecimento	WGTZ 430 24
			3350	KZISZ	







				Referência	i	Tipo		
---	---	---	---	-------------------	----------	-------------	---	---

Scania Caminhão













P 94 Cx. GR 801/900

	Até 07/03							
			1511			MFZ	430	
			5722 HD	c/ Pré-Amortecimento		WGTZ	430 24	
			5822			GTZ	430 24	
			1511 03 <input type="checkbox"/>			MFZ	430	
			5722 03 <input type="checkbox"/>	c/ Pré-Amortecimento		WGTZ	430 24	
			5771 03 <input type="checkbox"/>	c/ Pré-Amortecimento		WGTZ	430 24	
			5822 03 <input type="checkbox"/>			GTZ	430 24	
			3378			HHISZ		

P 94 Série 4 Betoneira 8x4 (Tomada de força)

DSC 9								
	Todos							
			1550	Platô c/ mancal		GMFZ	430	
			5722 HD	c/ Pré-Amortecimento		WGTZ	430 24	
			1550 03 <input type="checkbox"/>	Platô c/ mancal		GMFZ	430	
			5722 03 <input type="checkbox"/>	c/ Pré-Amortecimento		WGTZ	430 24	
			5771 03 <input type="checkbox"/>	c/ Pré-Amortecimento		WGTZ	430 24	
			3381			KZIZ		

R 112

DN/DS 11								
	Após 1982							
			6201				420 22	
			1201			GMF	420	
			5345			GSZ	420 22	
			3075					
			6201 03 <input type="checkbox"/>				420 22	
			1201 03 <input type="checkbox"/>			GMF	420	
			5345 03 <input type="checkbox"/>			GSZ	420 22	
			3075					
	Até 1982							
			1152	Platô de alavanca		G	420	
			5331			GSZ	420 10	
			1152 03 <input type="checkbox"/>	Platô de alavanca		G	420	
			5331 03 <input type="checkbox"/>			GS	420 10	



















				Referência 	Tipo  
---	---	---	---	---	---

Scania Caminhão

R 112 / R 142 / R 143

DSC 11/14





















Cx. GR 871

		Todos			
		6485			430 22
		1485	Platô c/ mancal	MFZ	430
		5389		GTZ	430 22
		6485 03 			430 22
		1485 03 	Platô c/ mancal	MFZ	430
		5389 03 		GTZ	430 22
		1470		MFZ	430
		5529 HD		GTZ	430 22
		1232 03 	Platô c/ mancal	GMFZ	430
		1233 03 	Carcaça Fundida	GMFZ	430
		1470 03 		MFZ	430
		3353		KZIZ	

R 113 / T 113 / TH 113 / T 143

DSC 11





















Cx. GR/GRS 900

		Todos			
		6482			430 24
		1482	Platô c/ mancal	MFZ	430
		5722 HD	c/ Pré-Amortecimento	WGTZ	430 24
		6482 03 			430 24
		1482 03 	Platô c/ mancal	MFZ	430
		5722 03 	c/ Pré-Amortecimento	WGTZ	430 24
		1470		MFZ	430
		5822		GTZ	430 24
		1233 03 	Carcaça Fundida	GMFZ	430
		1470 03 		MFZ	430
		5771 03 	c/ Pré-Amortecimento	WGTZ	430 24
		5822 03 		GTZ	430 24
		3352		KZIZ	

R 143

DSC 14









Cx. GR/GRS 900

		Todos			
		6482			430 24
		1482	Platô c/ mancal	MFZ	430
		5722 HD	c/ Pré-Amortecimento	WGTZ	430 24
		6482 03 			430 24
		1482 03 	Platô c/ mancal	MFZ	430
		5722 03 	c/ Pré-Amortecimento	WGTZ	430 24
		1470		MFZ	430
		5822		GTZ	430 24
		1233 03 	Carcaça Fundida	GMFZ	430
		1470 03 		MFZ	430
		5771 03 	c/ Pré-Amortecimento	WGTZ	430 24
		5822 03 		GTZ	430 24
		3352		KZIZ	









				Referência 	Tipo  
---	---	---	---	---	---

Scania Caminhão









R 164 GA 6x4 NZ 480

DC 16 02 V8			Cx. GRS 900
	Todos		
		<ul style="list-style-type: none">  1511 MFZ 430  5722 HD c/ Pré-Amortecimento WGTZ 430 24  5822 GTZ 430 24  1511 03 <input type="checkbox"/> MFZ 430  5722 03 <input type="checkbox"/> c/ Pré-Amortecimento WGTZ 430 24  5771 03 <input type="checkbox"/> HD c/ Pré-Amortecimento WGTZ 430 24  5822 03 <input type="checkbox"/> GTZ 430 24  3378 HHISZ 	









R 400 / 440 / 480

DC13			Opticruise 9 / 12 / 14 Marchas
	Todos		
		<ul style="list-style-type: none">  6453 430 24  1453 MFZ 430  5453 c/ Pré-Amortecimento WGTZ 430 24  3350 KZISZ  6453 03 <input type="checkbox"/> 430 24  1453 03 <input type="checkbox"/> MFZ 430  5453 03 <input type="checkbox"/> c/ Pré-Amortecimento WGTZ 430 24  3350 KZISZ 	

R 420 / R 440 / R 470 / R 500

DC12 / DT12 / DC16			Cx. GRS 900
	Todos		
		<ul style="list-style-type: none">  6450 430 24  1450 MFZ 430  5722 HD c/ Pré-Amortecimento WGTZ 430 24  3350 KZISZ  6450 03 <input type="checkbox"/> 430 24  1450 03 <input type="checkbox"/> MFZ 430  5722 03 <input type="checkbox"/> c/ Pré-Amortecimento WGTZ 430 24  3350 KZISZ 	

R 500 LA 6x2

DC16 04 500			
	Após 01/08		
		<ul style="list-style-type: none">  6453 430 24  1453 MFZ 430  5453 c/ Pré-Amortecimento WGTZ 430 24  3350 KZISZ  6453 03 <input type="checkbox"/> 430 24  1453 03 <input type="checkbox"/> MFZ 430  5453 03 <input type="checkbox"/> c/ Pré-Amortecimento WGTZ 430 24  3350 KZISZ 	

				Referência 	Tipo  
---	---	---	---	---	---









Scania Caminhão

R 500 LA 6x2

R 560 / R 620









DC16

Opticruise 9 / 12 / 14 Marchas

		Todos		
		6453		430 24
		1453	MFZ	430
		5453	c/ Pré-Amortecimento	WGZ 430 24
		3350	KZISZ	
		6453 03 <input type="checkbox"/>		430 24
		1453 03 <input type="checkbox"/>	MFZ	430
		5453 03 <input type="checkbox"/>	c/ Pré-Amortecimento	WGZ 430 24
		3350	KZISZ	

T 112













DN/DS/DSC 11







		Todos		
		6201		420 22
		1201	GMF	420
		5345	GSZ	420 22
		3075		
		6201 03 <input type="checkbox"/>		420 22
		1201 03 <input type="checkbox"/>	GMF	420
		5345 03 <input type="checkbox"/>	GSZ	420 22
		3075		

T 112 / T 113 / T 142 / T 143

DSC 11/14





Cx. GR 871

		Todos		
		6485		430 22
		1485	Platô c/ mancal	MFZ 430
		5389	GTZ	430 22
		6485 03 <input type="checkbox"/>		430 22
		1485 03 <input type="checkbox"/>	Platô c/ mancal	MFZ 430
		5389 03 <input type="checkbox"/>	GTZ	430 22
		1470	MFZ	430
		5529 HD	GTZ	430 22
		1232 03 <input type="checkbox"/>	Platô c/ mancal	GMFZ 430
		1233 03 <input type="checkbox"/>	Carcaça Fundida	GMFZ 430
		1470 03 <input type="checkbox"/>	MFZ	430
		3353	KZIZ	

				Referência i	Tipo  
Scania Ônibus					





B 111

DS 11

	Após 1980				
	1152	Platô de alavanca	G	420	
	5345		GSZ	420	22
	1152 03 <input type="checkbox"/>	Platô de alavanca	G	420	
	5345 03 <input type="checkbox"/>		GSZ	420	22









B 75 / 76 / 110 / 111 / BR 115 / 116

D 11

	Até 1980				
	1152	Platô de alavanca	G	420	
	5331		GSZ	420	10
	1152 03 <input type="checkbox"/>	Platô de alavanca	G	420	
	5331 03 <input type="checkbox"/>		GS	420	10










BR 116

DN/DS 11

	Após 1982				
	6201			420	22
	1201		GMF	420	
	5345		GSZ	420	22
	3075				
	6201 03 <input type="checkbox"/>			420	22
	1201 03 <input type="checkbox"/>		GMF	420	
	5345 03 <input type="checkbox"/>		GSZ	420	22
	3075				

F 112 HL / F 113 HL / K 113 / S 113

DN/DS 11

	Todos				
	6201			420	22
	1201		GMF	420	
	5345		GSZ	420	22
	3075				
	6201 03 <input type="checkbox"/>			420	22
	1201 03 <input type="checkbox"/>		GMF	420	
	5345 03 <input type="checkbox"/>		GSZ	420	22
	3075				
	82026	Cilindro Mestre			







				Referência i	Tipo  
---	---	---	---	----------------------------	---

Scania Ônibus

F 94













DSC 9

Cx. GR 801 6 marchas









	Todos				
	1511			MFZ	430
	5722 HD	c/ Pré-Amortecimento		WGTZ	430 24
	1511 03 <input type="checkbox"/>			MFZ	430
	5722 03 <input type="checkbox"/>	c/ Pré-Amortecimento		WGTZ	430 24
	5771 03 <input type="checkbox"/> HD	c/ Pré-Amortecimento		WGTZ	430 24
	3378			HHISZ	




K 112

DN/DS 11

	Após 1982				
	6201				420 22
	1201			GMF	420
	5345			GSZ	420 22
	3075				
	6201 03 <input type="checkbox"/>				420 22
	1201 03 <input type="checkbox"/>			GMF	420
	5345 03 <input type="checkbox"/>			GSZ	420 22
	3075				
	Até 1982				
	1152	Platô de alavanca		G	420
	5345			GSZ	420 22
	1152 03 <input type="checkbox"/>	Platô de alavanca		G	420
	5345 03 <input type="checkbox"/>			GSZ	420 22





































DSC 11

	Até 1989				
	6201				420 22
	1201			GMF	420
	5345			GSZ	420 22
	3075				
	6201 03 <input type="checkbox"/>				420 22
	1201 03 <input type="checkbox"/>			GMF	420
	5345 03 <input type="checkbox"/>			GSZ	420 22
	3075				




			  	Referência i Tipo  
---	---	---	---	--

Scania Ônibus











































K 113 (5 e 6 marchas)

DSC 11		Cx. GR 801																																																												
	Todos	<table style="width: 100%; border-collapse: collapse;"> <tr> <td style="width: 5%;"></td> <td style="width: 15%;">6485</td> <td style="width: 40%;"></td> <td style="width: 10%;"></td> <td style="width: 10%; text-align: right;">430 22</td> </tr> <tr> <td></td> <td>1485</td> <td>Platô c/ mancal</td> <td>MFZ</td> <td style="text-align: right;">430</td> </tr> <tr> <td></td> <td>5389</td> <td></td> <td>GTZ</td> <td style="text-align: right;">430 22</td> </tr> <tr> <td></td> <td>6485 03 <input type="checkbox"/></td> <td></td> <td></td> <td style="text-align: right;">430 22</td> </tr> <tr> <td></td> <td>1485 03 <input type="checkbox"/></td> <td>Platô c/ mancal</td> <td>MFZ</td> <td style="text-align: right;">430</td> </tr> <tr> <td></td> <td>5389 03 <input type="checkbox"/></td> <td></td> <td>GTZ</td> <td style="text-align: right;">430 22</td> </tr> <tr> <td></td> <td>1470</td> <td></td> <td>MFZ</td> <td style="text-align: right;">430</td> </tr> <tr> <td></td> <td>5529 HD</td> <td></td> <td>GTZ</td> <td style="text-align: right;">430 22</td> </tr> <tr> <td></td> <td>1232 03 <input type="checkbox"/></td> <td>Platô c/ mancal</td> <td>GMFZ</td> <td style="text-align: right;">430</td> </tr> <tr> <td></td> <td>1233 03 <input type="checkbox"/></td> <td>Carcaça Fundida</td> <td>GMFZ</td> <td style="text-align: right;">430</td> </tr> <tr> <td></td> <td>1470 03 <input type="checkbox"/></td> <td></td> <td>MFZ</td> <td style="text-align: right;">430</td> </tr> <tr> <td></td> <td>3353</td> <td></td> <td>KZIZ</td> <td></td> </tr> </table>		6485			430 22		1485	Platô c/ mancal	MFZ	430		5389		GTZ	430 22		6485 03 <input type="checkbox"/>			430 22		1485 03 <input type="checkbox"/>	Platô c/ mancal	MFZ	430		5389 03 <input type="checkbox"/>		GTZ	430 22		1470		MFZ	430		5529 HD		GTZ	430 22		1232 03 <input type="checkbox"/>	Platô c/ mancal	GMFZ	430		1233 03 <input type="checkbox"/>	Carcaça Fundida	GMFZ	430		1470 03 <input type="checkbox"/>		MFZ	430		3353		KZIZ	
	6485			430 22																																																										
	1485	Platô c/ mancal	MFZ	430																																																										
	5389		GTZ	430 22																																																										
	6485 03 <input type="checkbox"/>			430 22																																																										
	1485 03 <input type="checkbox"/>	Platô c/ mancal	MFZ	430																																																										
	5389 03 <input type="checkbox"/>		GTZ	430 22																																																										
	1470		MFZ	430																																																										
	5529 HD		GTZ	430 22																																																										
	1232 03 <input type="checkbox"/>	Platô c/ mancal	GMFZ	430																																																										
	1233 03 <input type="checkbox"/>	Carcaça Fundida	GMFZ	430																																																										
	1470 03 <input type="checkbox"/>		MFZ	430																																																										
	3353		KZIZ																																																											




K 113 / L 113

	Todos	<table style="width: 100%; border-collapse: collapse;"> <tr> <td style="width: 5%;"></td> <td style="width: 15%;">82026</td> <td style="width: 40%;">Cilindro Mestre</td> <td style="width: 10%;"></td> <td style="width: 10%;"></td> </tr> </table>		82026	Cilindro Mestre		
	82026	Cilindro Mestre					

K 124

DSC 12		Cx. GR 801																																								
	Após 08/03	<table style="width: 100%; border-collapse: collapse;"> <tr> <td style="width: 5%;"></td> <td style="width: 15%;">6450</td> <td style="width: 40%;"></td> <td style="width: 10%;"></td> <td style="width: 10%; text-align: right;">430 24</td> </tr> <tr> <td></td> <td>1450</td> <td></td> <td>MFZ</td> <td style="text-align: right;">430</td> </tr> <tr> <td></td> <td>5722 HD</td> <td>c/ Pré-Amortecimento</td> <td>WGTZ</td> <td style="text-align: right;">430 24</td> </tr> <tr> <td></td> <td>3350</td> <td></td> <td>KZISZ</td> <td></td> </tr> <tr> <td></td> <td>6450 03 <input type="checkbox"/></td> <td></td> <td></td> <td style="text-align: right;">430 24</td> </tr> <tr> <td></td> <td>1450 03 <input type="checkbox"/></td> <td></td> <td>MFZ</td> <td style="text-align: right;">430</td> </tr> <tr> <td></td> <td>5722 03 <input type="checkbox"/></td> <td>c/ Pré-Amortecimento</td> <td>WGTZ</td> <td style="text-align: right;">430 24</td> </tr> <tr> <td></td> <td>3350</td> <td></td> <td>KZISZ</td> <td></td> </tr> </table>		6450			430 24		1450		MFZ	430		5722 HD	c/ Pré-Amortecimento	WGTZ	430 24		3350		KZISZ			6450 03 <input type="checkbox"/>			430 24		1450 03 <input type="checkbox"/>		MFZ	430		5722 03 <input type="checkbox"/>	c/ Pré-Amortecimento	WGTZ	430 24		3350		KZISZ	
	6450			430 24																																						
	1450		MFZ	430																																						
	5722 HD	c/ Pré-Amortecimento	WGTZ	430 24																																						
	3350		KZISZ																																							
	6450 03 <input type="checkbox"/>			430 24																																						
	1450 03 <input type="checkbox"/>		MFZ	430																																						
	5722 03 <input type="checkbox"/>	c/ Pré-Amortecimento	WGTZ	430 24																																						
	3350		KZISZ																																							
	Até 07/03	<table style="width: 100%; border-collapse: collapse;"> <tr> <td style="width: 5%;"></td> <td style="width: 15%;">1511</td> <td style="width: 40%;"></td> <td style="width: 10%;"></td> <td style="width: 10%; text-align: right;">MFZ 430</td> </tr> <tr> <td></td> <td>5722 HD</td> <td>c/ Pré-Amortecimento</td> <td>WGTZ</td> <td style="text-align: right;">430 24</td> </tr> <tr> <td></td> <td>1511 03 <input type="checkbox"/></td> <td></td> <td>MFZ</td> <td style="text-align: right;">430</td> </tr> <tr> <td></td> <td>5722 03 <input type="checkbox"/></td> <td>c/ Pré-Amortecimento</td> <td>WGTZ</td> <td style="text-align: right;">430 24</td> </tr> <tr> <td></td> <td>5771 03 <input type="checkbox"/>HD</td> <td>c/ Pré-Amortecimento</td> <td>WGTZ</td> <td style="text-align: right;">430 24</td> </tr> <tr> <td></td> <td>3378</td> <td></td> <td>HHISZ</td> <td></td> </tr> </table>		1511			MFZ 430		5722 HD	c/ Pré-Amortecimento	WGTZ	430 24		1511 03 <input type="checkbox"/>		MFZ	430		5722 03 <input type="checkbox"/>	c/ Pré-Amortecimento	WGTZ	430 24		5771 03 <input type="checkbox"/> HD	c/ Pré-Amortecimento	WGTZ	430 24		3378		HHISZ											
	1511			MFZ 430																																						
	5722 HD	c/ Pré-Amortecimento	WGTZ	430 24																																						
	1511 03 <input type="checkbox"/>		MFZ	430																																						
	5722 03 <input type="checkbox"/>	c/ Pré-Amortecimento	WGTZ	430 24																																						
	5771 03 <input type="checkbox"/> HD	c/ Pré-Amortecimento	WGTZ	430 24																																						
	3378		HHISZ																																							









K 270 / K 310

DC9		Cx. GR801 CS					
	Todos	<table style="width: 100%; border-collapse: collapse;"> <tr> <td style="width: 5%;"></td> <td style="width: 15%;">6451</td> <td style="width: 40%;"></td> <td style="width: 10%;"></td> <td style="width: 10%; text-align: right;">430 24</td> </tr> </table>		6451			430 24
	6451			430 24			









			  	Referência i	Tipo ∅ 
---	---	---	---	--	--

Scania Ônibus









K 270 / K 310

DC9	Cx. GR801 CS	
	Todos	
	<ul style="list-style-type: none">  6451 430 24  1450 MFZ 430  5450 HD c/ Pré-amortecimento WGTZ 430 24  3350 KZISZ  6451 03 <input type="checkbox"/> 430 24  1450 03 <input type="checkbox"/> MFZ 430  5450 03 <input type="checkbox"/> HD c/ Pré-Amortecimento WGTZ 430 24  3350 KZISZ 	

K 310

DC 09 310	Cx. GR801 / ZF 5HP 604 CN	
	Após 2011	
	<ul style="list-style-type: none">  6451 430 24  1450 MFZ 430  5450 HD c/ Pré-amortecimento WGTZ 430 24  3350 KZISZ  6451 03 <input type="checkbox"/> 430 24  1450 03 <input type="checkbox"/> MFZ 430  5450 03 <input type="checkbox"/> HD c/ Pré-Amortecimento WGTZ 430 24  3350 KZISZ 	

K 340 / K 380 / K 420

DC11 / DC12	Cx. GR801 CS	
	Todos	
	<ul style="list-style-type: none">  6450 430 24  1450 MFZ 430  5722 HD c/ Pré-Amortecimento WGTZ 430 24  3350 KZISZ  6450 03 <input type="checkbox"/> 430 24  1450 03 <input type="checkbox"/> MFZ 430  5722 03 <input type="checkbox"/> c/ Pré-Amortecimento WGTZ 430 24  3350 KZISZ 	



Referência

i

Tipo



Scania Ônibus

K 94

DC9

Cx. GR900

	2004 até 2009				
			6451		430 24
			1450		MFZ 430
			5450 HD	c/ Pré-amortecimento	WGYZ 430 24
			3350		KZISZ
			6451 03 <input type="checkbox"/>		430 24
			1450 03 <input type="checkbox"/>		MFZ 430
			5450 03 <input type="checkbox"/> HD	c/ Pré-Amortecimento	WGYZ 430 24
			3350		KZISZ

DC9 12 270

Cx. GR900 / GR801

	2006 até 2008				
			6451		430 24
			1450		MFZ 430
			5450 HD	c/ Pré-amortecimento	WGYZ 430 24
			3350		KZISZ
			6451 03 <input type="checkbox"/>		430 24
			1450 03 <input type="checkbox"/>		MFZ 430
			5450 03 <input type="checkbox"/> HD	c/ Pré-Amortecimento	WGYZ 430 24
			3350		KZISZ

K 94 / L 94

DSC 9







Cx. GR 801 8 marchas

	Após 08/03				
			6451		430 24
			1450		MFZ 430
			5450 HD	c/ Pré-amortecimento	WGYZ 430 24
			3350		KZISZ
			6451 03 <input type="checkbox"/>		430 24
			1450 03 <input type="checkbox"/>		MFZ 430
			5450 03 <input type="checkbox"/> HD	c/ Pré-Amortecimento	WGYZ 430 24
			3350		KZISZ


				Referência i	Tipo  
---	---	---	---	----------------------------	---

Scania Ônibus













K 94 / L 94

DSC 9		Até 07/03			Cx. GR 801 8 marchas
				1511	MFZ 430
				5722 HD c/ Pré-Amortecimento	WGTZ 430 24
				1511 03 <input type="checkbox"/>	MFZ 430
				5722 03 <input type="checkbox"/> c/ Pré-Amortecimento	WGTZ 430 24
				5771 03 <input type="checkbox"/> HD c/ Pré-Amortecimento	WGTZ 430 24
				3378	HHISZ












L 113

DN/DS 11		Após 1991			
				3075	

S 112

DN/DS/DSC 11		1982 até 1989			
				6201	420 22
				1201 GMF	420
				5345 GSZ	420 22
				3075	
				6201 03 <input type="checkbox"/>	420 22
				1201 03 <input type="checkbox"/> GMF	420
				5345 03 <input type="checkbox"/> GSZ	420 22
				3075	
DS 11		Até 1982			
				1152 Platô de alavanca	G 420
				5345 GSZ	420 22
				1152 03 <input type="checkbox"/> Platô de alavanca	G 420
				5345 03 <input type="checkbox"/> GSZ	420 22





































S 113

DSC 11		Após 1996			Cx. GR 801
				6482	430 24
				1482 Platô c/ mancal	MFZ 430
				5722 HD c/ Pré-Amortecimento	WGTZ 430 24
				6482 03 <input type="checkbox"/>	430 24
				1482 03 <input type="checkbox"/> Platô c/ mancal	MFZ 430
				5722 03 <input type="checkbox"/> c/ Pré-Amortecimento	WGTZ 430 24
				1470	MFZ 430
				1233 03 <input type="checkbox"/> Carcaça Fundida	GMFZ 430
				1470 03 <input type="checkbox"/>	MFZ 430
				5771 03 <input type="checkbox"/> HD c/ Pré-Amortecimento	WGTZ 430 24
				3352	KZIZ

			  	Referência i	Tipo  
---	---	---	---	----------------------------	---







Scania Ônibus

S 113 (5 e 6 marchas)

DSC 11		Cx. GR 801																																																												
	Todos																																																													
		<table style="width: 100%; border-collapse: collapse;"> <tr> <td style="width: 10%;"></td> <td style="width: 50%;">6485</td> <td style="width: 15%;"></td> <td style="width: 10%; text-align: right;">430</td> <td style="width: 15%; text-align: right;">22</td> </tr> <tr> <td></td> <td>1485</td> <td>Platô c/ mancal</td> <td>MFZ</td> <td>430</td> </tr> <tr> <td></td> <td>5389</td> <td></td> <td>GTZ</td> <td>430 22</td> </tr> <tr> <td></td> <td>6485 03 <input type="checkbox"/></td> <td></td> <td></td> <td>430 22</td> </tr> <tr> <td></td> <td>1485 03 <input type="checkbox"/></td> <td>Platô c/ mancal</td> <td>MFZ</td> <td>430</td> </tr> <tr> <td></td> <td>5389 03 <input type="checkbox"/></td> <td></td> <td>GTZ</td> <td>430 22</td> </tr> <tr> <td></td> <td>1470</td> <td></td> <td>MFZ</td> <td>430</td> </tr> <tr> <td></td> <td>5529 HD</td> <td></td> <td>GTZ</td> <td>430 22</td> </tr> <tr> <td></td> <td>1232 03 <input type="checkbox"/></td> <td>Platô c/ mancal</td> <td>GMFZ</td> <td>430</td> </tr> <tr> <td></td> <td>1233 03 <input type="checkbox"/></td> <td>Carcaça Fundida</td> <td>GMFZ</td> <td>430</td> </tr> <tr> <td></td> <td>1470 03 <input type="checkbox"/></td> <td></td> <td>MFZ</td> <td>430</td> </tr> <tr> <td></td> <td>3353</td> <td></td> <td>KZIZ</td> <td></td> </tr> </table>		6485		430	22		1485	Platô c/ mancal	MFZ	430		5389		GTZ	430 22		6485 03 <input type="checkbox"/>			430 22		1485 03 <input type="checkbox"/>	Platô c/ mancal	MFZ	430		5389 03 <input type="checkbox"/>		GTZ	430 22		1470		MFZ	430		5529 HD		GTZ	430 22		1232 03 <input type="checkbox"/>	Platô c/ mancal	GMFZ	430		1233 03 <input type="checkbox"/>	Carcaça Fundida	GMFZ	430		1470 03 <input type="checkbox"/>		MFZ	430		3353		KZIZ	
	6485		430	22																																																										
	1485	Platô c/ mancal	MFZ	430																																																										
	5389		GTZ	430 22																																																										
	6485 03 <input type="checkbox"/>			430 22																																																										
	1485 03 <input type="checkbox"/>	Platô c/ mancal	MFZ	430																																																										
	5389 03 <input type="checkbox"/>		GTZ	430 22																																																										
	1470		MFZ	430																																																										
	5529 HD		GTZ	430 22																																																										
	1232 03 <input type="checkbox"/>	Platô c/ mancal	GMFZ	430																																																										
	1233 03 <input type="checkbox"/>	Carcaça Fundida	GMFZ	430																																																										
	1470 03 <input type="checkbox"/>		MFZ	430																																																										
	3353		KZIZ																																																											

Terex

Veículo Militar

Scania DN 11												
	Todos											
		<table style="width: 100%; border-collapse: collapse;"> <tr> <td style="width: 10%;"></td> <td style="width: 50%;">1201</td> <td style="width: 15%;"></td> <td style="width: 10%; text-align: right;">GMF</td> <td style="width: 15%; text-align: right;">420</td> </tr> <tr> <td></td> <td>1201 03 <input type="checkbox"/></td> <td></td> <td>GMF</td> <td>420</td> </tr> </table>		1201		GMF	420		1201 03 <input type="checkbox"/>		GMF	420
	1201		GMF	420								
	1201 03 <input type="checkbox"/>		GMF	420								

Volkswagen

AGCO
MF | Maxion
Valtra
Valmet

Agrale

CBT
Empilhadoras

Ford

General Motors

Iveco

John Deere
Masera

Mercedes-Benz

New Holland
Randon

Scania
Terex












Volkswagen

				Referência i	Tipo  
---	---	---	---	---------------------	--

Volkswagen Caminhão

















12-140 / 12-140 H / 12-140 T / 13-130 / 14-140

MWM

















	Todos				
			6142		325 10
			1085	MF	330
			5293	CB	325 10
			3367	KZIS	
			6142 03 		325 10
			1585 03 	MF	330
			5293 03 	CB	325 10
			3367	KZIS	

12-170 / 13-170 / 13-190 / 14-150 / 14-170 / 14-180 / 14-190 / 15-170 / 15-190 / 16-170 / 16-200

Cummins acima de 140 CV com tubo guia

















	Todos				
	PRODUTO ORIGINAL				
			6579		350 10
			1579 	Platô c/ mancal MFZ	350
			5723	CZ	350 10
			6579 03 		350 10
			1579 03  	Platô c/ mancal MFZ	350
			5723 03 	CZ	350 10
			1078 	MFZ	350
			1078 03  	MFZ	350

Cummins acima de 140 CV sem tubo guia

	Todos				
	PRODUTO ORIGINAL				
			6578		350 10
			1578 	Platô c/ mancal MFZ	350
			5723	CZ	350 10
			6578 03 		350 10
			1578 03  	Platô c/ mancal MFZ	350
			5723 03 	CZ	350 10
			1078 	MFZ	350
			1078 03  	MFZ	350

12-180 / 13-180 / 14-150 / 14-170 / 14-200 / 15-180 / 16-180 / 16-200

MWM acima de 140 CV com tubo guia
















	Todos				
	PRODUTO ORIGINAL				
			6579		350 10
			1579 	Platô c/ mancal MFZ	350
			5723	CZ	350 10
			6579 03 		350 10
			1579 03  	Platô c/ mancal MFZ	350
			5723 03 	CZ	350 10
			1078 	MFZ	350
			1078 03  	MFZ	350

				Referência 	Tipo  
---	---	---	---	---	---

Volkswagen Caminhão

12-180 / 13-180 / 14-150 / 14-170 / 14-200 / 15-180 / 16-180 / 16-200























MWM acima de 140 CV sem tubo guia

	Todos 				
			6578		350 10
			1578 	Platô c/ mancal	MFZ 350
			5723		CZ 350 10
			6578 03 		350 10
			1578 03 	Platô c/ mancal	MFZ 350
			5723 03 		CZ 350 10
			1078 		MFZ 350
			1078 03 		MFZ 350

13 150



















MWM 4.10 TCA

Cx. Eaton FS 4205A

	2000 até 2006				
			6085		330 10
			1085		MF 330
			5086 HD	c/ Pré-Amortecimento	WGTZ 330 10
			3367		KZIS
			6142		325 10
			1085		MF 330
			5293		CB 325 10
			3367		KZIS
			6085 03 		330 10
			1585 03 		MF 330
			5585 03 	c/ Pré-Amortecimento	WGTZ 330 10
			3367		KZIS
			6142 03 		325 10
			1585 03 		MF 330
			5293 03 		CB 325 10
			3367		KZIS

14-210 / 14-220 / 16-210 / 16-220 / 17-210 / 17-220

Cummins / MWM 6 cilindros até 220 CV com tubo guia



















	Todos				
			6379		380 10
			1979 	Platô c/ mancal	MFZ 380
			5080		GTZ 380 10
			6379 03 		380 10
			1979 03 	Platô c/ mancal	MFZ 380
			5080 03 		GTZ 380 10
			6979 03 		380 10
			1979 03 	Platô c/ mancal	MFZ 380
			5380 03 		GSZ 380 10
			1079 03 		MFZ 380

				Referência 	Tipo  
---	---	---	---	---	---

Volkswagen Caminhão





























14-210 / 14-220 / 16-210 / 16-220 / 17-210 / 17-220

Cummins / MWM 6 cilindros até 220 CV sem tubo guia



















		Todos				
				6378		380 10
				1978 	Platô c/ mancal	MFZ 380
				5080		GTZ 380 10
				6378 03 		380 10
				1978 03 	Platô c/ mancal	MFZ 380
				5080 03 		GTZ 380 10
				6978 03 		380 10
				1978 03 	Platô c/ mancal	MFZ 380
				5380 03 		GSZ 380 10
				1079 03 		MFZ 380

16-300 / 17-300 / 17-310

Cummins / MWM 6 cilindros acima de 220 CV com tubo guia

		Todos				
				6381		380 10
				1981 	Platô c/ mancal	MFZ 380
				5080		GTZ 380 10
				6983		380 10
				1981 	Platô c/ mancal	MFZ 380
				5383 HD	c/ Pré-Amortecimento	WGZT 380 10
				6381 03 		380 10
				1981 03 	Platô c/ mancal	MFZ 380
				5080 03 		GTZ 380 10
				6981 03 		380 10
				1981 03 	Platô c/ mancal	MFZ 380
				5380 03 		GSZ 380 10
				6983 03 		380 10
				1981 03 	Platô c/ mancal	MFZ 380
				5383 03 	c/ Pré-Amortecimento	WGZT 380 10
				1082 03 		MFZ 380

Cummins / MWM 6 cilindros acima de 220 CV sem tubo guia

		Todos				
				6382		380 10
				1982 	Platô c/ mancal	MFZ 380
				5080		GTZ 380 10
				6382 03 		380 10
				1982 03 	Platô c/ mancal	MFZ 380
				5080 03 		GTZ 380 10
				6982 03 		380 10
				1982 03 	Platô c/ mancal	MFZ 380
				5380 03 		GSZ 380 10
				1082 03 		MFZ 380











				Referência 	Tipo  
---	---	---	---	---	---

Volkswagen Caminhão

17-180E

MWM Acteon 6.12 TCE Euro III com tubo guia












Cx. Eaton FS 5306 A

	Todos					
	6987					380 10
	1981		Platô c/ mancal	MFZ		380
	5385	HD	c/ Pré-Amortecimento	WGTZ		380 10
	6987 03					380 10
	1981 03		Platô c/ mancal	MFZ		380
	5385 03		c/ Pré-Amortecimento	WGTZ		380 10

17-250E













Cummins Interact 6 Euro III

Cx. FS 6306 B













	2006 até 2012					
	6597					395 10
	1597			MF		395
	5597	HD	c/ Pré-Amortecimento	WGTZ		395 10
	3397			KZIS		
	6597 03					395 10
	1597 03			MF		395
	5597 03		c/ Pré-Amortecimento	WGTZ		395 10
	3397			KZIS		


18-310

Cummins acima de 310 CV com tubo guia

	Todos					
	6983					380 10
	1981		Platô c/ mancal	MFZ		380
	5383	HD	c/ Pré-Amortecimento	WGTZ		380 10
	6983 03					380 10
	1981 03		Platô c/ mancal	MFZ		380
	5383 03		c/ Pré-Amortecimento	WGTZ		380 10
	1082 03			MFZ		380

Cummins acima de 310 CV sem tubo guia























































	Todos					
	6984					380 10
	1982		Platô c/ mancal	MFZ		380
	5383	HD	c/ Pré-Amortecimento	WGTZ		380 10
	6984 03					380 10
	1982 03		Platô c/ mancal	MFZ		380
	5383 03		c/ Pré-Amortecimento	WGTZ		380 10
	1082 03			MFZ		380

			  	Referência i Tipo  
---	---	---	---	--























































Volkswagen Caminhão

23-210 / 23-220 / 24-220 / 26-220

Cummins / MWM 6cilindros até 220 CV com tubo guia





































	Todos																																																																							
		<table style="width: 100%; border-collapse: collapse;"> <tr> <td style="width: 5%;"></td> <td style="width: 15%;">6379</td> <td style="width: 5%;"></td> <td style="width: 5%;"></td> <td style="width: 15%;"></td> <td style="width: 15%;"></td> <td style="width: 15%; text-align: right;">380 10</td> </tr> <tr> <td></td> <td>1979</td> <td></td> <td>Platô c/ mancal</td> <td>MFZ</td> <td></td> <td style="text-align: right;">380</td> </tr> <tr> <td></td> <td>5080</td> <td></td> <td></td> <td>GTZ</td> <td></td> <td style="text-align: right;">380 10</td> </tr> <tr> <td></td> <td>6379 03</td> <td></td> <td></td> <td></td> <td></td> <td style="text-align: right;">380 10</td> </tr> <tr> <td></td> <td>1979 03</td> <td></td> <td>Platô c/ mancal</td> <td>MFZ</td> <td></td> <td style="text-align: right;">380</td> </tr> <tr> <td></td> <td>5080 03</td> <td></td> <td></td> <td>GTZ</td> <td></td> <td style="text-align: right;">380 10</td> </tr> <tr> <td></td> <td>6979 03</td> <td></td> <td></td> <td></td> <td></td> <td style="text-align: right;">380 10</td> </tr> <tr> <td></td> <td>1979 03</td> <td></td> <td>Platô c/ mancal</td> <td>MFZ</td> <td></td> <td style="text-align: right;">380</td> </tr> <tr> <td></td> <td>5380 03</td> <td></td> <td></td> <td>GSZ</td> <td></td> <td style="text-align: right;">380 10</td> </tr> <tr> <td></td> <td>1079 03</td> <td></td> <td></td> <td>MFZ</td> <td></td> <td style="text-align: right;">380</td> </tr> </table>		6379					380 10		1979		Platô c/ mancal	MFZ		380		5080			GTZ		380 10		6379 03					380 10		1979 03		Platô c/ mancal	MFZ		380		5080 03			GTZ		380 10		6979 03					380 10		1979 03		Platô c/ mancal	MFZ		380		5380 03			GSZ		380 10		1079 03			MFZ		380
	6379					380 10																																																																		
	1979		Platô c/ mancal	MFZ		380																																																																		
	5080			GTZ		380 10																																																																		
	6379 03					380 10																																																																		
	1979 03		Platô c/ mancal	MFZ		380																																																																		
	5080 03			GTZ		380 10																																																																		
	6979 03					380 10																																																																		
	1979 03		Platô c/ mancal	MFZ		380																																																																		
	5380 03			GSZ		380 10																																																																		
	1079 03			MFZ		380																																																																		

Cummins / MWM 6cilindros até 220 CV sem tubo guia































	Todos																																																																							
		<table style="width: 100%; border-collapse: collapse;"> <tr> <td style="width: 5%;"></td> <td style="width: 15%;">6378</td> <td style="width: 5%;"></td> <td style="width: 5%;"></td> <td style="width: 15%;"></td> <td style="width: 15%;"></td> <td style="width: 15%; text-align: right;">380 10</td> </tr> <tr> <td></td> <td>1978</td> <td></td> <td>Platô c/ mancal</td> <td>MFZ</td> <td></td> <td style="text-align: right;">380</td> </tr> <tr> <td></td> <td>5080</td> <td></td> <td></td> <td>GTZ</td> <td></td> <td style="text-align: right;">380 10</td> </tr> <tr> <td></td> <td>6378 03</td> <td></td> <td></td> <td></td> <td></td> <td style="text-align: right;">380 10</td> </tr> <tr> <td></td> <td>1978 03</td> <td></td> <td>Platô c/ mancal</td> <td>MFZ</td> <td></td> <td style="text-align: right;">380</td> </tr> <tr> <td></td> <td>5080 03</td> <td></td> <td></td> <td>GTZ</td> <td></td> <td style="text-align: right;">380 10</td> </tr> <tr> <td></td> <td>6978 03</td> <td></td> <td></td> <td></td> <td></td> <td style="text-align: right;">380 10</td> </tr> <tr> <td></td> <td>1978 03</td> <td></td> <td>Platô c/ mancal</td> <td>MFZ</td> <td></td> <td style="text-align: right;">380</td> </tr> <tr> <td></td> <td>5380 03</td> <td></td> <td></td> <td>GSZ</td> <td></td> <td style="text-align: right;">380 10</td> </tr> <tr> <td></td> <td>1079 03</td> <td></td> <td></td> <td>MFZ</td> <td></td> <td style="text-align: right;">380</td> </tr> </table>		6378					380 10		1978		Platô c/ mancal	MFZ		380		5080			GTZ		380 10		6378 03					380 10		1978 03		Platô c/ mancal	MFZ		380		5080 03			GTZ		380 10		6978 03					380 10		1978 03		Platô c/ mancal	MFZ		380		5380 03			GSZ		380 10		1079 03			MFZ		380
	6378					380 10																																																																		
	1978		Platô c/ mancal	MFZ		380																																																																		
	5080			GTZ		380 10																																																																		
	6378 03					380 10																																																																		
	1978 03		Platô c/ mancal	MFZ		380																																																																		
	5080 03			GTZ		380 10																																																																		
	6978 03					380 10																																																																		
	1978 03		Platô c/ mancal	MFZ		380																																																																		
	5380 03			GSZ		380 10																																																																		
	1079 03			MFZ		380																																																																		

23-310 / 26-310

Cummins acima de 310 CV com tubo guia

	Todos																																																		
		<table style="width: 100%; border-collapse: collapse;"> <tr> <td style="width: 5%;"></td> <td style="width: 15%;">6983</td> <td style="width: 5%;"></td> <td style="width: 5%;"></td> <td style="width: 15%;"></td> <td style="width: 15%;"></td> <td style="width: 15%; text-align: right;">380 10</td> </tr> <tr> <td></td> <td>1981</td> <td></td> <td>Platô c/ mancal</td> <td>MFZ</td> <td></td> <td style="text-align: right;">380</td> </tr> <tr> <td></td> <td>5383</td> <td>HD</td> <td>c/ Pré-Amortecimento</td> <td>WGTZ</td> <td></td> <td style="text-align: right;">380 10</td> </tr> <tr> <td></td> <td>6983 03</td> <td></td> <td></td> <td></td> <td></td> <td style="text-align: right;">380 10</td> </tr> <tr> <td></td> <td>1981 03</td> <td></td> <td>Platô c/ mancal</td> <td>MFZ</td> <td></td> <td style="text-align: right;">380</td> </tr> <tr> <td></td> <td>5383 03</td> <td></td> <td>c/ Pré-Amortecimento</td> <td>WGTZ</td> <td></td> <td style="text-align: right;">380 10</td> </tr> <tr> <td></td> <td>1082 03</td> <td></td> <td></td> <td>MFZ</td> <td></td> <td style="text-align: right;">380</td> </tr> </table>		6983					380 10		1981		Platô c/ mancal	MFZ		380		5383	HD	c/ Pré-Amortecimento	WGTZ		380 10		6983 03					380 10		1981 03		Platô c/ mancal	MFZ		380		5383 03		c/ Pré-Amortecimento	WGTZ		380 10		1082 03			MFZ		380
	6983					380 10																																													
	1981		Platô c/ mancal	MFZ		380																																													
	5383	HD	c/ Pré-Amortecimento	WGTZ		380 10																																													
	6983 03					380 10																																													
	1981 03		Platô c/ mancal	MFZ		380																																													
	5383 03		c/ Pré-Amortecimento	WGTZ		380 10																																													
	1082 03			MFZ		380																																													

Cummins acima de 310 CV sem tubo guia



	Todos																																											
		<table style="width: 100%; border-collapse: collapse;"> <tr> <td style="width: 5%;"></td> <td style="width: 15%;">6984</td> <td style="width: 5%;"></td> <td style="width: 5%;"></td> <td style="width: 15%;"></td> <td style="width: 15%;"></td> <td style="width: 15%; text-align: right;">380 10</td> </tr> <tr> <td></td> <td>1982</td> <td></td> <td>Platô c/ mancal</td> <td>MFZ</td> <td></td> <td style="text-align: right;">380</td> </tr> <tr> <td></td> <td>5383</td> <td>HD</td> <td>c/ Pré-Amortecimento</td> <td>WGTZ</td> <td></td> <td style="text-align: right;">380 10</td> </tr> <tr> <td></td> <td>6984 03</td> <td></td> <td></td> <td></td> <td></td> <td style="text-align: right;">380 10</td> </tr> <tr> <td></td> <td>1982 03</td> <td></td> <td>Platô c/ mancal</td> <td>MFZ</td> <td></td> <td style="text-align: right;">380</td> </tr> <tr> <td></td> <td>5383 03</td> <td></td> <td>c/ Pré-Amortecimento</td> <td>WGTZ</td> <td></td> <td style="text-align: right;">380 10</td> </tr> </table>		6984					380 10		1982		Platô c/ mancal	MFZ		380		5383	HD	c/ Pré-Amortecimento	WGTZ		380 10		6984 03					380 10		1982 03		Platô c/ mancal	MFZ		380		5383 03		c/ Pré-Amortecimento	WGTZ		380 10
	6984					380 10																																						
	1982		Platô c/ mancal	MFZ		380																																						
	5383	HD	c/ Pré-Amortecimento	WGTZ		380 10																																						
	6984 03					380 10																																						
	1982 03		Platô c/ mancal	MFZ		380																																						
	5383 03		c/ Pré-Amortecimento	WGTZ		380 10																																						

						Referência	i	Tipo		
---	---	---	---	---	---	-------------------	----------	-------------	---	---

Volkswagen Caminhão





























23-310 / 26-310

Cummins acima de 310 CV sem tubo guia



















	Todos									
			1082 03 					MFZ		380

24-250 / 26-250 / 26-300

Cummins / MWM 6cilindros acima de 220 CV com tubo guia





	Todos									
			6381							380 10
			1981 	Platô c/ mancal	MFZ					380
			5080		GTZ					380 10
			6983							380 10
			1981 	Platô c/ mancal	MFZ					380
			5383 HD	c/ Pré-Amortecimento	WGTZ					380 10
			6381 03 							380 10
			1981 03 	Platô c/ mancal	MFZ					380
			5080 03 		GTZ					380 10
			6981 03 							380 10
			1981 03 	Platô c/ mancal	MFZ					380
			5380 03 		GSZ					380 10
			6983 03 							380 10
			1981 03 	Platô c/ mancal	MFZ					380
			5383 03 	c/ Pré-Amortecimento	WGTZ					380 10
			1082 03 		MFZ					380

Cummins / MWM 6cilindros acima de 220 CV sem tubo guia

	Todos									
			6382							380 10
			1982 	Platô c/ mancal	MFZ					380
			5080		GTZ					380 10
			6382 03 							380 10
			1982 03 	Platô c/ mancal	MFZ					380
			5080 03 		GTZ					380 10
			6982 03 							380 10
			1982 03 	Platô c/ mancal	MFZ					380
			5380 03 		GSZ					380 10
			1082 03 		MFZ					380

31-310










Cummins acima de 310 CV com tubo guia

	Todos									
			6983							380 10
			1981 	Platô c/ mancal	MFZ					380
			5383 HD	c/ Pré-Amortecimento	WGTZ					380 10














Volkswagen Caminhão

31-310

Cummins acima de 310 CV com tubo guia






















	Todos	
		 6983 03  380 10  1981 03   Platô c/ mancal MFZ 380  5383 03  HD c/ Pré-Amortecimento WGTZ 380 10  1082 03  MFZ 380

Cummins acima de 310 CV sem tubo guia





















	Todos	
		 6984 380 10  1982  Platô c/ mancal MFZ 380  5383 HD c/ Pré-Amortecimento WGTZ 380 10  6984 03  380 10  1982 03   Platô c/ mancal MFZ 380  5383 03  HD c/ Pré-Amortecimento WGTZ 380 10  1082 03  MFZ 380

35-300

Cummins / MWM 6cilindros acima de 220 CV com tubo guia

	Todos	
		 6381 380 10  1981   Platô c/ mancal MFZ 380  5080 GTZ 380 10  6381 03  380 10  1981 03   Platô c/ mancal MFZ 380  5080 03  GTZ 380 10  6981 03  380 10  1981 03   Platô c/ mancal MFZ 380  5380 03  GSZ 380 10  1082 03  MFZ 380

Cummins / MWM 6cilindros acima de 220 CV sem tubo guia



















	Todos	
		 6382 380 10  1982  Platô c/ mancal MFZ 380  5080 GTZ 380 10  6382 03  380 10  1982 03   Platô c/ mancal MFZ 380  5080 03  GTZ 380 10  6982 03  380 10  1982 03   Platô c/ mancal MFZ 380  5380 03  GSZ 380 10  1082 03  MFZ 380

				Referência 	Tipo  
---	---	---	---	---	---



















Volkswagen Caminhão

40-300

Cummins / MWM 6cilindros acima de 220 CV com tubo guia












	Todos				
	6381				380 10
	1981		Platô c/ mancal	MFZ	380
	5080			GTZ	380 10
	6381 03				380 10
	1981 03		Platô c/ mancal	MFZ	380
	5080 03			GTZ	380 10
	6981 03				380 10
	1981 03		Platô c/ mancal	MFZ	380
	5380 03			GSZ	380 10
	1082 03			MFZ	380

Cummins / MWM 6cilindros acima de 220 CV sem tubo guia

	Todos				
	6382				380 10
	1982		Platô c/ mancal	MFZ	380
	5080			GTZ	380 10
	6382 03				380 10
	1982 03		Platô c/ mancal	MFZ	380
	5080 03			GTZ	380 10
	6982 03				380 10
	1982 03		Platô c/ mancal	MFZ	380
	5380 03			GSZ	380 10
	1082 03			MFZ	380

6-140 / 7-100 / 7-110 / 7-140 / 8-100 / 8-120 / L 80

MWM









	Todos				
	6142				325 10
	1085			MF	330
	5293			CB	325 10
	3367			KZIS	
	6142 03				325 10
	1585 03			MF	330
	5293 03			CB	325 10
	3367			KZIS	

				Referência i Tipo  
---	---	---	---	--

Volkswagen Caminhão



6-140 / 7-120

Chrysler 318-V8

	Todos		
			6142 325 10
			1085 MF 330
			5293 CB 325 10
			3367 KZIS
			6142 03 <input type="checkbox"/> 325 10
			1585 03 <input type="checkbox"/> MF 330
			5293 03 <input type="checkbox"/> CB 325 10
			3367 KZIS

6-80 / 6-90





MWM D229

	Todos		
			9280  280 10

8-140 / 8-150









MWM 4.10 TCA Mecânico

Cx. ZF/Eaton

	Todos		
			6161 330 10
			1085 MF 330
			5587 GTZ 330 10
			3367 KZIS

8150 E / 9150 E

Cummins Interact 4.0 Eletrônico

	Após 2004		
			6585 330 10
			1085 MF 330
			5086 HD c/ Pré-Amortecimento WGTZ 330 10
			3373 KZISZ
			6585 03 <input type="checkbox"/> 330 10
			1585 03 <input type="checkbox"/> MF 330
			5585 03 <input type="checkbox"/> c/ Pré-Amortecimento WGTZ 330 10
			3373 KZISZ












				Referência 	Tipo  
---	---	---	---	---	---

Volkswagen Caminhão

8150 E / 9150 E

MWM 4.12 TCAE Eletrônico












Cx. ZF/Eaton

	Após 2004				
			6085		330 10
			1085	MF	330
			5086 HD	c/ Pré-Amortecimento	WGZ 330 10
			3367	KZIS	
			6085 03 		330 10
			1585 03 	MF	330
			5585 03 	c/ Pré-Amortecimento	WGZ 330 10
			3367	KZIS	

8-160 / 9-160













Cummins ISF 3.8L Euro V

ZF S5420HD

	Após 2012				
			6126		330 10
			1085	MF	330
			5086 HD	c/ Pré-Amortecimento	WGZ 330 10
			3040	KZIS	
			6126 03 		330 10
			1585 03 	MF	330
			5585 03 	c/ Pré-Amortecimento	WGZ 330 10
			3040	KZIS	

Constellation 13-180E / 15-180E

MWM 4.12 TCE Euro III Turbo









	Todos				
					
			6599		362 10
			1599	MF	362
			5599 HD	c/ Pré-Amortecimento	WGZ 362 10
			3397	KZIS	
			6599 03 		362 10
			1599 03 	MF	362
			5599 03 	c/ Pré-Amortecimento	WGZ 362 10
			3397	KZIS	

				Referência i	Tipo  
---	---	---	---	---------------------	--

Volkswagen Caminhão

Constellation 17-250E / 17-260E





Cummins ISC Interact 6.0 Turbo / MWM 6.12 TCAE

	Todos PRODUTO ORIGINAL					
			6597			395 10
			1597		MF	395
			5597	HD	c/ Pré-Amortecimento	WGTZ 395 10
			3397		KZIS	
			6597 03	<input type="checkbox"/>		395 10
			1597 03	<input type="checkbox"/>	MF	395
			5597 03	<input type="checkbox"/> HD	c/ Pré-Amortecimento	WGTZ 395 10
			3397		KZIS	

Constellation 17-330 / 19-330 / 19-390 / 19-400









Cummins ISL9 Euro V

Cx. ZF 16S 1585TD

	Após 2012					
			6168			430 10
			1596		MFZ	430
			5596	HD	c/ Pré-Amortecimento	WGTZ 430 10
			3398		KZISZ	









Constellation 19-320E / 19-340E / 19-360E / 19-370E / 19-380E / 19-420E

International 9,3L / Cummins ISC/ISM Interact 6.0 Turbo / VWNGD370 Euro III

	Todos PRODUTO ORIGINAL					
			6596			430 10
			1596		MFZ	430
			5596	HD	c/ Pré-Amortecimento	WGTZ 430 10
			3396		KZISZ	
			6596 03	<input type="checkbox"/>		430 10
			1596 03	<input type="checkbox"/>	MFZ	430 10
			5596 03	<input type="checkbox"/> HD	c/ Pré-Amortecimento	WGTZ 430 10
			3396		KZISZ	

Constellation 23-260E / 24-250E / 24-260E





Cummins ISC Interact 6.0 Turbo / MWM 6.12 TCAE

	Todos					
			6597			395 10
			1597		MF	395
			5597	HD	c/ Pré-Amortecimento	WGTZ 395 10
			3397		KZIS	
			6597 03	<input type="checkbox"/>		395 10
			1597 03	<input type="checkbox"/>	MF	395
			5597 03	<input type="checkbox"/> HD	c/ Pré-Amortecimento	WGTZ 395 10
			3397		KZIS	









						Referência	i	Tipo		
---	---	---	---	---	---	-------------------	----------	-------------	---	---

Volkswagen Caminhão









Constellation 24-330 / 25-390 / 25-400

Cummins ISL9 Euro V		Cx. ZF 16S 1585TD	
	Após 2012		
		<ul style="list-style-type: none">  6168  1596  5596 HD c/ Pré-Amortecimento  3398 	<ul style="list-style-type: none"> 430 10 MFZ 430 WGTZ 430 10 KZISZ





Constellation 25-320E / 25-340E / 25-360E / 25-370E / 25-380E / 25-420E / 26-360E

International 9,3L / Cummins ISC/ISM Interact 6.0 Turbo / VWNGD370 Euro III			
	Todos		
	PRODUTO ORIGINAL		
		<ul style="list-style-type: none">  6596  1596  5596 HD c/ Pré-Amortecimento  3396  6596 03 <input type="checkbox"/>  1596 03 <input type="checkbox"/>  5596 03 <input type="checkbox"/> HD c/ Pré-Amortecimento  3396 	<ul style="list-style-type: none"> 430 10 MFZ 430 WGTZ 430 10 KZISZ 430 10 MFZ 430 10 WGTZ 430 10 KZISZ

Constellation 31-320E / 31-340E / 31-370E / 31-380E

International 9,3L / Cummins ISC/ISM Interact 6.0 Turbo / VWNGD370 Euro III			
	Todos		
	PRODUTO ORIGINAL		
		<ul style="list-style-type: none">  6596  1596  5596 HD c/ Pré-Amortecimento  3396  6596 03 <input type="checkbox"/>  1596 03 <input type="checkbox"/>  5596 03 <input type="checkbox"/> HD c/ Pré-Amortecimento  3396 	<ul style="list-style-type: none"> 430 10 MFZ 430 WGTZ 430 10 KZISZ 430 10 MFZ 430 10 WGTZ 430 10 KZISZ























































Constellation 31-330 / 31-390 / 31-400

Cummins ISL9 Euro V		Cx. ZF 16S 1585TD	
	Após 2012		
		<ul style="list-style-type: none">  6168  1596  5596 HD c/ Pré-Amortecimento  3398 	<ul style="list-style-type: none"> 430 10 MFZ 430 WGTZ 430 10 KZISZ























































Volkswagen Caminhão

Titan 18-310 / 23-310 / 26-310

Cummins 6 CT / CTAA com tubo guia

























	Todos		<table style="width: 100%; border-collapse: collapse;"> <tr><td style="width: 5%;"></td><td style="width: 15%;">6381</td><td style="width: 30%;"></td><td style="width: 10%;"></td><td style="width: 10%; text-align: right;">380</td><td style="width: 10%; text-align: right;">10</td></tr> <tr><td></td><td>1981</td><td></td><td>Platô c/ mancal</td><td>MFZ</td><td style="text-align: right;">380</td></tr> <tr><td></td><td>5080</td><td></td><td></td><td>GTZ</td><td style="text-align: right;">380 10</td></tr> <tr><td></td><td>6381 03</td><td></td><td></td><td></td><td style="text-align: right;">380 10</td></tr> <tr><td></td><td>1981 03</td><td></td><td>Platô c/ mancal</td><td>MFZ</td><td style="text-align: right;">380</td></tr> <tr><td></td><td>5080 03</td><td></td><td></td><td>GTZ</td><td style="text-align: right;">380 10</td></tr> <tr><td></td><td>6981 03</td><td></td><td></td><td></td><td style="text-align: right;">380 10</td></tr> <tr><td></td><td>1981 03</td><td></td><td>Platô c/ mancal</td><td>MFZ</td><td style="text-align: right;">380</td></tr> <tr><td></td><td>5380 03</td><td></td><td></td><td>GSZ</td><td style="text-align: right;">380 10</td></tr> <tr><td></td><td>1082 03</td><td></td><td></td><td>MFZ</td><td style="text-align: right;">380</td></tr> </table>		6381			380	10		1981		Platô c/ mancal	MFZ	380		5080			GTZ	380 10		6381 03				380 10		1981 03		Platô c/ mancal	MFZ	380		5080 03			GTZ	380 10		6981 03				380 10		1981 03		Platô c/ mancal	MFZ	380		5380 03			GSZ	380 10		1082 03			MFZ	380
	6381			380	10																																																										
	1981		Platô c/ mancal	MFZ	380																																																										
	5080			GTZ	380 10																																																										
	6381 03				380 10																																																										
	1981 03		Platô c/ mancal	MFZ	380																																																										
	5080 03			GTZ	380 10																																																										
	6981 03				380 10																																																										
	1981 03		Platô c/ mancal	MFZ	380																																																										
	5380 03			GSZ	380 10																																																										
	1082 03			MFZ	380																																																										

Cummins 6 CT / CTAA sem tubo guia

	Todos		<table style="width: 100%; border-collapse: collapse;"> <tr><td style="width: 5%;"></td><td style="width: 15%;">6382</td><td style="width: 30%;"></td><td style="width: 10%;"></td><td style="width: 10%; text-align: right;">380</td><td style="width: 10%; text-align: right;">10</td></tr> <tr><td></td><td>1982</td><td></td><td>Platô c/ mancal</td><td>MFZ</td><td style="text-align: right;">380</td></tr> <tr><td></td><td>5080</td><td></td><td></td><td>GTZ</td><td style="text-align: right;">380 10</td></tr> <tr><td></td><td>6382 03</td><td></td><td></td><td></td><td style="text-align: right;">380 10</td></tr> <tr><td></td><td>1982 03</td><td></td><td>Platô c/ mancal</td><td>MFZ</td><td style="text-align: right;">380</td></tr> <tr><td></td><td>5080 03</td><td></td><td></td><td>GTZ</td><td style="text-align: right;">380 10</td></tr> <tr><td></td><td>6982 03</td><td></td><td></td><td></td><td style="text-align: right;">380 10</td></tr> <tr><td></td><td>1982 03</td><td></td><td>Platô c/ mancal</td><td>MFZ</td><td style="text-align: right;">380</td></tr> <tr><td></td><td>5380 03</td><td></td><td></td><td>GSZ</td><td style="text-align: right;">380 10</td></tr> <tr><td></td><td>1082 03</td><td></td><td></td><td>MFZ</td><td style="text-align: right;">380</td></tr> </table>		6382			380	10		1982		Platô c/ mancal	MFZ	380		5080			GTZ	380 10		6382 03				380 10		1982 03		Platô c/ mancal	MFZ	380		5080 03			GTZ	380 10		6982 03				380 10		1982 03		Platô c/ mancal	MFZ	380		5380 03			GSZ	380 10		1082 03			MFZ	380
	6382			380	10																																																										
	1982		Platô c/ mancal	MFZ	380																																																										
	5080			GTZ	380 10																																																										
	6382 03				380 10																																																										
	1982 03		Platô c/ mancal	MFZ	380																																																										
	5080 03			GTZ	380 10																																																										
	6982 03				380 10																																																										
	1982 03		Platô c/ mancal	MFZ	380																																																										
	5380 03			GSZ	380 10																																																										
	1082 03			MFZ	380																																																										




























Worker 13-170E / 15-170E

Cummins ISB-4 Euro III Eletrônico

	Todos		<table style="width: 100%; border-collapse: collapse;"> <tr><td style="width: 5%;"></td><td style="width: 15%;"></td><td style="width: 30%;"></td><td style="width: 10%;"></td><td style="width: 10%; text-align: right;">350</td><td style="width: 10%; text-align: right;">10</td></tr> <tr><td></td><td>1548</td><td></td><td>Platô c/ mancal</td><td>MFZ</td><td style="text-align: right;">350</td></tr> <tr><td></td><td>5548</td><td>HD</td><td>c/ Pré-Amortecimento</td><td>WGZ</td><td style="text-align: right;">350 10</td></tr> <tr><td></td><td>6548 03</td><td></td><td></td><td></td><td style="text-align: right;">350 10</td></tr> <tr><td></td><td>1548 03</td><td></td><td>Platô c/ mancal</td><td>MFZ</td><td style="text-align: right;">350</td></tr> <tr><td></td><td>5548 03</td><td></td><td>c/ Pré-Amortecimento</td><td>WGZ</td><td style="text-align: right;">350 10</td></tr> </table>					350	10		1548		Platô c/ mancal	MFZ	350		5548	HD	c/ Pré-Amortecimento	WGZ	350 10		6548 03				350 10		1548 03		Platô c/ mancal	MFZ	350		5548 03		c/ Pré-Amortecimento	WGZ	350 10
				350	10																																		
	1548		Platô c/ mancal	MFZ	350																																		
	5548	HD	c/ Pré-Amortecimento	WGZ	350 10																																		
	6548 03				350 10																																		
	1548 03		Platô c/ mancal	MFZ	350																																		
	5548 03		c/ Pré-Amortecimento	WGZ	350 10																																		

Worker 13-180 / 15-180

MWM 6.10 TCA Euro II Mecânico











	Todos		<table style="width: 100%; border-collapse: collapse;"> <tr><td style="width: 5%;"></td><td style="width: 15%;"></td><td style="width: 30%;"></td><td style="width: 10%;"></td><td style="width: 10%; text-align: right;">350</td><td style="width: 10%; text-align: right;">10</td></tr> <tr><td></td><td>1579</td><td></td><td>Platô c/ mancal</td><td>MFZ</td><td style="text-align: right;">350</td></tr> <tr><td></td><td>5723</td><td></td><td></td><td>CZ</td><td style="text-align: right;">350 10</td></tr> <tr><td></td><td>6579 03</td><td></td><td></td><td></td><td style="text-align: right;">350 10</td></tr> <tr><td></td><td>1579 03</td><td></td><td>Platô c/ mancal</td><td>MFZ</td><td style="text-align: right;">350</td></tr> <tr><td></td><td>5723 03</td><td></td><td></td><td>CZ</td><td style="text-align: right;">350 10</td></tr> </table>					350	10		1579		Platô c/ mancal	MFZ	350		5723			CZ	350 10		6579 03				350 10		1579 03		Platô c/ mancal	MFZ	350		5723 03			CZ	350 10
				350	10																																		
	1579		Platô c/ mancal	MFZ	350																																		
	5723			CZ	350 10																																		
	6579 03				350 10																																		
	1579 03		Platô c/ mancal	MFZ	350																																		
	5723 03			CZ	350 10																																		

				Referência 	Tipo  
---	---	---	---	---	---

Volkswagen Caminhão












Worker 13-180E / 15-180E

MWM 4.12TCAE Euro III Eletrônico

	Todos 				
			6548		350 10
			1548	Platô c/ mancal	MFZ 350
			5548 HD	c/ Pré-Amortecimento	WGTZ 350 10
			6548 03 		350 10
			1548 03 	Platô c/ mancal	MFZ 350
			5548 03 	c/ Pré-Amortecimento	WGTZ 350 10



















Worker 13-190 / 15-190

Cummins 6BTAA Euro II Mecânico

















	Todos 				
			6579		350 10
			1579 	Platô c/ mancal	MFZ 350
			5723		CZ 350 10
			6579 03 		350 10
			1579 03 	Platô c/ mancal	MFZ 350
			5723 03 		CZ 350 10

Worker 17-210 / 17-220

Cummins 6BTAA Euro II Mecânico com tubo guia

	Todos				
			6379		380 10
			1979 	Platô c/ mancal	MFZ 380
			5080		GTZ 380 10
			6379 03 		380 10
			1979 03 	Platô c/ mancal	MFZ 380
			5080 03 		GTZ 380 10
			6979 03 		380 10
			1979 03 	Platô c/ mancal	MFZ 380
			5380 03 		GSZ 380 10
			1079 03 		MFZ 380

Cummins 6BTAA Euro II Mecânico sem tubo guia



	Todos				
			6378		380 10
			1978 	Platô c/ mancal	MFZ 380
			5080		GTZ 380 10
			6378 03 		380 10
			1978 03 	Platô c/ mancal	MFZ 380
			5080 03 		GTZ 380 10
			6978 03 		380 10
			1978 03 	Platô c/ mancal	MFZ 380
			5380 03 		GSZ 380 10

				Referência i	Tipo  
---	---	---	---	---------------------	--

Volkswagen Caminhão




























Worker 17-210 / 17-220

Cummins 6BTAA Euro II Mecânico sem tubo guia

	Todos				
			1079 03 	MFZ	380













Worker 17-250E

Cummins ISB-6 Euro III Eletrônico com tubo guia













	Todos				
	PRODUTO ORIGINAL				
			6381		380 10
			1981 	Platô c/ mancal	MFZ 380
			5080		GTZ 380 10
			6983		380 10
			1981 	Platô c/ mancal	MFZ 380
			5383 HD	c/ Pré-Amortecimento	WGTZ 380 10
			5083	c/ Pré-Amortecimento	WGTZ 380 10
			6381 03 		380 10
			1981 03 	Platô c/ mancal	MFZ 380
			5080 03 		GTZ 380 10
			6983 03 		380 10
			1981 03 	Platô c/ mancal	MFZ 380
			5383 03 	c/ Pré-Amortecimento	WGTZ 380 10
			1082 03 		MFZ 380
			1981 03 	Platô c/ mancal	MFZ 380
			5083 03 	c/ Pré-Amortecimento	WGTZ 380 10

Worker 17-310 / 18-310

Cummins 6BTAA Euro II Mecânico com tubo guia

	Todos				
			6983		380 10
			1981 	Platô c/ mancal	MFZ 380
			5383 HD	c/ Pré-Amortecimento	WGTZ 380 10
			6983 03 		380 10
			1981 03 	Platô c/ mancal	MFZ 380
			5383 03 	c/ Pré-Amortecimento	WGTZ 380 10
			1082 03 		MFZ 380

Cummins 6BTAA Euro II Mecânico sem tubo guia













	Todos				
			6984		380 10
			1982 	Platô c/ mancal	MFZ 380
			5383 HD	c/ Pré-Amortecimento	WGTZ 380 10
			6984 03 		380 10
			1982 03 	Platô c/ mancal	MFZ 380
			5383 03 	c/ Pré-Amortecimento	WGTZ 380 10
			1082 03 		MFZ 380

				Referência 	Tipo  
---	---	---	---	---	---













Volkswagen Caminhão

Worker 24-210 / 26-310

Cummins 6BTAA Euro II Mecânico com tubo guia



















	Todos					
	6983					380 10
	1981		Platô c/ mancal	MFZ		380
	5383	HD	c/ Pré-Amortecimento	WGTZ		380 10
	6983 03					380 10
	1981 03		Platô c/ mancal	MFZ		380
	5383 03	 HD	c/ Pré-Amortecimento	WGTZ		380 10
	1082 03			MFZ		380

Cummins 6BTAA Euro II Mecânico sem tubo guia

















	Todos					
	6984					380 10
	1982		Platô c/ mancal	MFZ		380
	5383	HD	c/ Pré-Amortecimento	WGTZ		380 10
	6984 03					380 10
	1982 03		Platô c/ mancal	MFZ		380
	5383 03	 HD	c/ Pré-Amortecimento	WGTZ		380 10
	1082 03			MFZ		380

Worker 24-220 / 26-220 / 26-260

Cummins 6BTAA Euro II Mecânico com tubo guia

	Todos					
	6381					380 10
	1981		Platô c/ mancal	MFZ		380
	5080			GTZ		380 10
	6381 03					380 10
	1981 03		Platô c/ mancal	MFZ		380
	5080 03			GTZ		380 10
	6981 03					380 10
	1981 03		Platô c/ mancal	MFZ		380
	5380 03			GSZ		380 10
	1082 03			MFZ		380

Cummins 6BTAA Euro II Mecânico sem tubo guia



	Todos					
	6382					380 10
	1982		Platô c/ mancal	MFZ		380
	5080			GTZ		380 10
	6382 03					380 10
	1982 03		Platô c/ mancal	MFZ		380
	5080 03			GTZ		380 10
	6982 03					380 10
	1982 03		Platô c/ mancal	MFZ		380
	5380 03			GSZ		380 10

				Referência i	Tipo  
---	---	---	---	----------------------------	---

Volkswagen Caminhão




















Worker 24-220 / 26-220 / 26-260

Cummins 6BTAA Euro II Mecânico sem tubo guia

	Todos				
			1082 03 		MFZ 380



















Worker 24-250E / 26-260E

MWM 6.12 TCAE Euro III Eletrônico com tubo guia



















	Todos				
			6983		380 10
			1981 	Platô c/ mancal	MFZ 380
			5383 HD	c/ Pré-Amortecimento	WGTZ 380 10
			1981 	Platô c/ mancal	MFZ 380
			5083	c/ Pré-Amortecimento	WGTZ 380 10
			6983 03 		380 10
			1981 03 	Platô c/ mancal	MFZ 380
			5383 03 	c/ Pré-Amortecimento	WGTZ 380 10
			1082 03 		MFZ 380
			1981 03 	Platô c/ mancal	MFZ 380
			5083 03 	c/ Pré-Amortecimento	WGTZ 380 10

Worker 31-260

Cummins 6BTAA Euro II Mecânico com tubo guia

	Todos				
			6381		380 10
			1981 	Platô c/ mancal	MFZ 380
			5080		GTZ 380 10
			6381 03 		380 10
			1981 03 	Platô c/ mancal	MFZ 380
			5080 03 		GTZ 380 10
			6981 03 		380 10
			1981 03 	Platô c/ mancal	MFZ 380
			5380 03 		GSZ 380 10
			1082 03 		MFZ 380

Cummins 6BTAA Euro II Mecânico sem tubo guia









	Todos				
			6382		380 10
			1982 	Platô c/ mancal	MFZ 380
			5080		GTZ 380 10
			6382 03 		380 10
			1982 03 	Platô c/ mancal	MFZ 380
			5080 03 		GTZ 380 10
			6982 03 		380 10
			1982 03 	Platô c/ mancal	MFZ 380
			5380 03 		GSZ 380 10
			1082 03 		MFZ 380

				Referência 	Tipo  
---	---	---	---	---	---

Volkswagen Caminhão










Worker 31-260E

Cummins ISB-6 / MWM 6.12 TCAE Euro III Eletrônico com tubo guia










	Todos				
	1981		Platô c/ mancal	MFZ	380
	5083		c/ Pré-Amortecimento	WGTZ	380 10
	1082 03			MFZ	380
	1981 03		Platô c/ mancal	MFZ	380
	5083 03		c/ Pré-Amortecimento	WGTZ	380 10

Worker 31-310

Cummins 6BTAA Euro II Mecânico com tubo guia

	Todos				
	6983				380 10
	1981		Platô c/ mancal	MFZ	380
	5383	HD	c/ Pré-Amortecimento	WGTZ	380 10
	6983 03				380 10
	1981 03		Platô c/ mancal	MFZ	380
	5383 03	HD	c/ Pré-Amortecimento	WGTZ	380 10
	1082 03			MFZ	380

Cummins 6BTAA Euro II Mecânico sem tubo guia









	Todos				
	6984				380 10
	1982		Platô c/ mancal	MFZ	380
	5383	HD	c/ Pré-Amortecimento	WGTZ	380 10
	6984 03				380 10
	1982 03		Platô c/ mancal	MFZ	380
	5383 03	HD	c/ Pré-Amortecimento	WGTZ	380 10
	1082 03			MFZ	380

Volkswagen Microônibus

8-120 OD

MWM D 4.10 TB Euro III













Cx. ZF S 5-420

	2003 até 2012				
	6142				325 10
	1085			MF	330
	5293			CB	325 10
	3367			KZIS	
	6142 03				325 10
	1585 03			MF	330
	5293 03			CB	325 10
	3367			KZIS	









				Referência i	Tipo  
---	---	---	---	---------------------	--









Volkswagen Microônibus

8-140 / 8-150 / 9-150 / 9-150 OD / CO

MWM 4.10 TCA Mecânico		Cx. ZF/Eaton	
	Todos		
		<ul style="list-style-type: none">  6085 330 10  1085 MF 330  5086 HD c/ Pré-Amortecimento WGYZ 330 10  3367 KZIS  6161 330 10  1085 MF 330  5587 GTZ 330 10  3367 KZIS  6085 03 <input type="checkbox"/> 330 10  1585 03 <input type="checkbox"/> MF 330  5585 03 <input type="checkbox"/> c/ Pré-Amortecimento WGYZ 330 10  3367 KZIS 	

8150 EOD / 9150 EOD

Cummins Interact 4.0 Eletrônico			
	Após 2004		
		<ul style="list-style-type: none">  6585 330 10  1085 MF 330  5086 HD c/ Pré-Amortecimento WGYZ 330 10  3373 KZISZ  6585 03 <input type="checkbox"/> 330 10  1585 03 <input type="checkbox"/> MF 330  5585 03 <input type="checkbox"/> c/ Pré-Amortecimento WGYZ 330 10  3373 KZISZ 	

MWM 4.12 TCAE Eletrônico		Cx. ZF/Eaton	
	Após 2004		
		<ul style="list-style-type: none">  6085 330 10  1085 MF 330  5086 HD c/ Pré-Amortecimento WGYZ 330 10  3367 KZIS  6085 03 <input type="checkbox"/> 330 10  1585 03 <input type="checkbox"/> MF 330  5585 03 <input type="checkbox"/> c/ Pré-Amortecimento WGYZ 330 10  3367 KZIS 	





				Referência 	Tipo  
---	---	---	---	---	---

Volkswagen Microônibus

8-160 OD / 9-160 OD

Cummins ISF 3.8L Euro V













ZF S5420HD

	Após 2012				
			6126		330 10
			1085	MF	330
			5086 HD	c/ Pré-Amortecimento	WGZ 330 10
			3040	KZI3	

Volkswagen Ônibus

15 180 EOD / 15 190 EOD




MWM 4.12 TCE / 6.12 TCAE Eletrônico com tubo guia

	Todos				
	PRODUTO ORIGINAL				
			6987		380 10
			1981 	Platô c/ mancal	MFZ 380
			5385 HD	c/ Pré-Amortecimento	WGZ 380 10
			6987 03 		380 10
			1981 03 	Platô c/ mancal	MFZ 380
			5385 03 	c/ Pré-Amortecimento	WGZ 380 10
			1082 03 		MFZ 380

15 190 EOD

























MWM 4 Cilindros 4,8L Euro III

Cx. ZF 6S 1010 BO - Transmissão Mecânica

	Todos				
	PRODUTO ORIGINAL				
			6414 		395 10
			6414 03 		395 10

16 210 OD / 17 210 OD

MWM 6.10 com tubo guia


















	Todos				
	PRODUTO ORIGINAL				
			6379		380 10
			1979 	Platô c/ mancal	MFZ 380
			5080		GTZ 380 10
			6381		380 10
			1981 	Platô c/ mancal	MFZ 380
			5080		GTZ 380 10
			6983		380 10
			1981 	Platô c/ mancal	MFZ 380
			5383 HD	c/ Pré-Amortecimento	WGZ 380 10
			6379 03 		380 10
			1979 03 	Platô c/ mancal	MFZ 380
			5080 03 		GTZ 380 10
			6381 03 		380 10
			1981 03 	Platô c/ mancal	MFZ 380
			5080 03 		GTZ 380 10

				Referência i	Tipo  
---	---	---	---	---------------------	--

Volkswagen Ônibus

16 210 OD / 17 210 OD






MWM 6.10 com tubo guia

	Todos PRODUTO ORIGINAL				
		6981 03 			380 10
		1981 03  	Platô c/ mancal	MFZ	380
		5380 03 		GSZ	380 10
		6983 03 			380 10
		1981 03  	Platô c/ mancal	MFZ	380
		5383 03  HD	c/ Pré-Amortecimento	WGTZ	380 10
		1082 03  		MFZ	380

16 260 EOT








































MWM ACETON 6.12 TCAE

Cx. ZF AS 1010BO - Transmissão Automatizada

	Após 01/10 PRODUTO ORIGINAL				
		6895 			395 10
		6895 03  			395 10

17 210 EOD / 17 230 EOD






MWM 4.12 TCE / 6.12 TCAE Eletrônico com tubo guia

	Todos PRODUTO ORIGINAL				
		6381			380 10
		1981  	Platô c/ mancal	MFZ	380
		5080		GTZ	380 10
		6983			380 10
		1981  	Platô c/ mancal	MFZ	380
		5383 HD	c/ Pré-Amortecimento	WGTZ	380 10
		6987			380 10
		1981  	Platô c/ mancal	MFZ	380
		5385 HD	c/ Pré-Amortecimento	WGTZ	380 10
		6381 03 			380 10
		1981 03  	Platô c/ mancal	MFZ	380
		5080 03 		GTZ	380 10
		6983 03 			380 10
		1981 03  	Platô c/ mancal	MFZ	380
		5383 03  HD	c/ Pré-Amortecimento	WGTZ	380 10
		6987 03 			380 10
		1981 03  	Platô c/ mancal	MFZ	380
		5385 03  HD	c/ Pré-Amortecimento	WGTZ	380 10
		1082 03  		MFZ	380

17 230 EOD

MWM 6 Cilindros 7,2L Euro III

Cx. ZF 6S 1010 BO - Transmissão Mecânica

	Todos PRODUTO ORIGINAL				
		6414 			395 10
		6414 03  			395 10




				Referência 	Tipo  
---	---	---	---	---	---

Volkswagen Ônibus

17 230 EOD














MWM ACETON 6.12 TCAE

Cx. ZF AS 1010BO - Transmissão Automatizada

	Após 01/10 PRODUTO ORIGINAL				
			6795 ■		395 10
			6795 03 □■		395 10
			3344		KZIS4

17 240 OT / 17 260 EOT


MWW 6.10 / MWM 4.12 TCE / 6.12 TCAE com tubo guia

	Todos PRODUTO ORIGINAL				
			6381		380 10
			1981 ⇄	Platô c/ mancal	MFZ 380
			5080		GTZ 380 10
			6983		380 10
			1981 ⇄	Platô c/ mancal	MFZ 380
			5383 HD	c/ Pré-Amortecimento	WGTZ 380 10
			5083	c/ Pré-Amortecimento	WGTZ 380 10
			6381 03 □		380 10
			1981 03 □⇄	Platô c/ mancal	MFZ 380
			5080 03 □		GTZ 380 10
			1082 03 □●		MFZ 380
			1981 03 □⇄	Platô c/ mancal	MFZ 380
			5083 03 □	c/ Pré-Amortecimento	WGTZ 380 10

17 260 EOT








MWM ACETON 6.12 TCAE

ZF AS 1010BO

	Após 2010				
			3344		KZIS4




18 310 OT

MWW 6.10 com tubo guia

	Todos PRODUTO ORIGINAL				
			6983		380 10
			1981 ⇄	Platô c/ mancal	MFZ 380
			5383 HD	c/ Pré-Amortecimento	WGTZ 380 10
			6983 03 □		380 10
			1981 03 □⇄	Platô c/ mancal	MFZ 380
			5383 03 □HD	c/ Pré-Amortecimento	WGTZ 380 10
			1082 03 □●		MFZ 380

18 320 EOT

Cummins ISC 8.3 Eletrônico







	Todos				
			6395		395 10
			1395	Platô c/ mancal	GMFZ 395
			5295 HD	c/ Pré-Amortecimento	WGTZ 395 10

			  	Referência i	Tipo  
---	---	---	---	---------------------	--

Volkswagen Ônibus

18 320 EOT

Cummins ISC 8.3 Eletrônico

	Todos				
			6395 03 		395 10
			1395 03 	Platô c/ mancal	GMFZ 395
			5295 03  HD	c/ Pré-Amortecimento	WGTZ 395 10

Volvo Yanmar

AGCO
MF | Maxion
Valtra
Valmet

Agrale

CBT
Empilhadoras

Ford

General Motors

Iveco

John Deere
Masera

Mercedes-Benz

New Holland
Randon

Scania
Terex










Volkswagen

Volvo
Yanmar







				Referência i	Tipo  
---	---	---	---	---------------------	--

Volvo Caminhão








FH / FM 12 4x2 / 6x2 Globetrotter

D12D		Cx. ZF
	Até 2002	
		<ul style="list-style-type: none">  1518 MFZ 430  1555 Platô c/ mancal MFZ 430  5655 GTZ 430 10  5697 c/ Pré-Amortecimento WGTZ 430 10  1518 03 <input type="checkbox"/> MFZ 430  1555 03 <input type="checkbox"/> Platô c/ mancal MFZ 430  5655 03 <input type="checkbox"/> GTZ 430 10  5697 03 <input type="checkbox"/> c/ Pré-Amortecimento WGTZ 430 10  3308 KZIZ









FH / FM 13 4x2

D13 A 400 / 440 / 480 / 520		VT 2214 B / VT 2514 B
	Após 01/07	
		<ul style="list-style-type: none">  6413 430 24  1413 Platô c/ mancal MFZ 430  5012 WGTZ 430 24  6413 03 <input type="checkbox"/> 430 24  1413 03 <input type="checkbox"/> Platô c/ mancal MFZ 430  5413 03 <input type="checkbox"/> HD c/ Pré-Amortecimento WGTZ 430 24

FH 12 4x2

D12D		Cx. VT 2214B / 2412B / 2514B
	Todos	
		<ul style="list-style-type: none">  1498 Platô c/ mancal MFZ 430  1518 MFZ 430  5698 c/ Pré-Amortecimento WGTZ 430 24  1498 03 <input type="checkbox"/> Platô c/ mancal MFZ 430  1518 03 <input type="checkbox"/> MFZ 430  5698 03 <input type="checkbox"/> c/ Pré-Amortecimento WGTZ 430 24  3363 KZIZ

FH 12 6x4 Globetrotter









D12D		Cx. VT 2214B / 2514B
	Após 2003	
		<ul style="list-style-type: none">  6741 400 24  7741 Platô c/ mancal MFZ2 400  5583 Disco Externo WGTZ 400 24  3060 KZIZ  7741 <input checked="" type="checkbox"/> Platô c/ mancal MFZ2 400  5584 Disco Interno GTZ 400 24  5583 Disco Externo WGTZ 400 24  3060 KZIZ

				Referência 	Tipo  
---	---	---	---	---	---




















Volvo Caminhão

FH 12 6x4 Globetrotter

D12D Cx. VT 2214B / 2514B

		Após 2003				
				6741 03 <input type="checkbox"/>		400 24
				7741 03 <input type="checkbox"/>	MFZ2	400
				5583 03 <input type="checkbox"/>	Disco Externo	WGTZ 400 24
				3060	KZIZ	
				7741 03 <input type="checkbox"/> <input checked="" type="checkbox"/>		MFZ2 400
				5584 03 <input type="checkbox"/>	Disco Interno	GTZ 400 24
				5583 03 <input type="checkbox"/>	Disco Externo	WGTZ 400 24
				3060	KZIZ	












D12D Cx. ZF - ZT1816 / SR1900

		01/00 até 12/02				
				6734		380 10
				7734	Platô c/ mancal	GMFZ2 380
				5692	Disco Externo	WGVZ 380 10
				3060	KZIZ	
				6734 03 <input type="checkbox"/>		380 10
				7734 03 <input type="checkbox"/>	Platô c/ mancal	GMFZ2 380
				5692 03 <input type="checkbox"/>	Disco Externo	WGVZ 380 10
				3060	KZIZ	
				7734 <input checked="" type="checkbox"/>	Platô c/ mancal	GMFZ2 380
				5706	Disco Interno	GVZ 380 10
				5692	Disco Externo	WGVZ 380 10
				3060	KZIZ	
				7034 03 <input type="checkbox"/> <input checked="" type="checkbox"/>		GMFZ2 380
				5706 03 <input type="checkbox"/>	Disco Interno	GTZ 380 10
				5692 03 <input type="checkbox"/>	Disco Externo	WGVZ 380 10
				7734 03 <input type="checkbox"/> <input checked="" type="checkbox"/>	Platô c/ mancal	GMFZ2 380
				5706 03 <input type="checkbox"/>	Disco Interno	GTZ 380 10
				5692 03 <input type="checkbox"/>	Disco Externo	WGVZ 380 10
				3060	KZIZ	




				Referência 	Tipo  
---	---	---	---	---	---

Volvo Caminhão




FH 12 6x4 Globetrotter

D12D		Cx. ZF - ZT1816/SR1900			
	Até 1999				
			7728 03 <input type="checkbox"/> <input checked="" type="checkbox"/>		GMFZ2 380
			5396 03 <input type="checkbox"/>	Disco Externo	GVZ 380 10
			5395 03 <input type="checkbox"/>	Disco Interno	GVZ 380 10
			7733 <input checked="" type="checkbox"/>	Platô c/ mancal	GMFZ2 380
			5396 HD	Disco Externo	GVZ 380 10
			5395 HD	Disco Interno	GVZ 380 10
			3060		KZIZ
			7733 03 <input type="checkbox"/> <input checked="" type="checkbox"/>	Platô c/ mancal	GMFZ2 380
			5396 03 <input type="checkbox"/>	Disco Externo	GVZ 380 10
			5395 03 <input type="checkbox"/>	Disco Interno	GVZ 380 10
			3060		KZIZ








FH 400 / 440 / 480 / 520 / 4x2 T / 6x2 T / 6x4 T

D13A		AT2512C I-SHIFT - Transmissão Automatizada			
	Todos				
			1713		MF 430
			5012		WGTZ 430 24
D13A		I-Shift			
	Todos				
			3315		CSC

FM 11 4x2 T / 6x2 T

D11A		AT2512C I-SHIFT - Transmissão Automatizada			
	Todos				
			1713		MF 430
			5012		WGTZ 430 24
D13A		I-Shift			
	Todos				
			3315		CSC










FM 12 4x2 / 6x2

D12D		Cx. VT 2214B / 2514B			
	Após 2003				
			1498	Platô c/ mancal	MFZ 430
			1518		MFZ 430
			5698	c/ Pré-Amortecimento	WGTZ 430 24
			1498 03 <input type="checkbox"/>	Platô c/ mancal	MFZ 430
			1518 03 <input type="checkbox"/>		MFZ 430
			5698 03 <input type="checkbox"/>	c/ Pré-Amortecimento	WGTZ 430 24
			3363		KZIZ








				Referência 	Tipo  
---	---	---	---	---	---

Volvo Caminhão




















FM 12 4x2 / 6x2

D12D					Cx. ZF
	Após 2003				
			1518		MFZ 430
			1555	Platô c/ mancal	MFZ 430
			5655		GTZ 430 10
			5697	c/ Pré-Amortecimento	WGTZ 430 10
			1518 03 <input type="checkbox"/>		MFZ 430
			1555 03 <input type="checkbox"/>	Platô c/ mancal	MFZ 430
			5655 03 <input type="checkbox"/>		GTZ 430 10
			5697 03 <input type="checkbox"/>	c/ Pré-Amortecimento	WGTZ 430 10
			3308		KZIZ

FM 12 4x2 / 6x2 Globetrotter

D12D					Cx. VT 2214B / 2514B
	Até 2002				
			1498	Platô c/ mancal	MFZ 430
			1518		MFZ 430
			5698	c/ Pré-Amortecimento	WGTZ 430 24
			1498 03 <input type="checkbox"/>	Platô c/ mancal	MFZ 430
			1518 03 <input type="checkbox"/>		MFZ 430
			5698 03 <input type="checkbox"/>	c/ Pré-Amortecimento	WGTZ 430 24
			3363		KZIZ

FM 12 6x4 Globetrotter

D12D					
	Após 2000				
			6734		380 10
			7734	Platô c/ mancal	GMFZ2 380
			5692	Disco Externo	WGVZ 380 10
			3060		KZIZ
			6734 03 <input type="checkbox"/>		380 10
			7734 03 <input type="checkbox"/>	Platô c/ mancal	GMFZ2 380
			5692 03 <input type="checkbox"/>	Disco Externo	WGVZ 380 10
			3060		KZIZ
			7734 <input type="checkbox"/>	Platô c/ mancal	GMFZ2 380
			5706	Disco Interno	GVZ 380 10
			5692	Disco Externo	WGVZ 380 10
			3060		KZIZ
			7034 03 <input type="checkbox"/>		GMFZ2 380
			5706 03 <input type="checkbox"/>	Disco Interno	GTZ 380 10
			5692 03 <input type="checkbox"/>	Disco Externo	WGVZ 380 10
			7734 03 <input type="checkbox"/>	Platô c/ mancal	GMFZ2 380
			5706 03 <input type="checkbox"/>	Disco Interno	GTZ 380 10
			5692 03 <input type="checkbox"/>	Disco Externo	WGVZ 380 10
			3060		KZIZ



Referência



Tipo



Volvo Caminhão

FM 12 6x4 Globetrotter

D12D

	Até 1999			
			7728 03 <input type="checkbox"/> <input checked="" type="checkbox"/>	GMFZ2 380
			5396 03 <input type="checkbox"/> Disco Externo	GVZ 380 10
			5395 03 <input type="checkbox"/> Disco Interno	GVZ 380 10
			7733 <input checked="" type="checkbox"/> Platô c/ mancal	GMFZ2 380
			5396 HD Disco Externo	GVZ 380 10
			5395 HD Disco Interno	GVZ 380 10
			3060	KZIZ
			7733 03 <input type="checkbox"/> <input checked="" type="checkbox"/> Platô c/ mancal	GMFZ2 380
			5396 03 <input type="checkbox"/> Disco Externo	GVZ 380 10
			5395 03 <input type="checkbox"/> Disco Interno	GVZ 380 10
			3060	KZIZ

D12D

Cx. VT 2214B / 2514B

	Após 2003			
			6741	400 24
			7741 Platô c/ mancal	MFZ2 400
			5583 Disco Externo	WGTZ 400 24
			3060	KZIZ
			7741 <input checked="" type="checkbox"/> Platô c/ mancal	MFZ2 400
			5584 Disco Interno	GTZ 400 24
			5583 Disco Externo	WGTZ 400 24
			3060	KZIZ
			6741 03 <input type="checkbox"/>	400 24
			7741 03 <input type="checkbox"/>	MFZ2 400
			5583 03 <input type="checkbox"/> Disco Externo	WGTZ 400 24
			3060	KZIZ
			7741 03 <input type="checkbox"/> <input checked="" type="checkbox"/> Platô c/ mancal	MFZ2 400
			5584 03 <input type="checkbox"/> Disco Interno	GTZ 400 24
			5583 03 <input type="checkbox"/> Disco Externo	WGTZ 400 24
			3060	KZIZ



Referência



Tipo



Volvo Caminhão

FM 12 6x4 Globetrotter

D12D

Cx. ZF

	Após 2003					
			7740 <input checked="" type="checkbox"/>	Platô c/ mancal	MFZ2	400
			5177	Disco Interno	GTZ	400 10
			5176	Disco Externo	WGTZ	400 10
			3060		KZIZ	
			6740 03 <input type="checkbox"/>			400 10
			7740 03 <input type="checkbox"/>		MFZ2	400
			5576 03 <input type="checkbox"/>	Disco Externo	WGTZ	400 10
			3060		KZIZ	
			7740 03 <input type="checkbox"/>		MFZ2	400
			5577 03 <input type="checkbox"/>	Disco Interno	GTZ	400 10
			5576 03 <input type="checkbox"/>	Disco Externo	WGTZ	400 10
			3060		KZIZ	

FM 400 6x4 / 8x4 Rígido / 6x4 Trator

D13A

















Cx. VT 2214 B (400 CV)

	Após 2006					
			6741			400 24
			7741	Platô c/ mancal	MFZ2	400
			5583	Disco Externo	WGTZ	400 24
			3060		KZIZ	
			7741 <input checked="" type="checkbox"/>	Platô c/ mancal	MFZ2	400
			5584	Disco Interno	GTZ	400 24
			5583	Disco Externo	WGTZ	400 24
			3060		KZIZ	
			6741 03 <input type="checkbox"/>			400 24
			7741 03 <input type="checkbox"/>		MFZ2	400
			5583 03 <input type="checkbox"/>	Disco Externo	WGTZ	400 24
			3060		KZIZ	
			7741 03 <input type="checkbox"/>		MFZ2	400
			5584 03 <input type="checkbox"/>	Disco Interno	GTZ	400 24
			5583 03 <input type="checkbox"/>	Disco Externo	WGTZ	400 24
			3060		KZIZ	

















				Referência 	Tipo  
---	---	---	---	---	---

Volvo Caminhão


FM 440 6x4 / 8x4 Rígido / 6x4 Trator

D13A			Cx. VT 2514 B (440 CV)
	Após 2006		
		<ul style="list-style-type: none">  6741  7741 Platô c/ mancal MFZ2 400  5583 Disco Externo WGTZ 400 24  3060 KZIZ  7741 <input checked="" type="checkbox"/> Platô c/ mancal MFZ2 400  5584 Disco Interno GTZ 400 24  5583 Disco Externo WGTZ 400 24  3060 KZIZ  6741 03 <input type="checkbox"/> 400 24  7741 03 <input type="checkbox"/> MFZ2 400  5583 03 <input type="checkbox"/> Disco Externo WGTZ 400 24  3060 KZIZ  7741 03 <input type="checkbox"/> <input checked="" type="checkbox"/> MFZ2 400  5584 03 <input type="checkbox"/> Disco Interno GTZ 400 24  5583 03 <input type="checkbox"/> Disco Externo WGTZ 400 24  3060 KZIZ 	

FM 480 6x4 / 8x4 Rígido / 6x4 Trator

D13A			Cx. VT 2514 B (480 CV)
	Após 2006		
		<ul style="list-style-type: none">  6741  7741 Platô c/ mancal MFZ2 400  5583 Disco Externo WGTZ 400 24  3060 KZIZ  7741 <input checked="" type="checkbox"/> Platô c/ mancal MFZ2 400  5584 Disco Interno GTZ 400 24  5583 Disco Externo WGTZ 400 24  3060 KZIZ  6741 03 <input type="checkbox"/> 400 24  7741 03 <input type="checkbox"/> MFZ2 400  5583 03 <input type="checkbox"/> Disco Externo WGTZ 400 24  3060 KZIZ  7741 03 <input type="checkbox"/> <input checked="" type="checkbox"/> MFZ2 400  5584 03 <input type="checkbox"/> Disco Interno GTZ 400 24  5583 03 <input type="checkbox"/> Disco Externo WGTZ 400 24  3060 KZIZ 	

N 10







TD 100 A / G			
	01/80 até 12/84		
		<ul style="list-style-type: none">  3386 	

				Referência 	Tipo  
---	---	---	---	---	---




Volvo Caminhão

N 10







TD 100 G / XH TD 101 G

	01/85 até 12/86		<ul style="list-style-type: none">  7704 <input checked="" type="checkbox"/> Platô de alavanca GF2 350  5104 Disco Externo GTZ 350 10  5103 Disco Interno GTZ 350 10  7704 03 <input type="checkbox"/> <input checked="" type="checkbox"/> Platô de alavanca GF2 350  5304 03 <input type="checkbox"/> Disco Externo GSZ 350 10  5303 03 <input type="checkbox"/> Disco Interno GSZ 350 10
--	-----------------	--	--

XHT TD 101 F




	Até 1988		<ul style="list-style-type: none">  7705 03 <input type="checkbox"/> <input checked="" type="checkbox"/> Platô de alavanca GF2 380  5304 03 <input type="checkbox"/> Disco Externo GSZ 350 10  5303 03 <input type="checkbox"/> Disco Interno GSZ 350 10
--	----------	--	--




XHT TD 101 G

	01/87 até 12/88		<ul style="list-style-type: none">  7704 <input checked="" type="checkbox"/> Platô de alavanca GF2 350  5104 Disco Externo GTZ 350 10  5103 Disco Interno GTZ 350 10  7704 03 <input type="checkbox"/> <input checked="" type="checkbox"/> Platô de alavanca GF2 350  5304 03 <input type="checkbox"/> Disco Externo GSZ 350 10  5303 03 <input type="checkbox"/> Disco Interno GSZ 350 10
--	-----------------	--	--

N 12








TD 120/121 G










	01/87 até 12/88		<ul style="list-style-type: none">  7705 03 <input type="checkbox"/> <input checked="" type="checkbox"/> Platô de alavanca GF2 380  5304 03 <input type="checkbox"/> Disco Externo GSZ 350 10  5303 03 <input type="checkbox"/> Disco Interno GSZ 350 10
--	-----------------	--	--

			  	Referência i	Tipo  
---	---	---	---	----------------------------	---








Volvo Caminhão










NH 12 4x2 / 6x2

D12D		Cx. VT 2214B / 2514B
	Após 2003	
		<ul style="list-style-type: none">  1498 Platô c/ mancal MFZ 430  1518 MFZ 430  5698 c/ Pré-Amortecimento WGTZ 430 24  1498 03 <input type="checkbox"/> Platô c/ mancal MFZ 430  1518 03 <input type="checkbox"/> MFZ 430  5698 03 <input type="checkbox"/> c/ Pré-Amortecimento WGTZ 430 24  3363 KZIZ

D12D		Cx. ZF
	Todos	
		<ul style="list-style-type: none">  1518 MFZ 430  1555 Platô c/ mancal MFZ 430  5655 GTZ 430 10  5697 c/ Pré-Amortecimento WGTZ 430 10  1518 03 <input type="checkbox"/> MFZ 430  1555 03 <input type="checkbox"/> Platô c/ mancal MFZ 430  5655 03 <input type="checkbox"/> GTZ 430 10  5697 03 <input type="checkbox"/> c/ Pré-Amortecimento WGTZ 430 10  3308 KZIZ

NH 12 4x2 / 6x2 Globetrotter

D12D		Cx. VT 2214B / 2514B
	Até 2002	
		<ul style="list-style-type: none">  1498 Platô c/ mancal MFZ 430  1518 MFZ 430  5698 c/ Pré-Amortecimento WGTZ 430 24  1498 03 <input type="checkbox"/> Platô c/ mancal MFZ 430  1518 03 <input type="checkbox"/> MFZ 430  5698 03 <input type="checkbox"/> c/ Pré-Amortecimento WGTZ 430 24  3363 KZIZ

D12D		Cx. ZF
	Todos	
		<ul style="list-style-type: none">  1518 MFZ 430  1555 Platô c/ mancal MFZ 430  5655 GTZ 430 10  5697 c/ Pré-Amortecimento WGTZ 430 10  1518 03 <input type="checkbox"/> MFZ 430  1555 03 <input type="checkbox"/> Platô c/ mancal MFZ 430  5655 03 <input type="checkbox"/> GTZ 430 10  5697 03 <input type="checkbox"/> c/ Pré-Amortecimento WGTZ 430 10  3308 KZIZ



Referência



Tipo



Volvo Caminhão

NH 12 6x4

D 12 A 420 CV

	Até 1999			
			7728 03 <input type="checkbox"/> <input checked="" type="checkbox"/>	GMFZ2 380
			5396 03 <input type="checkbox"/> Disco Externo	GVZ 380 10
			5395 03 <input type="checkbox"/> Disco Interno	GVZ 380 10
			7733 <input checked="" type="checkbox"/> Platô c/ mancal	GMFZ2 380
			5396 HD Disco Externo	GVZ 380 10
			5395 HD Disco Interno	GVZ 380 10
			3060	KZIZ
			7733 03 <input type="checkbox"/> <input checked="" type="checkbox"/> Platô c/ mancal	GMFZ2 380
			5396 03 <input type="checkbox"/> Disco Externo	GVZ 380 10
			5395 03 <input type="checkbox"/> Disco Interno	GVZ 380 10
			3060	KZIZ

NH 12 6x4 Globetrotter

	Após 2000			
			6734	380 10
			7734 Platô c/ mancal	GMFZ2 380
			5692 Disco Externo	WGVZ 380 10
			3060	KZIZ
			6734 03 <input type="checkbox"/>	380 10
			7734 03 <input type="checkbox"/> Platô c/ mancal	GMFZ2 380
			5692 03 <input type="checkbox"/> Disco Externo	WGVZ 380 10
			3060	KZIZ
			7734 <input checked="" type="checkbox"/> Platô c/ mancal	GMFZ2 380
			5706 Disco Interno	GVZ 380 10
			5692 Disco Externo	WGVZ 380 10
			3060	KZIZ
			7034 03 <input type="checkbox"/> <input checked="" type="checkbox"/>	GMFZ2 380
			5706 03 <input type="checkbox"/> Disco Interno	GTZ 380 10
			5692 03 <input type="checkbox"/> Disco Externo	WGVZ 380 10
			7734 03 <input type="checkbox"/> <input checked="" type="checkbox"/> Platô c/ mancal	GMFZ2 380
			5706 03 <input type="checkbox"/> Disco Interno	GTZ 380 10
			5692 03 <input type="checkbox"/> Disco Externo	WGVZ 380 10
			3060	KZIZ



Referência



Tipo



Volvo Caminhão

NH 12 6x4 Globetrotter

D12D

	Até 1999			
			7728 03 <input type="checkbox"/> <input checked="" type="checkbox"/>	GMFZ2 380
			5396 03 <input type="checkbox"/> Disco Externo	GVZ 380 10
			5395 03 <input type="checkbox"/> Disco Interno	GVZ 380 10
			7733 <input checked="" type="checkbox"/> Platô c/ mancal	GMFZ2 380
			5396 HD Disco Externo	GVZ 380 10
			5395 HD Disco Interno	GVZ 380 10
			3060	KZIZ
			7733 03 <input type="checkbox"/> <input checked="" type="checkbox"/> Platô c/ mancal	GMFZ2 380
			5396 03 <input type="checkbox"/> Disco Externo	GVZ 380 10
			5395 03 <input type="checkbox"/> Disco Interno	GVZ 380 10
			3060	KZIZ

D12D

Cx. VT 2214B / 2514B

	Após 2003			
			6741	400 24
			7741 Platô c/ mancal	MFZ2 400
			5583 Disco Externo	WGTZ 400 24
			3060	KZIZ
			7741 <input checked="" type="checkbox"/> Platô c/ mancal	MFZ2 400
			5584 Disco Interno	GTZ 400 24
			5583 Disco Externo	WGTZ 400 24
			3060	KZIZ
			6741 03 <input type="checkbox"/>	400 24
			7741 03 <input type="checkbox"/>	MFZ2 400
			5583 03 <input type="checkbox"/> Disco Externo	WGTZ 400 24
			3060	KZIZ
			7741 03 <input type="checkbox"/> <input checked="" type="checkbox"/> Platô c/ mancal	MFZ2 400
			5584 03 <input type="checkbox"/> Disco Interno	GTZ 400 24
			5583 03 <input type="checkbox"/> Disco Externo	WGTZ 400 24
			3060	KZIZ



Referência



Tipo



Volvo Caminhão

NH 12 6x4 Globetrotter

D12D

Cx. ZF

	Após 2003				
			7740 <input checked="" type="checkbox"/>	Platô c/ mancal	MFZ2 400
			5177	Disco Interno	GTZ 400 10
			5176	Disco Externo	WGTZ 400 10
			3060		KZIZ
			6740 03 <input type="checkbox"/>		400 10
			7740 03 <input type="checkbox"/>		MFZ2 400
			5576 03 <input type="checkbox"/>	Disco Externo	WGTZ 400 10
			3060		KZIZ
			7740 03 <input type="checkbox"/>		MFZ2 400
			5577 03 <input type="checkbox"/>	Disco Interno	GTZ 400 10
			5576 03 <input type="checkbox"/>	Disco Externo	WGTZ 400 10
			3060		KZIZ

NL 10 4X2

TD 122 F / FS / FR

	Após 02/97				
			6498		430 10
			1498	Platô c/ mancal	MFZ 430
			5697	c/ Pré-Amortecimento	WGTZ 430 10
			6498 03 <input type="checkbox"/>		430 10
			1498 03 <input type="checkbox"/>	Platô c/ mancal	MFZ 430
			5697 03 <input type="checkbox"/>	c/ Pré-Amortecimento	WGTZ 430 10
			1518		MFZ 430
			5655		GTZ 430 10
			1518 03 <input type="checkbox"/>		MFZ 430
			5655 03 <input type="checkbox"/>		GTZ 430 10
			3363		KZIZ

NL 10 4x2 / 6x2

TD 101 G / TD 102 F/FT/S/D 10A












	Até 02/97				
			6491		430 10
			1491	Platô c/ mancal	MFZ 430
			5386		GVZ 430 10
			1469	Carcaça Estampada	MFZ 430
			6491 03 <input type="checkbox"/>		430 10
			1491 03 <input type="checkbox"/>	Platô c/ mancal	MFZ 430
			5386 03 <input type="checkbox"/>		GVZ 430 10
			1228 03 <input type="checkbox"/>	Carcaça Fundida	GMFZ 430
			1229 03 <input type="checkbox"/>		GMFZ 430
			1469 03 <input type="checkbox"/>	Carcaça Estampada	MFZ 430
			3356		KZIZ

				Referência 	Tipo  
---	---	---	---	---	---

Volvo Caminhão












NL 10 6x4

D 10 A / TD 101 G / TD 102 F/FT/FS

	Até 1999				
			7728 03 <input type="checkbox"/> <input checked="" type="checkbox"/>		GMFZ2 380
			5396 03 <input type="checkbox"/>	Disco Externo	GVZ 380 10
			5395 03 <input type="checkbox"/>	Disco Interno	GVZ 380 10
			7733 <input checked="" type="checkbox"/>	Platô c/ mancal	GMFZ2 380
			5396 HD	Disco Externo	GVZ 380 10
			5395 HD	Disco Interno	GVZ 380 10
			3060		KZIZ
			7733 03 <input type="checkbox"/> <input checked="" type="checkbox"/>	Platô c/ mancal	GMFZ2 380
			5396 03 <input type="checkbox"/>	Disco Externo	GVZ 380 10
			5395 03 <input type="checkbox"/>	Disco Interno	GVZ 380 10
			3060		KZIZ












NL 12 4X2 / 6X4

TD 122 F / FS / FR

	02/97 até 12/99				
			6498		430 10
			1498	Platô c/ mancal	MFZ 430
			5697	c/ Pré-Amortecimento	WGTZ 430 10
			6498 03 <input type="checkbox"/>		430 10
			1498 03 <input type="checkbox"/>	Platô c/ mancal	MFZ 430
			5697 03 <input type="checkbox"/>	c/ Pré-Amortecimento	WGTZ 430 10
			1518		MFZ 430
			5655		GTZ 430 10
			1518 03 <input type="checkbox"/>		MFZ 430
			5655 03 <input type="checkbox"/>		GTZ 430 10
			3363		KZIZ

NL 12 6x4


















TD 122/F/FR/FS / 123 E/ES

	Todos				
			7728 03 <input type="checkbox"/> <input checked="" type="checkbox"/>		GMFZ2 380
			5396 03 <input type="checkbox"/>	Disco Externo	GVZ 380 10
			5395 03 <input type="checkbox"/>	Disco Interno	GVZ 380 10
			7733 <input checked="" type="checkbox"/>	Platô c/ mancal	GMFZ2 380
			5396 HD	Disco Externo	GVZ 380 10
			5395 HD	Disco Interno	GVZ 380 10
			3060		KZIZ
			7733 03 <input type="checkbox"/> <input checked="" type="checkbox"/>	Platô c/ mancal	GMFZ2 380
			5396 03 <input type="checkbox"/>	Disco Externo	GVZ 380 10
			5395 03 <input type="checkbox"/>	Disco Interno	GVZ 380 10
			3060		KZIZ












				Referência 	Tipo  
---	---	---	---	---	---

Volvo Caminhão












VM 17 / VM 23

MWM 6.10	Sistema Hidropneumático (Servo) - FS 5306 / 6306	
	Todos	
		<ul style="list-style-type: none">  6379 380 10  1979  Platô c/ mancal MFZ 380  5080 GTZ 380 10  5383 HD c/ Pré-Amortecimento WGTZ 380 10  6379 03  380 10  1979 03   Platô c/ mancal MFZ 380  5080 03  GTZ 380 10  1079 03   MFZ 380  5383 03  HD c/ Pré-Amortecimento WGTZ 380 10












VM 17 210 / 23 210

MWM 5A 206	Cx. Eaton FTO 706 C	
	2003 até 2007	
		<ul style="list-style-type: none">  6379 380 10  1979  Platô c/ mancal MFZ 380  5080 GTZ 380 10  6379 03  380 10  1979 03   Platô c/ mancal MFZ 380  5080 03  GTZ 380 10

VM 17 240 / 23 240

MWM 7A 240	Cx. Eaton FTO 906 C	
	2003 até 2006	
		<ul style="list-style-type: none">  6379 380 10  1979  Platô c/ mancal MFZ 380  5080 GTZ 380 10  6379 03  380 10  1979 03   Platô c/ mancal MFZ 380  5080 03  GTZ 380 10




























VM 210 4x2 / 6x2

MWM 5A 206	Eaton FT 0706 C	
	Todos	
		<ul style="list-style-type: none">  1981  Platô c/ mancal MFZ 380  5083 c/ Pré-Amortecimento WGTZ 380 10  1082 03   MFZ 380  1981 03   Platô c/ mancal MFZ 380  5083 03  c/ Pré-Amortecimento WGTZ 380 10




























			  	Referência i	Tipo ∅ 
---	---	---	---	--	--

Volvo Caminhão


























































VM 260 4x2 / 6x2

MWM 7A 260		Eaton FT 0906 C / FT 0909 B																									
	Todos																										
		<table style="width: 100%; border-collapse: collapse;"> <tr> <td style="width: 10%;"></td> <td style="width: 15%;">1981 </td> <td style="width: 55%;">Platô c/ mancal</td> <td style="width: 10%;">MFZ</td> <td style="width: 10%; text-align: right;">380</td> </tr> <tr> <td></td> <td>5083</td> <td>c/ Pré-Amortecimento</td> <td>WGTZ</td> <td style="text-align: right;">380 10</td> </tr> <tr> <td></td> <td>1082 03 </td> <td></td> <td>MFZ</td> <td style="text-align: right;">380</td> </tr> <tr> <td></td> <td>1981 03 </td> <td>Platô c/ mancal</td> <td>MFZ</td> <td style="text-align: right;">380</td> </tr> <tr> <td></td> <td>5083 03 </td> <td>c/ Pré-Amortecimento</td> <td>WGTZ</td> <td style="text-align: right;">380 10</td> </tr> </table>		1981 	Platô c/ mancal	MFZ	380		5083	c/ Pré-Amortecimento	WGTZ	380 10		1082 03 		MFZ	380		1981 03 	Platô c/ mancal	MFZ	380		5083 03 	c/ Pré-Amortecimento	WGTZ	380 10
	1981 	Platô c/ mancal	MFZ	380																							
	5083	c/ Pré-Amortecimento	WGTZ	380 10																							
	1082 03 		MFZ	380																							
	1981 03 	Platô c/ mancal	MFZ	380																							
	5083 03 	c/ Pré-Amortecimento	WGTZ	380 10																							




























VM 260 6x4








MWM 7A 260		Eaton ET 8908 LL																														
	Todos																															
		<table style="width: 100%; border-collapse: collapse;"> <tr> <td style="width: 10%;"></td> <td style="width: 15%;">6395</td> <td style="width: 55%;"></td> <td style="width: 10%;"></td> <td style="width: 10%; text-align: right;">395 10</td> </tr> <tr> <td></td> <td>1395</td> <td>Platô c/ mancal</td> <td>GMFZ</td> <td style="text-align: right;">395</td> </tr> <tr> <td></td> <td>5295 HD</td> <td>c/ Pré-Amortecimento</td> <td>WGTZ</td> <td style="text-align: right;">395 10</td> </tr> <tr> <td></td> <td>6395 03 </td> <td></td> <td></td> <td style="text-align: right;">395 10</td> </tr> <tr> <td></td> <td>1395 03 </td> <td>Platô c/ mancal</td> <td>GMFZ</td> <td style="text-align: right;">395</td> </tr> <tr> <td></td> <td>5295 03 </td> <td>c/ Pré-Amortecimento</td> <td>WGTZ</td> <td style="text-align: right;">395 10</td> </tr> </table>		6395			395 10		1395	Platô c/ mancal	GMFZ	395		5295 HD	c/ Pré-Amortecimento	WGTZ	395 10		6395 03 			395 10		1395 03 	Platô c/ mancal	GMFZ	395		5295 03 	c/ Pré-Amortecimento	WGTZ	395 10
	6395			395 10																												
	1395	Platô c/ mancal	GMFZ	395																												
	5295 HD	c/ Pré-Amortecimento	WGTZ	395 10																												
	6395 03 			395 10																												
	1395 03 	Platô c/ mancal	GMFZ	395																												
	5295 03 	c/ Pré-Amortecimento	WGTZ	395 10																												

VM 260 R

MWM 7A 260		Cx. Eaton FTO 706 C / FTO 906 C																																																												
	Após 2006																																																													
		<table style="width: 100%; border-collapse: collapse;"> <tr> <td style="width: 10%;"></td> <td style="width: 15%;">6379</td> <td style="width: 55%;"></td> <td style="width: 10%;"></td> <td style="width: 10%; text-align: right;">380 10</td> </tr> <tr> <td></td> <td>1979 </td> <td>Platô c/ mancal</td> <td>MFZ</td> <td style="text-align: right;">380</td> </tr> <tr> <td></td> <td>5080</td> <td></td> <td>GTZ</td> <td style="text-align: right;">380 10</td> </tr> <tr> <td></td> <td>6395</td> <td></td> <td></td> <td style="text-align: right;">395 10</td> </tr> <tr> <td></td> <td>1395</td> <td>Platô c/ mancal</td> <td>GMFZ</td> <td style="text-align: right;">395</td> </tr> <tr> <td></td> <td>5295 HD</td> <td>c/ Pré-Amortecimento</td> <td>WGTZ</td> <td style="text-align: right;">395 10</td> </tr> <tr> <td></td> <td>6379 03 </td> <td></td> <td></td> <td style="text-align: right;">380 10</td> </tr> <tr> <td></td> <td>1979 03 </td> <td>Platô c/ mancal</td> <td>MFZ</td> <td style="text-align: right;">380</td> </tr> <tr> <td></td> <td>5080 03 </td> <td></td> <td>GTZ</td> <td style="text-align: right;">380 10</td> </tr> <tr> <td></td> <td>6395 03 </td> <td></td> <td></td> <td style="text-align: right;">395 10</td> </tr> <tr> <td></td> <td>1395 03 </td> <td>Platô c/ mancal</td> <td>GMFZ</td> <td style="text-align: right;">395</td> </tr> <tr> <td></td> <td>5295 03 </td> <td>c/ Pré-Amortecimento</td> <td>WGTZ</td> <td style="text-align: right;">395 10</td> </tr> </table>		6379			380 10		1979 	Platô c/ mancal	MFZ	380		5080		GTZ	380 10		6395			395 10		1395	Platô c/ mancal	GMFZ	395		5295 HD	c/ Pré-Amortecimento	WGTZ	395 10		6379 03 			380 10		1979 03 	Platô c/ mancal	MFZ	380		5080 03 		GTZ	380 10		6395 03 			395 10		1395 03 	Platô c/ mancal	GMFZ	395		5295 03 	c/ Pré-Amortecimento	WGTZ	395 10
	6379			380 10																																																										
	1979 	Platô c/ mancal	MFZ	380																																																										
	5080		GTZ	380 10																																																										
	6395			395 10																																																										
	1395	Platô c/ mancal	GMFZ	395																																																										
	5295 HD	c/ Pré-Amortecimento	WGTZ	395 10																																																										
	6379 03 			380 10																																																										
	1979 03 	Platô c/ mancal	MFZ	380																																																										
	5080 03 		GTZ	380 10																																																										
	6395 03 			395 10																																																										
	1395 03 	Platô c/ mancal	GMFZ	395																																																										
	5295 03 	c/ Pré-Amortecimento	WGTZ	395 10																																																										

VM 310 4x2 / 6x4







MWM 7A 310		VT2214B																														
	Todos																															
		<table style="width: 100%; border-collapse: collapse;"> <tr> <td style="width: 10%;"></td> <td style="width: 15%;">6295</td> <td style="width: 55%;"></td> <td style="width: 10%;"></td> <td style="width: 10%; text-align: right;">395 24</td> </tr> <tr> <td></td> <td>1095</td> <td>Platô c/ mancal</td> <td>GMFZ</td> <td style="text-align: right;">395</td> </tr> <tr> <td></td> <td>5095 HD</td> <td>c/ Pré-Amortecimento</td> <td>WGTZ</td> <td style="text-align: right;">395 24</td> </tr> <tr> <td></td> <td>6295 03 </td> <td></td> <td></td> <td style="text-align: right;">395 24</td> </tr> <tr> <td></td> <td>1095 03 </td> <td>Platô c/ mancal</td> <td>GMFZ</td> <td style="text-align: right;">395</td> </tr> <tr> <td></td> <td>5095 03 </td> <td>c/ Pré-Amortecimento</td> <td>WGTZ</td> <td style="text-align: right;">395 24</td> </tr> </table>		6295			395 24		1095	Platô c/ mancal	GMFZ	395		5095 HD	c/ Pré-Amortecimento	WGTZ	395 24		6295 03 			395 24		1095 03 	Platô c/ mancal	GMFZ	395		5095 03 	c/ Pré-Amortecimento	WGTZ	395 24
	6295			395 24																												
	1095	Platô c/ mancal	GMFZ	395																												
	5095 HD	c/ Pré-Amortecimento	WGTZ	395 24																												
	6295 03 			395 24																												
	1095 03 	Platô c/ mancal	GMFZ	395																												
	5095 03 	c/ Pré-Amortecimento	WGTZ	395 24																												

				Referência 	Tipo  
---	---	---	---	---	---


















Volvo Ônibus

B 10M

THD 101 KC


















	1987 até 03/91				
			7712 03 	Platô de alavanca	GF2 350
			5360 03 	Disco Externo	GSZ 350 10
			5035 03 		GTZ 350 10

THD 101 MC /D 10A

	Após 04/91				
			6489		430 10
			1489	Platô c/ mancal	MFZ 430
			5421		GTZ 430 10
			1469	Carcaça Estampada	MFZ 430
			6489 03 		430 10
			1489 03 	Platô c/ mancal	MFZ 430
			5421 03 		GTZ 430 10
			1229 03 		GMFZ 430
			1251 03 	Carcaça Fundida	GMFZ 430
			1469 03 	Carcaça Estampada	MFZ 430
			3355		KZIZ














B 10R

D/DH 10A/ THD 101 KC/MC

	Após 04/91				
			6489		430 10
			1489	Platô c/ mancal	MFZ 430
			5421		GTZ 430 10
			1469	Carcaça Estampada	MFZ 430
			6489 03 		430 10
			1489 03 	Platô c/ mancal	MFZ 430
			5421 03 		GTZ 430 10
			1229 03 		GMFZ 430
			1251 03 	Carcaça Fundida	GMFZ 430
			1469 03 	Carcaça Estampada	MFZ 430
			3355		KZIZ

B 12B / B12R 4x2 / 6x2 - Rodoviário



TD 122 FL / D12D

	Até 06/07				
			6498		430 10
			1498	Platô c/ mancal	MFZ 430
			5697	c/ Pré-Amortecimento	WGTZ 430 10
			6498 03 		430 10
			1498 03 	Platô c/ mancal	MFZ 430
			5697 03 	c/ Pré-Amortecimento	WGTZ 430 10
			1518		MFZ 430
			5655		GTZ 430 10
			1518 03 		MFZ 430













				Referência i	Tipo  
---	---	---	---	---------------------	--

Volvo Ônibus










B 12B / B12R 4x2 / 6x2 - Rodoviário

TD 122 FL / D12D					
	Até 06/07				
			5655 03 <input type="checkbox"/>	GTZ	430 10
			3363	KZIZ	




B 58









TD 101 GC 101 C					
	Após 04/91				
			6489		430 10
			1489	Platô c/ mancal	MFZ 430
			5421		GTZ 430 10
			1469	Carcaça Estampada	MFZ 430
			6489 03 <input type="checkbox"/>		430 10
			1489 03 <input type="checkbox"/>	Platô c/ mancal	MFZ 430
			5421 03 <input type="checkbox"/>		GTZ 430 10
			1229 03 <input type="checkbox"/>		GMFZ 430
			1251 03 <input type="checkbox"/>	Carcaça Fundida	GMFZ 430
			1469 03 <input type="checkbox"/>	Carcaça Estampada	MFZ 430
			3355		KZIZ
THD 100 EC 250/275 CV					
	Todos				
			1197	G	420

B 7R

B 7R					
	Todos				
			6537		430 10
			1537	Platô c/ mancal	MFZ 430
			5421		GTZ 430 10
			1469	Carcaça Estampada	MFZ 430
			6537 03 <input type="checkbox"/>		430 10
			1537 03 <input type="checkbox"/>	Platô c/ mancal	MFZ 430
			5421 03 <input type="checkbox"/>		GTZ 430 10
			1469 03 <input type="checkbox"/>	Carcaça Estampada	MFZ 430
			3365		KZIZ

B12 R 6x2 / 8x2



D12 AT2412C I-SHIFT - Transmissão Automatizada					
	Todos				
			1613	MF	430
			5613	WGTZ	430 24
D12 I-Shift					
	Todos				
			3315	CSC	

			  	Referência i	Tipo  
---	---	---	---	----------------------------	---


Volvo Ônibus

B9 R

D9B AT2412C I-SHIFT - Transmissão Automatizada

	Todos								
		 	<table style="width: 100%; border: none;"> <tr> <td style="width: 60%;">1613</td> <td style="width: 20%; text-align: right;">MF</td> <td style="width: 20%; text-align: right;">430</td> </tr> <tr> <td>5613</td> <td style="text-align: right;">WGTZ</td> <td style="text-align: right;">430 24</td> </tr> </table>	1613	MF	430	5613	WGTZ	430 24
1613	MF	430							
5613	WGTZ	430 24							

D9B I-Shift

	Todos				
			<table style="width: 100%; border: none;"> <tr> <td style="width: 60%;">3315</td> <td style="width: 40%; text-align: right;">CSC</td> </tr> </table>	3315	CSC
3315	CSC				

Referência Cruzada

AGCO
MF | Maxion
Valtra
Valmet

Agrale

CBT
Empilhadeiras

Ford

General Motors

Iveco

John Deere
Mafersa

Mercedes-Benz

New Holland
Randon

Scania
Terex

Volkswagen

Volvo
Yanmar

Referência
Cruzada

Referência Cruzada - Montadora

Nº de Referência Original	Nº de Referência Sachs
AGCO - Massey Ferguson	
048438T1	5512
049138T1	5565
117501557100	5565
117501557200	1085
117501557200	1322
117530050600	1106 03
117530050600	1106
117530050600	1106 02
1865836M91	5520
1868005M91	7501
1868005M92	7501
3149706M91	1521
3149706M92	1521
489746M92	1085
489746M92	1322
489746M92	5565
70020011	1085
70030010	5499
80338500	1780
80882400	1780
887 889 M94	5504 03
887 889 M94	5512 03
887 889 M94	7501.
887889M94	5504
AGCO - Valtra / Valmet	
154401	1313
222350	1192
222351	1192
80750510	1780
80995210	5406
83065300	1313
Agrale	
6003003035001	3367
6005003013003	5266
6007003005005	1553
6007003006003	5762
6007003007001	1279
6007003048005	3389
6007003313003	5086
6007003314001	1085
60080030110	5762
60080030120	1279
6008003714000	5086
6008003715007	1085
BD0D7563A	1085
CBT	
0700602031	5330
0700602032	1265

Nº de Referência Original	Nº de Referência Sachs
CBT	
710602032	1265 03
Clark / Hyster / Itamarati / VME / Yale	
2361855	1452
7101580000	1452
811876	1452
Ford Caminhão	
AC457502BA	6014
AC457502CA	6116
AC457502FA	6115
CC457548AA	3040
CC457550EA	5086
CC457563EA	1085
General Motors	
07331694	5559
14081001	1085
14081001	1286 02
14081001	1286 03
15737902	5080
15737902	5383
1669326	1286 02
1669326	1286 03
1669326	1085
330611948	1085
330611948	1286 02
330611948	1286 03
3758681	1300
52253772	1483
52253773	5679
52253773	5555
52282686	5555
64657352	1085
64657352	1286
70020011	1483
70030010	5679
7331694	5559
9299497	1286
932245189	1483
93230956	5679
93230957	1085
93230957	1483
93245189	1483
93278514	5679
93278515	1483
93279099	5679
93288376	5383
93288376	5080
93365676	3370
93406360	1085

Referência Cruzada - Montadora

Nº de Referência Original	Nº de Referência Sachs
General Motors	
93406360	1286 02
93406360	1286 03
94653874	1300
94657352	1286 02
94657352	1286 03
94657352	1585 03
94658944	5559
Iveco	
01904756	1641
01904785	1641
01904796	1641
42102103	3366
42104648	1641
42114261	1641
42114262	1641
42114571	1641
42114756	1641
7138962	1258
7138963	5035
7138964	3325
7145817	1085
7145818	5086
7145819	3362
99449837	1641
99463434	5655
JOHN DEERE / SLC	
DQ03103	1192
DQ05070	5334
Mafersa Ônibus	
001 302 13 5	1198 03
003 250 71 04	1198 03
003 250 7104	1198 03
001 302 13 5	1198 03
17801950314	3330
2504615	1198 03
Mercedes Benz Ônibus	
A0032506315	6110
A0042508904	1542
A0042508904	6110
A02525000	6110
A0252500003	5705
New Holland Colheitadeira	
9576849	1106 02
9576849	1106 03
9576849	1106
New Holland Trator	
997286N	1324 03
E6NN 7563 AA	1324 03

Nº de Referência Original	Nº de Referência Sachs
New Holland Trator	
84997286	1324 03
E4NN 7563 AA	1265 03
Randon	
1393183	1482 03
1482	1482 03
382498	1482 03
Volkswagen Caminhão	
CC457502EA	6126

Referência Cruzada

Nº de Referência	Nº de Referência Sachs
------------------	------------------------

LUK

117 0013 10	1278
118 0001 12	1278
118 0004 10	1277
120 0001 10	1238
125 0002 11	1246
125 0002 11	1246 03
128 0205 10	1249
128 0206 10	1106
128 0206 10	1106 03
128 0209 10	1300
128 0232 10	1280 03
128 R206 10	1249 03
130 0012 10	1521
130 0218 10	1325
130 0800 10	1585 03
130 0800 10	1279 03
133 0010 10	1286 03
133 0010 10	1585 03
133 0010 10	1085
133 0010 10	1286
133 0010 13	1085
133 0010 13	1585 03
133 0047 10	1085
133 0210 10	1192
133 0245 10	1585 03
133 0248 10	1085
133 0249 10	1324
133 0249 10	1324 03
133 0800 10	1265 03
133 0800 10	1265
133 0803 10	1085
133 R010 11	1585 03
133 R210 10	1192 03
135 0207 11	1215 03
135 0213 10	1585 03
135 0217 10	1780
135 0217 10	1780 03
135 R207 11	1512 03
136 0207 10	1342
136 0207 10	1342 03
137 0001 10	1529
137 0004 10	1981
137 9001 10	1529 03
137 9010 10	1981
137 R010 10	1981 03
138 0001 11	1150
138 0079 11	1198

Nº de Referência	Nº de Referência Sachs
------------------	------------------------

LUK

138 0079 11	1198 03
138 R001 11	1150 03
140 0216 10	1546
140 0217 10	1546
140 0217 10	1520
142 0028 10	1254
142 0028 10	1254 03
142 0028 10	1181
142 0028 10	1181 03
143 0207 10	1511
143 0213 10	1469
143 0213 10	1469 03
143 0252 10	1201
143 0270 10	1470
143 0293 10	1215
143 0293 10	1215 03
143 0314 10	1542
143 0317 10	1518 03
143 0317 10	1518
143 0319 10	1511 03
143 0349 10	1713
143 9295 10	1482
143 9295 10	1482 03
143 9314 10	1542
143 9315 10	1498
143 9315 10	1498 03
143 9316 10	1498
143 9316 10	1498 03
143 9320 10	1542
230 0020 10	7501
230 0029 10	7501
235 0049 10	1780 03
317 0035 10	5698
325 0002 11	5408
325 0095 10	5520
328 0198 11	5346
328 0200 10	5559
328 0801 10	5280
328 R198 11	5346 03
330 0024 10	5504 03
330 0024 10	5504
330 0024 10	7501
330 0024 10	5512 03
330 0024 11	7501
330 0061 10	5499
330 0062 10	5512
330 0089 10	5499

Nº de Referência	Nº de Referência Sachs
------------------	------------------------

LUK

330 R024 10	5504 03
331 0144 10	5364
331 0144 10	5391
331 R144 10	5391 03
333 0068 10	5555
333 0068 10	5293
333 0068 10	5086
333 0068 11	5086
333 0073 10	5521
333 0153 10	5502
333 0168 10	5334
333 0169 10	5469
333 0801 10	5377
333 0802 10	5330
333 R068 11	5293 03
335 0121 10	5406
335 0285 10	5235
335 0801 10	5406
338 0002 10	5057
338 0003 11	5017
338 0005 10	5079
338 R002 10	5279 03
338 R003 11	5317 03
340 0066 10	5765
340 R066 10	5765 03
342 0011 11	5273
342 0046 10	5345
342 0047 10	5336
342 0130 10	5331
343 0006 10	5528
343 0006 10	5655
343 0006 10	5033
343 0055 10	5697
343 0066 11	5722
500 0314 20	3325
500 0608 20	3363
500 0872 20	3352
500 0889 20	3377
500 0993 20	3353
500 1007 10	3355
500 1008 10	3365
500 1118 10	3309
624 3029 00	6576
628 2204 00	6553
628 2209 00	6249
628 2209 00	6106
630 2203 00	6279

Referência Cruzada

Nº de Referência	Nº de Referência Sachs
------------------	------------------------

LUK

630 2427 00	6483
630 3013 00	6079
631 2208 00	6236
633 2207 00	6983
633 2207 00	6792
633 3044 00	6142
633 3058 00	6145
633 3060 00	6085
633 3089 00	6145
633 3089 00	6143
635 3501 00	6012
635 3501 00	6358
635 R501 10	6358 03
636 3005 10	6143
636 3005 10	6343
637 0001 00	6378
637 0002 00	6379

VALEO

167321	5559
167341	1300
167366	5559
228 290	6585
228 297	6599
228 298	6597
228 311	6085
228290	6585
228290	6085
228297	6599
228298	6597
228299	6596
228306	6450
228311	6585
228311	6085
232 510	6343
232502	6576
232504	6085
232505	1085
232506	5086
232508	1342
232510	6343
232512	6273
232514	5655
232516	1550
232516	1511
232518	6450
232535	6546
232535	6550

Nº de Referência	Nº de Referência Sachs
------------------	------------------------

VALEO

232539	6535
232540	5535
232549	5765
232550	1546
232550	1520
232580	5767
232606	6450
232608	5722
232647	6550
232670	6143
232670	6585
232717	6126
232719	5086
232721	1085
238306	6450
650613	1238
650900	6486
651956	1277
79924	5529
79924	5345
79925	5529
805610	1482
805721	1469
805721	1498
805721	1518
806360	5697
829082	5057
831070	1470
C1028690	6544
C1028847	6550

SKF

VKCH 101106	82005
VKCH 101126	82006
VKCH 151052	83004
VKCH 151065	83005
VKCH 2596	82026
VKCH 4843	3361

TRW

RCAC00100	3361
RCCE00830	82005
RCCE00850	82006
RCCE011270	83005
RCCE01250	83004

Tabela de Conversão

Nº de Referência Sachs	Nº de Referência ZF
1078	3482 000 026:009
1078 03	3482 000 026:80S
1079 03	3482 000 099:80S
1082 03	3482 000 049:80S
1085	3482 001 063:009
1097 03	3482 000 123:80S
1106	1882 230 238:009
1106 03	1882 230 238:80S
1107 03	1882 000 030:80S
1150	1882 166 794:009
1150 03	1882 166 794:80S
1152	1881 053 291:009
1152 03	1881 053 291:80S
1181	1882 301 239:009
1181 03	1882 301 239:80S
1192	3482 012 240:009
1192 03	3482 012 240:80S
1197	1882 226 405:009
1198	1882 302 135:009
1198 03	1882 302 135:80S
1201	3482 001 234:009
1201 03	3482 001 234:80S
1202	3482 054 131:009
1202 03	3482 054 131:80S
1203	3482 055 101:009
1203 03	3482 055 101:80S
1215	3082 654 139:009
1215 03	3082 654 139:80S
1228 03	3483 016 307:80S
1229 03	3482 058 204:80S
1232 03	3483 016 305:80S
1233 03	3482 058 203:80S
1238	3082 654 360:009
1246	1882 205 234:009
1246 03	1882 205 234:80S
1249	3482 000 032:009
1249 03	3482 000 032:80S
1251 03	3483 000 338:80S
1254	3482 654 121:009
1254 03	3482 654 121:80S
1265	3482 654 110:009
1265 03	3482 654 110:80S
1277	3082 654 324:009
1278	3082 654 357:009
1279 03	3482 654 122:80S
1280 03	3482 000 001:80S
1282 03	3482 654 123:80S
1286	1882 600 119:009
1286 03	1882 600 119:80S

Nº de Referência Sachs	Nº de Referência ZF
1300	3082 654 136:009
1313	3482 100 004:009
1322	3482 108 101:009
1324	3082 654 138:009
1324 03	3082 654 138:80S
1325	3482 654 149:009
1325 03	3482 654 149:80S
1342	3482 126 305:009
1342 03	3482 126 305:80S
1452	1882 600 120:009
1458	3482 654 128:009
1469	3482 083 037:009
1469 03	3482 083 037:80S
1470	3482 083 226:009
1470 03	3482 083 226:80S
1482	3483 020 036:009
1482 03	3483 020 036:80S
1498	3483 034 033:009
1498 03	3483 034 033:80S
1511	3482 083 150:009
1511 03	3482 083 150:80S
1512 03	3482 654 119:80S
1518	3482 123 225:009
1518 03	3482 123 225:80S
1520	3482 123 832:009
1520 03	3482 123 832:80S
1521	1890 000 005:009
1529	3483 600 108:009
1529 03	3483 600 108:80S
1530	3483 028 031:009
1534 03	3482 125 901:80S
1542	3482 000 237:009
1542 03	3482 000 237:80S
1546	3482 123 833:009
1546 03	3482 123 833:80S
1550	3483 024 031:009
1550 03	3483 024 031:80S
1555	3483 034 034:009
1555 03	3483 034 034:80S
1569	3483 600 109:009
1569 03	3483 600 109:80S
1583	3483 000 104:009
1583 03	3483 000 104:80S
1585 03	3482 000 064:80S
1613	3482 000 552:009
1713	3482 000 553:009
1780	3482 000 205:009
1780 03	3482 000 205:80S
1781 03	3482 000 219:80S

Nº de Referência Sachs	Nº de Referência ZF
1981	3483 000 058:009
1981 03	3483 000 058:80S
3075	3151 000 894:009
3308	3100 000 067:009
3309	3151 000 396:009
3315	6482 000 155:009
3325	3151 272 631:009
3326	3151 170 131:009
3327	3151 654 244:009
3329	3151 126 025:009
3330	3151 172 025:009
3344	3151 000 395:009
3348	3100 654 002:009
3352	3100 008 201:009
3353	3100 007 203:009
3355	3100 000 075:009
3356	3100 000 068:009
3358	3151 000 808:009
3359	3100 000 057:009
3361	3182 998 501:009
3363	3100 000 069:009
3365	3100 000 015:009
3370	3151 654 248:009
3377	3100 002 255:009
3378	3182 009 938:009
3381	3151 205 202:009
3383	3151 223 031:009
3386	3151 654 260:009
3387	3151 654 261:009
3388	3100 000 003:009
3390	3151 000 335:009
3391	3100 000 102:009
5012	1878 006 800:009
5017	1878 004 854:009
5033 03	1862 215 102:80S
5035 03	1878 654 517:80S
5050	1878 002 643:009
5050 03	1878 002 643:80S
5057	1878 004 870:009
5079	1878 004 873:009
5083	1878 002 053:009
5083 03	1878 002 053:80S
5086	1878 006 879:009
5223	1864 104 996:009
5235	1878 005 716:009
5235 03	1878 005 716:80S
5257 03	1861 219 176:80S
5266 03	1878 654 473:80S
5273	1861 410 129:009

Tabela de Conversão

Nº de Referência Sachs	Nº de Referência ZF
5273 03	1861 410 129:80S
5279 03	1861 219 706:80S
5280	1864 654 106:009
5293	1878 654 519:009
5293 03	1878 654 519:80S
5317 03	1861 494 145:80S
5330	1864 654 105:009
5330 03	1864 654 105:80S
5331	1878 654 466:009
5331 03	1878 654 466:80S
5334	1864 654 108:009
5336	1861 698 036:009
5336 03	1861 698 036:80S
5345	1861 680 112:009
5345 03	1861 680 112:80S
5346	1861 919 210:009
5346 03	1861 919 210:80S
5364	1861 303 220:009
5364 03	1861 303 220:80S
5377	1878 654 497:009
5377 03	1878 654 497:80S
5383	1878 000 951:009
5383 03	1878 000 951:80S
5391	1878 654 433:009
5391 03	1878 654 433:80S
5406	1878 001 831:009
5408	1861 291 033:009
5408 03	1861 291 033:80S
5409 03	1862 327 002:80S
5469	1878 654 435:009
5469 03	
5499	1878 654 508:009
5502	1878 654 487:009
5502 03	1878 654 487:80S
5503 03	1878 654 498:80S
5504	1864 000 604:009
5504 03	1864 000 604:80S
5512	1864 000 615:009
5512 03	1864 000 615:80S
5514 03	1864 654 109:80S
5520	1864 000 606:009
5521	1878 654 518:009
5528	1878 000 692:009
5529	1878 000 700:009
5535	1878 000 835:009
5535 03	1878 000 835:80S
5536 03	1878 083 602:80S
5548	1878 001 750:009
5555	1878 654 492:009

Nº de Referência Sachs	Nº de Referência ZF
5555 03	1878 654 492:80S
5559	1878 654 482:009
5559 03	1878 654 482:80S
5565	1878 654 469:009
5569	1878 000 432:009
5569 03	1878 000 432:80S
5578 03	1878 001 632:80S
5579 03	1878 001 634:80S
5582	1878 002 019:009
5582 03	1878 002 019:80S
5585 03	1878 002 048:80S
5613	1878 003 867:009
5655	1862 188 107:009
5655 03	1862 188 107:80S
5697	1878 003 250:009
5697 03	1878 003 250:80S
5698	1878 000 634:009
5698 03	1878 000 634:80S
5704	1878 002 693:009
5722	1878 000 668:009
5722 03	1878 000 668:80S
5738	1878 043 231:009
5738 03	1878 043 231:80S
5765	1878 006 080:009
5765 03	1878 006 080:80S
5766	1878 004 232:009
5766 03	1878 004 232:80S
5767	1878 002 518:009
5767 03	1878 002 518:80S
5771 03	1878 037 602:80S
5822	1878 001 687:009
5822 03	1878 001 687:80S
6012	3000 954 318:009
6012 03	3000 954 318:80S
6014	3400 001 114:009
6014 03	3400 001 114:80S
6058 03	3000 954 298:80S
6071	3400 001 071:009
6071 03	3400 001 071:80S
6079	3000 000 123:009
6079 03	3000 000 123:80S
6085	3000 000 346:009
6085 03	3000 000 346:80S
6106	3000 954 294:009
6106 03	3000 954 294:80S
6107 03	3000 954 295:80S
6110	3400 001 104:009
6115	3400 001 115:009
6115 03	3400 001 115:80S

Nº de Referência Sachs	Nº de Referência ZF
6116	3400 001 116:009
6116 03	3400 001 116:80S
6126	3400 001 126:009
6126 03	3400 001 126:80S
6142	3400 000 516:009
6142 03	3400 000 516:80S
6143	3000 000 172:009
6143 03	3000 000 172:80S
6144 03	3000 000 171:80S
6145	3400 000 705:009
6146	3400 000 715:009
6146 03	3400 000 715:80S
6148	3400 000 716:009
6161	3400 000 650:009
6168	3400 001 168:009
6171	3000 954 296:009
6171 03	3000 954 296:80S
6185	3400 000 654:009
6192 03	3000 954 292:80S
6201	3400 000 332:009
6201 03	3400 000 332:80S
6204	3400 000 254:009
6204 03	3400 000 254:80S
6207	3400 000 789:009
6207 03	3400 000 789:80S
6236	3000 954 319:009
6236 03	3000 954 319:80S
6246	3000 954 314:009
6246 03	3000 954 314:80S
6249	3000 000 136:009
6249 03	3000 000 136:80S
6254	3400 000 494:009
6254 03	3400 000 494:80S
6273	3000 954 322:009
6273 03	3000 954 322:80S
6279	3000 954 280:009
6295	3400 000 800:009
6295 03	3400 000 800:80S
6314	3000 954 336:009
6314 03	3000 954 336:80S
6342	3400 710 015:009
6342 03	3400 710 015:80S
6343	3400 000 313:009
6343 03	3400 000 313:80S
6344	3400 000 311:009
6344 03	3400 000 311:80S
6345	3400 000 491:009
6345 03	3400 000 491:80S
6346 03	3400 000 734:80S

Tabela de Conversão

Nº de Referência Sachs	Nº de Referência ZF
6358	3400 000 672:009
6358 03	3400 000 672:80S
6378	3400 000 794:009
6378 03	3400 000 794:80S
6379	3400 000 795:009
6379 03	3400 000 795:80S
6381	3400 000 797:009
6381 03	3400 000 797:80S
6382	3400 000 798:009
6382 03	3400 000 798:80S
6395	3400 000 665:009
6395 03	3400 000 665:80S
6412	3400 710 013:009
6412 03	3400 710 013:80S
6413	3400 000 778:009
6413 03	3400 000 778:80S
6414	3400 000 887:009
6414 03	3400 000 887:80S
6450	3400 000 255:009
6450 03	3400 000 255:80S
6451	3400 000 718:009
6451 03	3400 000 718:80S
6453	3400 000 777:009
6453 03	3400 000 777:80S
6457	3400 000 858:009
6457 03	3400 000 858:80S
6458	3400 000 673:009
6482	3400 000 331:009
6482 03	3400 000 331:80S
6483	3000 954 313:009
6485	3400 000 322:009
6485 03	3400 000 322:80S
6486	3000 954 312:009
6489	3400 000 323:009
6489 03	3400 000 323:80S
6491	3400 000 335:009
6491 03	3400 000 335:80S
6497	3400 000 249:009
6497 03	3400 000 249:80S
6498	3400 000 334:009
6498 03	3400 000 334:80S
6520	3400 710 012:009
6520 03	3400 710 012:80S
6535	3400 000 326:009
6535 03	3400 000 326:80S
6537	3400 000 324:009
6537 03	3400 000 324:80S
6539	3400 000 520:009
6539 03	3400 000 520:80S

Nº de Referência Sachs	Nº de Referência ZF
6541	3400 000 806:009
6541 03	3400 000 806:80S
6542	3400 000 235:009
6542 03	3400 000 235:80S
6543	3400 000 651:009
6543 03	3400 000 651:80S
6544	3400 000 873:009
6544 03	3400 000 873:80S
6546	3400 000 251:009
6546 03	3400 000 251:80S
6548	3400 000 656:009
6548 03	3400 000 656:80S
6550	3400 000 493:009
6550 03	3400 000 493:80S
6553	3000 954 331:009
6576	3000 954 337:009
6578	3400 000 772:009
6578 03	3400 000 772:80S
6579	3400 000 773:009
6579 03	3400 000 773:80S
6580	3400 000 657:009
6580 03	3400 000 657:80S
6583	3400 000 492:009
6583 03	3400 000 492:80S
6584 03	3000 954 325:80S
6585	3000 000 137:009
6585 03	3000 000 137:80S
6596	3400 000 517:009
6596 03	3400 000 517:80S
6597	3400 000 518:009
6597 03	3400 000 518:80S
6599	3400 000 513:009
6599 03	3400 000 513:80S
6612	3400 000 243:009
6612 03	3400 000 243:80S
6654	3400 654 140:009
6654 03	3400 654 140:80S
6658 03	3400 000 248:80S
6705	3400 000 359:009
6705 03	3400 000 359:80S
6734	3400 000 325:009
6734 03	3400 000 325:80S
6736 03	3400 000 333:80S
6740 03	3400 000 328:80S
6741	3400 700 422:009
6741 03	3400 700 422:80S
6742	3400 000 910:009
6751	3400 000 845:009
6751 03	3400 000 845:80S

Nº de Referência Sachs	Nº de Referência ZF
6792	3400 000 907:009
6795	3400 000 842:009
6795 03	3400 000 842:80S
6852	3400 000 785:009
6852 03	3400 000 785:80S
6895	3400 000 843:009
6895 03	3400 000 843:80S
6978 03	3400 000 181:80S
6979 03	3400 000 182:80S
6981 03	3400 000 184:80S
6982 03	3400 000 185:80S
6983	3400 000 489:009
6983 03	3400 000 489:80S
6984	3400 000 490:009
6984 03	3400 000 490:80S
6987	3400 000 719:009
6987 03	3400 000 719:80S
7034 03	3483 027 332:80S
7038	3488 000 158:009
7501	1888 000 038:009
7501 03	1888 000 038:80S
7704	1888 600 146:009
7704 03	1888 600 146:80S
7705 03	1888 015 415:80S
7712 03	1888 019 414:80S
7728 03	3482 059 025:80S
7733	3488 014 311:009
7733 03	3488 014 311:80S
7734	3488 000 172:009
7734 03	3488 000 172:80S
7736	1888 000 051:009
7736 03	1888 000 051:80S
7738 03	3488 000 065:80S
7740	3488 022 253:009
7740 03	3488 022 253:80S
7741	3488 000 024:009
7741 03	3488 000 024:80S
82005	6284 000 185:009
82006	6284 600 241:009
82016	6284 000 083:009
82026	6284 000 167:009
83004	6283 000 135:009
83005	6283 600 198:009
83009	6283 000 066:009
83010	6283 000 083:009
9280	3400 000 708:009
9280 03	

Informações Técnicas

AGCO
MF | Maxion
Valtra
Valmet

Agrale

CBT
Empilhadeiras

Ford

General Motors

Iveco

John Deere
Mafersa

Mercedes-Benz

New Holland
Randon

Scania
Terex

Volkswagen

Volvo
Yanmar

Referência
Cruzada

Informações
Técnicas

Lista de componentes

Kit	Platô	Disco	Mancal	Montadora
6012	1512	5035	3325	Mercedes Benz
6012 03	1512 03	5666 03	3325	Mercedes Benz
6014	1463	5067		Ford
6014 03	1463 03	5067 03		Ford
6058 03	1058 03	5335 03	3325	Mercedes Benz
6071	1583	5385		Iveco
6071 03	1583 03	5385 03		Iveco
6079	1279	5762	3389	Agrale
6079 03	1279 03	5762 03	3389	Agrale
6085	1085	5086	3367	Volkswagen
6085 03	1585 03	5585 03	3367	Volkswagen
6106	1106	5346	3358	Mercedes Benz
6106 03	1106 03	5346 03	3358	Mercedes Benz
6107 03	1107 03	5346 03	3358	Mercedes Benz
6110	1542	5705	3346	Mercedes Benz
6115	1459	5044		Ford
6115 03	1459 03	5044 03		Ford
6116	1460	5044		Ford
6116 03	1460 03	5044 03		Ford
6126	1085	5086	3040	Volkswagen
6126 03	1585 03	5585 03	3040	Volkswagen
6142	1085	5293	3367	Volkswagen
6142 03	1585 03	5293 03	3367	Ford
6143	1085	5086	3389	Agrale
6143 03	1585 03	5585 03	3389	Agrale
6144 03	1585 03	5514 03	3389	Agrale
6145	1085	5587	3389	Agrale
6146	1085	5086		Agrale
6146 03	1585 03	5585 03		Agrale
6148	1085	5587		Agrale
6161	1085	5587	3367	Volkswagen
6168	1596	5596	3398	Volkswagen
6171	1171	5391	3358	Mercedes Benz
6171 03	1171 03	5391 03	3358	Mercedes Benz
6185	1085	5587	3373	Ford
6192 03	1192 03	5326 03	3324	Mercedes Benz
6201	1201	5345	3075	Scania
6201 03	1201 03	5345 03	3075	Scania
6204	1204	5365	3326	Mercedes Benz
6204 03	1204 03	5365 03	3326	Mercedes Benz
6207	1204	5367	3326	Mercedes Benz
6207 03	1204 03	5367 03	3326	Mercedes Benz
6236	1236	5391	3358	Mercedes Benz
6236 03	1236 03	5391 03	3358	Mercedes Benz
6246	1246	5408	3310	Mercedes Benz
6246 03	1246 03	5408 03	3310	Mercedes Benz
6249	1249	5346	3358	Mercedes Benz
6249 03	1249 03	5346 03	3358	Mercedes Benz
6254	1254	5336	3327	Mercedes Benz
6254 03	1254 03	5336 03	3327	Mercedes Benz
6273	1273	5655	3346	Mercedes Benz
6273 03	1273 03	5655 03	3346	Mercedes Benz
6279	1279	5409	3367	Ford
6295	1095	5095		Volvo
6295 03	1095 03	5095 03		Volvo
6314	1314	5391	3326	Mercedes Benz
6314 03	1314 03	5391 03	3326	Mercedes Benz
6342	1342	5523	3361	Mercedes Benz
6342 03	1342 03	5523 03	3361	Mercedes Benz
6343	1343	5523	3309	Mercedes Benz

Lista de componentes

Kit	Platô	Disco	Mancal	Montadora
6343 03	1343 03	5523 03	3309	Mercedes Benz
6344	1343	5524	3309	Mercedes Benz
6344 03	1343 03	5524 03	3309	Mercedes Benz
6345	1343	5523	3325	Mercedes Benz
6345 03	1343 03	5523 03	3325	Mercedes Benz
6358	1258	5035	3325	Mercedes Benz
6358 03	1258 03	5035 03	3325	Mercedes Benz
6378	1978	5080		Volkswagen
6378 03	1978 03	5080 03		Volkswagen
6379	1979	5080		Ford
6379 03	1979 03	5080 03		Volvo
6381	1981	5080		Volkswagen
6381 03	1981 03	5080 03		Volkswagen
6382	1982	5080		Ford
6382 03	1982 03	5080 03		Ford
6395	1395	5295		Volkswagen
6395 03	1395 03	5295 03		Ford
6412	1343	5523	3361	Mercedes Benz
6412 03	1343 03	5523 03	3361	Mercedes Benz
6413	1413	5012		Volvo
6413 03	1413 03	5413 03		Volvo
6450	1450	5722	3350	Scania
6450 03	1450 03	5722 03	3350	Scania
6451	1450	5450	3350	Scania
6451 03	1450 03	5450 03	3350	Scania
6453	1453	5453	3350	Scania
6453 03	1453 03	5453 03	3350	Scania
6457	1457	5457	3398	Iveco
6457 03	1457 03	5457 03	3398	Iveco
6458	1258	5235	3309	Mercedes Benz
6482	1482	5722		Scania
6482 03	1482 03	5722 03		Scania
6483	1483	5679	3370	General Motors
6485	1485	5389		Scania
6485 03	1485 03	5389 03		Scania
6486			3370	General Motors
6489	1489	5421		Volvo
6489 03	1489 03	5421 03		Volvo
6491	1491	5386		Volvo
6491 03	1491 03	5386 03		Volvo
6497	1497	5705		Mercedes Benz
6497 03	1497 03	5705 03		Mercedes Benz
6498	1498	5697		Volvo
6498 03	1498 03	5697 03		Volvo
6520	1546	5765	3361	Mercedes Benz
6520 03	1546 03	5765 03	3361	Mercedes Benz
6535	1497	5535		Mercedes Benz
6535 03	1497 03	5535 03		Mercedes Benz
6537	1537	5421		Volvo
6537 03	1537 03	5421 03		Volvo
6541	1641	5641	3366	Iveco
6541 03			3366	Iveco
6542	1542	5655	3366	Iveco
6542 03	1542 03	5655 03	3366	Iveco
6543	1542	5705	3366	Sinotruck
6543 03	1542 03	5705 03	3366	Iveco
6544	1546	5767	3309	Mercedes Benz
6544 03	1546 03	5767 03	3309	Mercedes Benz
6546	1546	5765	3309	Mercedes Benz
6546 03	1546 03	5765 03	3309	Mercedes Benz

Lista de componentes

Kit	Platô	Disco	Mancal	Montadora
6548	1548	5548		Volkswagen
6548 03	1548 03	5548 03		Volkswagen
6550	1546	5766	3309	Mercedes Benz
6550 03	1546 03	5766 03	3309	Mercedes Benz
6553	1553	5266	3367	Ford
6576	1531	5739	3364	Mercedes Benz
6578	1578	5723		Ford
6578 03	1578 03	5723 03		Volkswagen
6579	1579	5723		Ford
6579 03	1579 03	5723 03		Ford
6580	1548	5564		Ford
6580 03	1548 03	5564 03		Ford
6583	1343	5524	3325	Mercedes Benz
6583 03	1343 03	5524 03	3325	Mercedes Benz
6584 03	1542 03	5655 03	3346	Mercedes Benz
6585	1085	5086	3373	Ford
6585 03	1585 03	5585 03	3373	Ford
6596	1596	5596	3396	Volkswagen
6596 03	1596 03	5596 03	3396	Volkswagen
6597	1597	5597	3397	Volkswagen
6597 03	1597 03	5597 03	3397	Volkswagen
6599	1599	5599	3397	Volkswagen
6599 03	1599 03	5599 03	3397	Volkswagen
6612	1512	5235	3309	Mercedes Benz
6612 03	1504 03	5534 03	3309	Mercedes Benz
6654	1032	5670	3100	Ford
6654 03	1032 03	5670 03	3100	Ford
6658 03	1258 03	5534 03	3309	Mercedes Benz
6705	1542	5705	3390	Mercedes Benz
6705 03	1542 03	5705 03	3390	Mercedes Benz
6734	7734	5692	3060	Volvo
6734 03	7734 03	5692 03	3060	Volvo
6736 03	7736 03	5708 03	3338	Mercedes Benz
6740 03	7740 03	5576 03	3060	Volvo
6741	7741	5583	3060	Volvo
6741 03	7741 03	5583 03	3060	Volvo
6742	1342	5523	3309	Mercedes Benz
6751	1751	5751	3401	Iveco
6751 03	1751 03	5751 03	3401	Iveco
6792	1192	5878	3324	Mercedes Benz
6852	1852	5852	3400	Agrale
6852 03	1852 03	5852 03	3400	Iveco
6978 03	1978 03	5380 03		Volkswagen
6979 03	1979 03	5380 03		Volkswagen
6981 03	1981 03	5380 03		Ford
6982 03	1982 03	5380 03		Ford
6983	1981	5383		Volkswagen
6983 03	1981 03	5383 03		Volkswagen
6984	1982	5383		Volkswagen
6984 03	1982 03	5383 03		Volkswagen
6987	1981	5385		Volkswagen
6987 03	1981 03	5385 03		Volkswagen

Substituição de Códigos

Nº de Referência Anterior	Nº de Referência Atual
1081 03	1078 03
1101	1167
1107	1106
1111	1150
1112	1192
1114	1277
1115	1184
1116	1278
1120	1278
1122	1278
1123	1154
1125	1246
1132	1238
1133	1238
1134	1277
1137	1150
1138	1171
1139	1238
1141	1150
1142	1560
1142 03	1560 03
1147	1475
1151	1152
1153	1171
1155	1171
1156	1181
1157	1150
1159	1197
1163	1177
1164	1183
1165	1282
1165 03	1282 03
1166	1282
1172	1171
1172 03	1171 03
1176	1288
1179	1198
1179 03	1198 03
1183	1252
1185	1171
1186	1171
1193	1258
1207	1252
1209	1252

Nº de Referência Anterior	Nº de Referência Atual
1211	1197
1214	1307
1228	1466
1229	1469
1231	1307
1232	1465
1233	1470
1235	1236
1237	1215
1237 03	1254 03
1240	1540
1243	1279
1248	1307
1251	1469
1255	1198
1259	1322
1271	1206
1281	1280
1282	1553
1288	1312
1289	1142
1290	1316
1291	1329
1296	1294
1297	1282
1301	1312
1302	1312
1303	1312
1304	1300
1306	1167
1308	1265
1315 03	1081 03
1316	1481
1316 03	1481 03
1462	1479
1464	1510
1465	1485
1466	1491
1466 03	1491 03
1467	1489
1467 03	1489 03
1468	1240
1473	1496
1474	1512

Nº de Referência Anterior	Nº de Referência Atual
1474 03	1512 03
1478	1560
1481	1578
1481 03	1578 03
1484	1531
1487	1498
1499	1518
1499 03	1469 03
1503	1579
1503 03	1579 03
1504	1512
1507	1522
1509	1537
1519	1503
1532	1257
1533	1529
1538	7738
1557	1343
1557 03	1343 03
1560	1585
1560 03	1585 03
1585	1085
1597	1546
1980	1981
1980 03	1981 03
2202	5201
2227	5427
2231	5391
2249	5391
2283	5279
2288	5304
2289	5303
2291	5225
2297	5427
2299	5353
2313	5427
2352	5225
2365	5476
3024	3324
3054	3325
3077	3377
3312	3327
3313	3324
3322	3329

Substituição de Códigos

Nº de Referência Anterior	Nº de Referência Atual
3328	3354
3331	3334
3332	3329
3333	3356
3334	3360
3335	3353
3336	3036
3337	3338
3343	3355
3345	3346
3346	3348
3351	3356
3354	3054
3360	3060
3375	3075
3998	4998
3999	4999
5020	5293
5020 03	5293 03
5030 03	5708 03
5031 03	5709 03
5032 03	5336 03
5051	5551
5052 03	5051 03
5053 03	5050 03
5202	5201
5205 03	5346 03
5206	5408
5207 03	5249 03
5208	5391
5219	5225
5225	5802
5226	5331
5227	5279
5231 03	5391 03
5237	5378
5241	5490
5244	5225
5246	5225
5248	5257
5249 03	5391 03
5257	5057
5263	5719
5279	5079

Nº de Referência Anterior	Nº de Referência Atual
5281	5777
5283	5279
5287	5345
5288	5304
5289	5303
5290	5201
5291	5225
5297	5427
5299	5353
5306	5345
5313	5427
5316	5203
5317	5017
5318	5284
5319	5303
5320	5304
5321	5303
5328	5353
5332	5345
5335	5035
5339	5338
5340	5341
5352	5225
5359	5035
5360	5036
5365	5367
5380	5080
5381	5708
5382	5709
5384	5032
5388	5476
5404	5004
5413	5612
5417	5476
5424	5425
5431	5479
5432 03	5317 03
5435	5655
5435 03	5655 03
5436	5396
5439	5395
5440	5386
5446	5201
5449	5499

Nº de Referência Anterior	Nº de Referência Atual
5451	5350
5453	5453
5464	5339
5472	5448
5475	5680
5476	5735
5477	5784
5481	5717
5485	5647
5489	5559
5491	5655
5492	5711
5492 03	5711 03
5510	5448
5511	5555
5515	5547
5526	5709
5527	5709
5534	5235
5536	5235
5537 03	5335 03
5545	5266
5551	5479
5552	5266
5553	5293
5554	5488
5558	5492
5561	5330
5562	5414
5563	5794
5576	5176
5577	5177
5585	5086
5586	5587
5586 03	5585 03
5612	5012
5646	5745
5648	5682
5649	5492
5649 03	5711 03
5654	5655
5657	5721
5659 03	5421 03
5660	5386

Substituição de Códigos

Nº de Referência Anterior	Nº de Referência Atual
5660 03	5386 03
5663 03	5389 03
5665	5691
5666	5035
5675	5035
5675 03	5723 03
5676	5722
5677	5739
5680	5778
5681 03	5697 03
5699	5713
5707	5421
5710	5743
5711	5723
5711 03	5723 03
5713	5714
5719	5519
5726	5765
5735	5736
5737	5935
5740	5575
5747	5774
5753	5655
5753 03	5655 03
5755 03	5697 03
5777	5077
5781 03	5524 03
5784	5585
5802	5803
6001	6192
6040	6565
6067	6555
6092	6093
6161 03	6085 03
6167	6571
6238	6559
6252	6183
6258	6358
6282	6553
6292	6291
6293	6291
6385	6685
6392	6393
6404	6012

Nº de Referência Anterior	Nº de Referência Atual
6404 03	6504 03
6458 03	6612 03
6464	6510
6474	6012
6484	6576
6492	6692
6494	6094
6504	6404
6507	6522
6510	6592
6512	6012
6525	9525
6545	6473
6547	6473
6554	6565
6564	6267
6570	6571
6572	6573
6593	6291
6594	6291
6608 03	6612 03
6620	6653
6658	6458
6687	6620
6740	6640
6978	6378
6979	6379
6980	6981
6980 03	6981 03
6981	6381
6982	6382
7708	7704
7709	7705
7713	7717
7714	7712
7715	7729
7717	7736
7717 03	7736 03
7727 03	7736 03
7729	7734
7737	7736
7738	7038
7739 03	7738 03
8192	6192 03

Nº de Referência Anterior	Nº de Referência Atual
82002	82042
8258	6258 03
8273	6273 03
83002	83012
9167	9570
9494	9094
9541	9544
9565	9589
9587	9620
9620	9054
9818	9818

Itens Descontinuados

Nº de Referência Sachs	Nº de Referência Sachs	Nº de Referência Sachs
1050 03	1323 03	3371
1053	1326	3372
1104	1329 03	3374
1107	1333	3379
1115	1336	3384
1117 03	1336 03	3385
1129 03	1339 03	3392
1130	1416	3393
1131	1418	41 859
1141	1424	4996
1143	1429	4997
1144	1430 03	4998
1148	1435	4999
1154 03	1437	5033
1167 03	1439	5036
1177 03	1440	5081
1182	1451	5081 03
1183	1452 03	5105
1183 03	1471 03	5201 03
1184	1479	5204
1196 03	1483 03	5209
1197 03	1484 03	5209 03
1199 03	1486	5211
1205	1486 03	5212
1205 03	1495	5213
1206 03	1504	5229
1225	1505	5234
1225 03	1510	5236
1234	1521 03	5242
1252	1522	5242 03
1252 03	1530 03	5243
1253	1532	5253
1255 03	1533	5262
1257 03	1534	5274
1267	1535	5275
1280	1536	5276
1283	1539	5277
1283 03	1539 03	5280 03
1284	1543	5284
1285 03	1545	5284 03
1287	1557	5286
1289 03	1557 03	5298 03
1295 03	1562	5305
1300 03	3024	5308 03
1305	3054	5309 03
1305 03	3314	5312
1307 03	3323	5324
1311 03	3348	5328 03
1312 03	3354	5334 03
1316	3357	5339 03
1317	3368	5340 03
1322 03	3369	5350 03

Itens Descontinuados

Nº de Referência
Sachs

5353
5353 03
5354 03
5366
5378
5378 03
5404 03
5415
5427 03
5432
5442 03
5465 03
5466
5466 03
5467
5475
5479 03
5480
5488 03
5490
5490 03
5492
5499 03
5500
5501
5503
5505
5506
5506 03
5520 03
5522
5525
5526
5527
5537
5537 03
5539
5539 03
5543
5543 03
5544
5544 03
5546
5546 03
5547
5547 03
5556 03
5557 03
5560 03
5563 03
5565 03
5574 03

Nº de Referência
Sachs

5602
5603
5607
5608
5609
5614
5615
5618
5619
5626
5634
5636
5637
5656 03
5658
5676 03
5677 03
5678
5678 03
5679 03
5690
5693 03
5701
5716
5724
5725
5735 03
5737 03
5741
5742
5745
5746
5754
5764
5781 03
5786
5786 03
5791
5794
5795
5935
5935 03
6007
6022
6060
6061
6077
6117 03
6162
6199 03
6252 03
6257 03

Nº de Referência
Sachs

6277 03
6285 01
6307 01
6307 03
6362
6385
6404
6475 01
6481
6484
6484 03
6512
6521
6522
6527
6528
6532
6561 01
6562 01
6563 01
6736 03
6737
6802
6803
6811
6812
6813
6814
6815
6816
6817
6818
6985
6985 03
6986
6986 03
7701
7703
7706
7707 03
7710
7711
7712
7717
7737
80024
80034
80089
80123
80129
80148
80156

Itens Descontinuados

Nº de Referência Sachs

80524
80525
81120
81448
9013
9061
9071
9177
9196
9199
9238
9277
9278
9307
9311
9474
9475
9493
9502
9525
9540
9570
9578
9807

Nomenclatura de Tipos construtivos

Platô:	Letras mais Ø externo da placa de pressão do platô	
Letra	Com a letra na designação	Sem a letra na designação
B	Chapa de tração	Sem chapa de tração
D	Embreagem dupla	Embreagem simples
E	Platô auto-ajustavel	Platô convencional
F	Utilizado com volante plano (Liso)	Volante tipo POT (com rebaixo)
G	Carcaça fundida	Carcaça estampada
H	Carcaça com repuxo alto	Carcaça com repuxo normal
M	Mola Membrana	Molas helicoidais
V	Construção reforçada	Construção normal
X	Construção Especial	Construção normal
Z	Acionamento puxado	Acionamento empurrado

Disco:	Ø externo do revestimento mais letras	
Letra	Com a letra na designação	Sem a letra na designação
B	Mola de guarnição simples "sem pé" (revestimento rebitado na mola de guarnição)	Sem mola de guarnição
C	Cubo com janelas (construção simples)	-----
"C"	Pastilha ceramética	Revestimento orgânico
D	Mola de guarnição dupla	Sem mola de guarnição
G	Cubo sem janelas (construção NKW)	-----
P	Com característica progressiva (2º estagio A.P)	Sem característica progressiva
S	Com mola de compensação - mola chapa	Sem mola de compensação
T	Com mola prato	Sem mola prato
V	Com pré amortecimento interno	Sem pré amortecimento
W	Com pré amortecimento externo	Sem pré amortecimento
Z	Mola de guarnição intermediária - molejo simples (revestimento + mola de guarnição rebitado no disco intermediario)	Sem mola de guarnição
X	Construção Especial	Construção normal

Mancal:	Letras	
Letra	Com a letra na designação	Sem a letra na designação
K	Rolamento	-----
Z	Guia por tubo central	-----
I	Anel interno rotativo	-----
S	Rolamento auto-centrante	-----
X	Construção Especial	Construção normal
Z	Acionamento Puxado	Acionamento empurrado

Região: CE

Impala Representações Ltda.

Tel.: (85) 3231.1848 - Fax: (85) 3221.6285 - E-mail: impala@veloxmail.com.br

Região: PA / AP

Mario Gonçalves Repres. & Com. Ltda.

Tel.: (91) 3246.4051 - Fax: (91) 3246.6446 - E-mail: mariogoncalvesrep@oi.com.br

Região: PR / SC

Pinheiro Dias Representações Comerciais Ltda.

Tel.: / Fax: (41) 3322.6724 - E-mail: rep@pinheirodias.com.br

Região: RS

Pinheiro Dias Representações Comerciais Ltda.

Tel.: / Fax: (51) 3286.0021 - E-mail: rep_poa@pinheirodias.com.br

Região: BA / SE

Randal Representações Ltda.

Tel.: (71) 3359.0222 - Fax: (71) 3358.3495 - E-mail: randal@atarde.com.br

Outras regiões

Atendimento Direto ZF Services

Tel.: 0800 019 44 77 - E-mail: services.br@zf.com

Válido a partir de 06.2014



12199 PT