

## Posi Lock Puller, Inc.

805 Sunflower Avenue | P.O. Box 246 | Cooperstown, North Dakota | 58425 | USA

Phone: +1-701-797-2600 | Fax: +1-701-797-2706 | [info@posilock.com](mailto:info@posilock.com)

[youtube.com/thecageisthekey](https://youtube.com/thecageisthekey) | [facebook.com/posilockpuller](https://facebook.com/posilockpuller) | [twitter.com/posilockpuller](https://twitter.com/posilockpuller)

DISTRIBUTED BY: **Centerline, Inc.**

513 E. Wisconsin Avenue

Appleton, WI 54911

Phone (920) 730-0615

Fax (920) 730-0622

E-mail [info@ctrline.net](mailto:info@ctrline.net)

Website [www.ctrline.net](http://www.ctrline.net)

THE CAGE® IS THE KEY



**Posi  
Lock®**  
**PULLER, INC.**



### MANUAL PULLERS | 1 TO 50-TON

PG. 1-10



### HYDRAULIC PULLERS | 5 TO 200-TON

PG. 11-18



### SPECIALTY TOOLS

PG. 19-21



## PRODUCT CATALOG

[WWW.POSILOCK.COM](http://WWW.POSILOCK.COM)

REVISED 2016



# The Posi Lock<sup>®</sup> Difference: The Cage<sup>®</sup> is the Key

**Safety  
Speed  
Strength**

Cage guides jaws for **fast setup, solid contact** and **superior safety**

Center bolt threads designed for **less effort** to apply **high torque**

**Nut recessed** to avoid mushrooming and disfiguration from impact

**Hardened tip**

T-handle **locks jaws** precisely where you set them

Leverage up front for **vise-like power** and **no slippage**

Slim tapered jaws allow for **easier gripping** and **better access** to tight spots

The patented steel Safety Cage locks the puller jaws securely in place at all times. This prevents the jaws from snapping back or slipping off the work surface.

The T-handle opens and closes the jaws for a one-person setup and operation. This substantially increases productivity, tool life and safety for the technician.

## Manual Pullers | pg. 1-10

Posi Lock offers the safest, highest quality puller on the market. A complete line of 2- and 3-jaw manual pullers are available—ranging from 1- to 40-ton capacity.

Posi Lock also offers specialty pullers and parts for many industries, including automotive, HVAC, wind-power, and many others.

## Hydraulic Pullers | pg. 11-18

Posi Lock's hydraulic puller systems make the hardest jobs easier and safer. A complete line of 2- and 3-jaw hydraulic pullers are available ranging from 5- to 200-ton capacity.

## Specialty Tools | pg. 19-21

Posi Lock has many specialty tools for specific jobs, all designed to help make those hard jobs safer and easier for the technician.




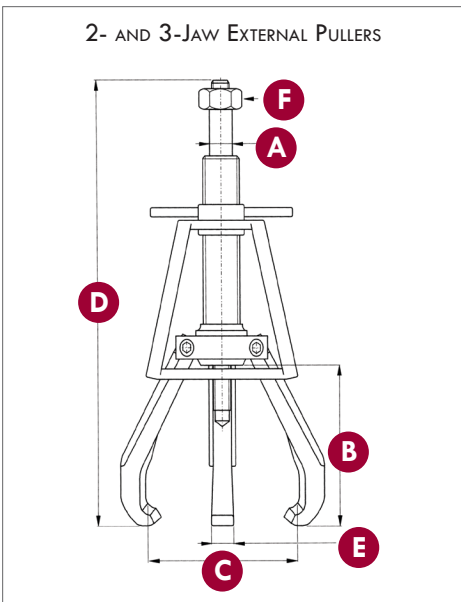
Manual Pullers | The Cage® is the Key

The Posi Lock® line of quality manual gear and bearing pullers set the standard for quickness, ease and convenience. With Posi Lock, it's strictly a one-person operation. The T-handle and Cage control the jaws at all times. This means that the opening, closing, locking and aligning of the jaws are all done automatically by simply turning the T-handle.

Posi Lock pullers have been designed for effective removal of stubborn gears, bearings, pulleys, and other press fit items from any machine in diverse industries.

CHOOSING A MANUAL PULLER

The center bolt diameter must be at least one-half (½) as large as the diameter of the shaft from which the object will be removed.



External Pullers


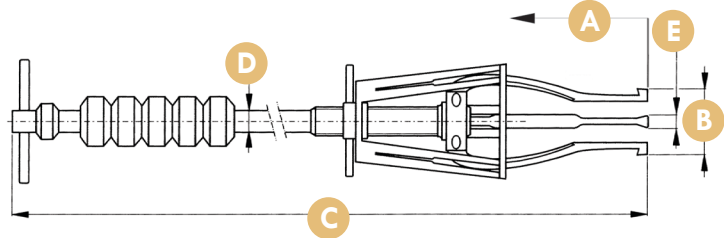
Model Number	Number of Jaws	Capacity	Center Bolt Diameter	Reach	Spread Range	Maximum Torque	Weight	Dimensions			Accessories					
								Overall Length	Jaw Width	Hex Socket Size	Tip Protectors	Bolt Extenders	Part Number	Long Jaw Reach	Long jaw Spread	Transmission Jaws
		Tons (kN)	A in. (mm)	B in. (mm)	C in. (mm)	ft./lb. (N•m)	lbs. (kg)	D in. (mm)	E in. (mm)	F in. (mm)				in. (mm)	in. (mm)	
202	2	1 ton (9 kN)	.31 in. (7.9 mm)	2.25 in. (57 mm)	.25 to 3.25 in. (6.4 to 82.6 mm)	—	.62 lbs. (.28 kg)	5.52 in. (140.2 mm)	.25 in. (6.4 mm)	—	—	—	—	—	—	—
102	3	1 ton (9 kN)	.31 in. (7.9 mm)	2.25 in. (57 mm)	.25 to 3.25 in. (6.4 to 82.6 mm)	—	.68 lbs. (.31 kg)	5.52 in. (140.2 mm)	.25 in. (6.4 mm)	—	—	—	—	—	—	—
203	2	2 tons (18 kN)	.37 in. (9.4 mm)	3 in. (76.2 mm)	.25 to 4.5 in. (6.4 to 114.3 mm)	—	1.12 lbs. (.51 kg)	7 in. (177.8 mm)	.31 in. (8 mm)	—	—	—	—	—	—	—
103	3	2 tons (18 kN)	.37 in. (9.4 mm)	3 in. (76.2 mm)	.25 to 4.5 in. (6.4 to 114.3 mm)	—	1.3 lbs. (.59 kg)	7 in. (177.8 mm)	.31 in. (8 mm)	—	—	—	—	—	—	—
204	2	2 tons (18 kN)	.5 in. (12.7 mm)	4 in. (102 mm)	.5 to 5 in. (13 to 127 mm)	20 ft./lb. (27 N•m)	3.2 lbs. (1.5 kg)	10.05 in. (255.3 mm)	.62 in. (15.8 mm)	¾ in. (19 mm)	P4	X4	—	—	—	10454T
104	3	5 tons (44 kN)	.5 in. (12.7 mm)	4 in. (102 mm)	.5 to 5 in. (13 to 127 mm)	40 ft./lb. (54 N•m)	4.1 lbs. (1.9 kg)	10.05 in. (255.3 mm)	.62 in. (15.8 mm)	¾ in. (19 mm)	P4	X4	—	—	—	10454T
206	2	6 tons (53 kN)	.62 in. (15.8 mm)	6 in. (152 mm)	.5 to 7 in. (13 to 178 mm)	75 ft./lb. (101 N•m)	7 lbs. (3.2 kg)	13.32 in. (338.3 mm)	.75 in. (19 mm)	¾ in. (19 mm)	P6	X6	—	—	—	10654T
106	3	10 tons (89 kN)	.62 in. (15.8 mm)	6 in. (152 mm)	.5 to 7 in. (13 to 178 mm)	130 ft./lb. (176 N•m)	8 lbs. (3.6 kg)	13.32 in. (338.3 mm)	.75 in. (19 mm)	¾ in. (19 mm)	P6	X6	—	—	—	10654T
208	2	12 tons (107 kN)	.75 in. (19 mm)	8 in. (203 mm)	.75 to 12 in. (19 to 305 mm)	150 ft./lb. (203 N•m)	12 lbs. (5.4 kg)	16.25 in. (412.8 mm)	.88 in. (22.2 mm)	1 in. (25.4 mm)	P10	X10	11054/11054L	9.67 in. (245 mm)/16 in. (406 mm)	1.5 to 15 in. (38 to 381 mm)/2.25 to 22 in. (57 to 559 mm)	11054T
108	3	17 tons (151 kN)	.75 in. (19 mm)	8 in. (203 mm)	.75 to 12 in. (19 to 305 mm)	220 ft./lb. (297 N•m)	14 lbs. (6.4 kg)	16.25 in. (412.8 mm)	.88 in. (22.2 mm)	1 in. (25.4 mm)	P10	X10	11054/11054L	9.67 in. (245 mm)/16 in. (406 mm)	1.5 to 15 in. (38 to 381 mm)/2.25 to 22 in. (57 to 559 mm)	11054T
210	2	14 tons (125 kN)	.75 in. (19 mm)	9.67 in. (245 mm)	1 to 15 in. (25 to 381 mm)	175 ft./lb. (237 N•m)	13 lbs. (5.9 kg)	20.41 in. (518.4 mm)	1 in. (25.4 mm)	1 in. (25.4 mm)	P10	X10	11054L	16 in. (406 mm)	2.25 to 22 in. (57 to 559 mm)	11054T
110	3	20 tons (178 kN)	.75 in. (19 mm)	9.67 in. (245 mm)	1 to 15 in. (25 to 381 mm)	275 ft./lb. (372 N•m)	16 lbs. (7.3 kg)	20.41 in. (518.4 mm)	1 in. (25.4 mm)	1 in. (25.4 mm)	P10	X10	11054L	16 in. (406 mm)	2.25 to 22 in. (57 to 559 mm)	11054T
213	2	25 tons (222 kN)	1.12 in. (28.5 mm)	12 in. (305 mm)	2.5 to 18 in. (64 to 457 mm)	475 ft./lb. (642 N•m)	38 lbs. (17.3 kg)	27.25 in. (692.2 mm)	1.25 in. (32 mm)	1¼ in. (32 mm)	P13/16	—	11354L	20 in. (508 mm)	1.5 to 30 in. (38 to 762 mm)	—
113	3	30 tons (267 kN)	1.12 in. (28.5 mm)	12 in. (305 mm)	2.5 to 18 in. (64 to 457 mm)	600 ft./lb. (811 N•m)	44 lbs. (19.9 kg)	27.25 in. (692.2 mm)	1.25 in. (32 mm)	1¼ in. (32 mm)	P13/16	—	11354L	20 in. (508 mm)	1.5 to 30 in. (38 to 762 mm)	—
216	2	35 tons (311 kN)	1.25 in. (32 mm)	14 in. (356 mm)	3 to 25 in. (76 to 635 mm)	800 ft./lb. (1,081 N•m)	57 lbs. (25.9 kg)	32.04 in. (813.8 mm)	1.50 in. (38 mm)	1½ in. (38 mm)	P13/16	—	11654L	26 in. (660 mm)	2 to 38 in. (51 to 965 mm)	—
116	3	40 tons (356 kN)	1.25 in. (32 mm)	14 in. (356 mm)	3 to 25 in. (76 to 635 mm)	850 ft./lb. (1,149 N•m)	68 lbs. (30.9 kg)	32.04 in. (813.8 mm)	1.50 in. (38 mm)	1½ in. (38 mm)	P13/16	—	11654L	26 in. (660 mm)	2 to 38 in. (51 to 965 mm)	—

\*Tip Protectors come standard with Models 204-116.

Internal Puller

Model Number	Number of Jaws	Jaw Style	Reach	Spread Range	Slide Hammer Weight	Dimensions				Optional Accessories
						Overall Length	Slide Rod Diameter	Jaw Width	Jaw Length	
			A in. (mm)	B in. (mm)	lbs. (kg)	C in. (mm)	D in. (mm)	E in. (mm)	in. (mm)	lbs. (kg)
PMI6	3	Standard	Up to 2.78 in. (70.6 mm)	.56 to 4 in. (14.2 to 101.6 mm)	2.5 lbs. (1.13 kg)	29 in. (736.6 mm)	.52 in. (13.2 mm)	.33 in. (8.4 mm)	6.62 in. (168.1 mm)	5 lbs. (2.27 kg)
		Long	Up to 9 in. (228.6 mm)	1 to 5.25 in. (25.4 to 133.4 mm)	2.5 lbs. (1.13 kg)	31 in. (787.4 mm)	.52 in. (13.2 mm)	.33 in. (8.4 mm)	8.62 in. (218.9 mm)	5 lbs. (2.27 kg)

PMI6 INTERNAL PULLER





TOOL BOARD SETS

Internal Slide Hammer Puller Set | *PM16*



- Set Includes:
- (1) Model 105 Internal Puller | 3-Jaw
  - (1) 10561 Slide Rod | 24 in. (609 mm)
  - (1) 10562 2.5 lb. (1.13 kg) Slide Hammer
  - (1) L5 Long Jaw Set
  - (1) Tool Board & Accessories
- Optional Accessory: 10563 5 lb. (2.27 kg) Slide Hammer

Tool Board Size: 16 x 26 in. (406 x 660 mm) Weight: 15 lbs (6.8 kg)

5 to 20-Ton Capacity | *PM4*



- Set Includes:
- (1) Model 104 Puller | 3-Jaw | 5 ton (44 kN)
  - (1) Model 106 Puller | 3-Jaw | 10 ton (89 kN)
  - (1) Model 206 Puller | 2-Jaw | 6 ton (53 kN)
  - (1) Model 110 Puller | 3-Jaw | 20 ton (178 kN)
  - (1) P4 Tip Protector
  - (2) P6 Tip Protectors
  - (1) P10 Tip Protector
  - (1) Tool Board & Accessories

Tool Board Size: 16 x 26 in. (406 x 660 mm) Weight: 42 lbs (19.1 kg)

6 to 20-Ton Capacity | *PM4L*



- Set Includes:
- (1) Model 106 Puller | 3-Jaw | 10 ton (89 kN)
  - (1) Model 206 Puller | 2-Jaw | 6 ton (53 kN)
  - (1) Model 110 Puller | 3-Jaw | 20 ton (178 kN)
  - (1) Model 210 Puller | 2-Jaw | 14 ton (125 kN)
  - (2) P6 Tip Protectors
  - (2) P10 Tip Protectors
  - (1) Tool Board & Accessories

Tool Board Size: 16 x 26 in. (406 x 660 mm) Weight: 50 lbs (22.7 kg)

2 to 10-Ton Capacity | *PM4S*



- Set Includes:
- (1) Model 104 Puller | 3-Jaw | 5 ton (44 kN)
  - (1) Model 204 Puller | 2-Jaw | 2 ton (18 kN)
  - (1) Model 106 Puller | 3-Jaw | 10 ton (89 kN)
  - (1) Model 206 Puller | 2-Jaw | 6 ton (53 kN)
  - (2) P4 Tip Protectors
  - (2) P6 Tip Protectors
  - (1) Tool Board & Accessories

Tool Board Size: 16 x 26 in. (406 x 660 mm) Weight: 30 lbs (13.6 kg)

TOOL BOARD SETS

2 to 20-Ton Capacity | *PM5*



- Set Includes:
- (1) Model 103 Puller | 3-Jaw | 2 ton (18 kN)
  - (1) Model 104 Puller | 3-Jaw | 5 ton (44 kN)
  - (1) Model 106 Puller | 3-Jaw | 10 ton (89 kN)
  - (1) Model 206 Puller | 2-Jaw | 6 ton (53 kN)
  - (1) Model 110 Puller | 3-Jaw | 20 ton (178 kN)
  - (1) P4 Tip Protector
  - (2) P6 Tip Protectors
  - (1) P10 Tip Protector
  - (1) Tool Board & Accessories

Tool Board Size: 16 x 26 in. (406 x 660 mm) Weight: 51 lbs (23.2 kg)

2 to 20-Ton Capacity | *PM6*

- Set Includes:
- (1) Model 104 Puller | 3-Jaw | 5 ton (44 kN)
  - (1) Model 204 Puller | 2-Jaw | 2 ton (18 kN)
  - (1) Model 106 Puller | 3-Jaw | 10 ton (89 kN)
  - (1) Model 206 Puller | 2-Jaw | 6 ton (53 kN)
  - (1) Model 110 Puller | 3-Jaw | 20 ton (178 kN)
  - (1) Model 210 Puller | 2-Jaw | 14 ton (125 kN)
  - (2) P4 Tip Protectors
  - (2) P6 Tip Protectors
  - (2) P10 Tip Protectors
  - (2) Tool Boards & Accessories



Tool Board Size:  
16 x 26 in.  
(406 x 660 mm)

Weight:  
62 lbs  
(28.1 kg)

Master Puller Set | *MPS16*



- Set Includes:
- (1) Model 102 Puller | 3-Jaw | 1 ton (9 kN)
  - (1) Model 202 Puller | 2-Jaw | 1 ton (9 kN)
  - (1) Model 103 Puller | 3-Jaw | 2 ton (18 kN)
  - (1) Model 203 Puller | 2-Jaw | 2 ton (18 kN)
  - (1) Model 104 Puller | 3-Jaw | 5 ton (44 kN)
  - (1) Model 204 Puller | 2-Jaw | 2 ton (18 kN)
  - (1) Model 106 Puller | 3-Jaw | 10 ton (89 kN)
  - (1) Model 206 Puller | 2-Jaw | 6 ton (53 kN)
  - (1) Model 108 Puller | 3-Jaw | 17 ton (151 kN)
  - (1) Model 208 Puller | 2-Jaw | 12 ton (107 kN)
  - (1) Model 110 Puller | 3-Jaw | 20 ton (178 kN)
  - (1) Model 210 Puller | 2-Jaw | 14 ton (125 kN)
  - (1) Model 113 Puller | 3-Jaw | 30 ton (267 kN)
  - (1) Model 213 Puller | 2-Jaw | 25 ton (222 kN)
  - (1) Model 116 Puller | 3-Jaw | 40 ton (356 kN)
  - (1) Model 216 Puller | 2-Jaw | 35 ton (311 kN)
  - (2) P4 Tip Protectors
  - (2) P6 Tip Protectors
  - (4) P10 Tip Protectors
  - (4) P13/16 Tip Protectors
  - (2) Tool Boards & Accessories

Tool Board Size: 16 x 26 in. (406 x 660 mm) Weight: 390 lbs (177 kg)



Internal/External Puller Sets | TK-107 & TB-1045

Posi Lock has the versatility to meet many internal and external pulling jobs. Interchangeability is essential in removing internal pilot bearings, bearing cups, bushings and seals... plus external bearings, bearing races, pulleys, and many other press-fit items from one compact set.

The redesigned, patented steel Safety Cage houses both internal and external jaws by simply removing the pins. Giving the jaw head a 1/3-turn and replacing with desired jaws, you can go from internal to external in just minutes.

TK-107/TB-1045	
Optional Accessories	
Description	Part #
5 lb. (2.27 kg) Slide Hammer	10563
Small Hub Collar 0 to 1.5 in. (0 to 38 mm)	HP-30
Large Hub Collar 0 to 2 in. (0 to 51 mm)	HP-40
Extra Large Hub Collar 0 to 3 in. (0 to 76 mm)	HP-50
Tip Reducer/Extender	HP-70
Bolt Extender	X4
Transmission Jaw	10454T

Adding optional items increases the versatility of the TB-1045 and TK-107 sets. The 5 lb. hammer adds pulling power for the tough job. The hub collar's unique design will remove fans, blower wheels and bearings.

4-in-1 Puller Set | TK-107



**Case Size:**  
34 x 8.5 x 4.5 in.  
(864 x 216 x 114 mm)  
**Weight:**  
15.8 lbs. (7.2 kg)

TK-107 Set Includes	
Description	Part #
Manual Puller	107
Tip Protector	P4
Internal Puller Jaws	10554
Slide Rod	10561
2.5 lb. (1.13 kg) Slide Hammer	10562
Internal Puller Long Jaw (3)	10554L
Case	—

Internal/External Slide Hammer Puller Set | TB-1045



**Case Size:**  
24 x 16.5 x 4.5 in.  
(610 x 419 x 114 mm)  
**Weight:**  
18.3 lbs. (8.3 kg)

TB-1045 Set Includes	
Description	Part #
Manual Puller	104
Internal Puller	105
Tip Protector	P4
Slide Rod	10561
2.5 lb. (1.13 kg) Slide Hammer	10562
Internal Puller Long Jaw	10554L
Case	—

Manual Puller Set: 1- to 2-Ton Capacity | PMW-1

- The PMW-1 set is the perfect kit for the following applications:
- Lawn & Garden Equipment
  - Motorcycles
  - Power Steering Pump Pulley
  - Alternator Pulley
  - Aircraft
  - Golf Carts
  - Boat Motors
  - Snowmobiles
  - Printing Presses
  - Fax/Copier Machines
  - Pressure Washers
  - Air Tools
  - Many Other Uses

PMW-1 Set Includes				
Description	Qty	Number of Jaws	Capacity Tons (kN)	Reach in. (mm)
102 Puller	1	3	1 ton (9 kN)	2.25 in. (57 mm)
202 Puller	1	2	1 ton (9 kN)	2.25 in. (57 mm)
103 Puller	1	3	2 tons (18 kN)	3 in. (76.2 mm)
203 Puller	1	2	2 tons (18 kN)	3 in. (76.2 mm)
Case	1	—	—	—

**Case Size:**  
12 x 17 x 5 in.  
(305 x 432 x 127 mm)  
**Weight:**  
8 lbs. (3.6 kg)



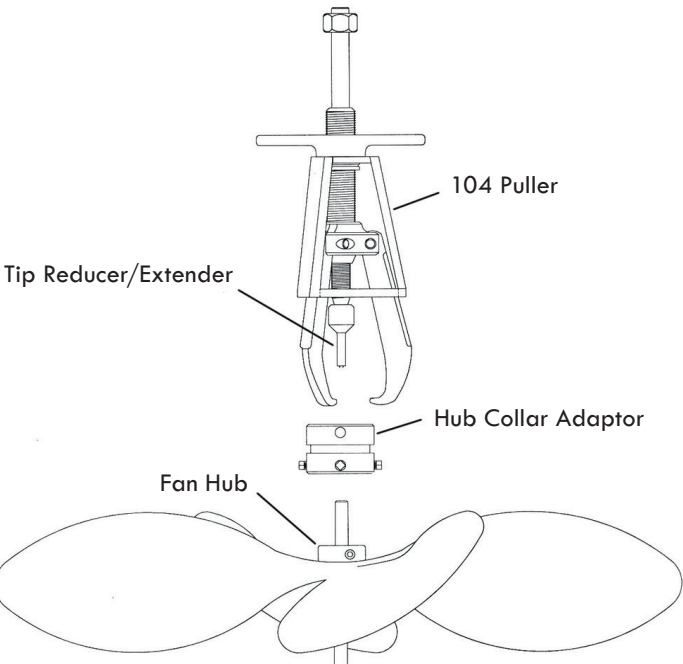
Also available in a tool board set #PMW. Diminsions: 16 x 26 in. (406 x 660 mm).

Hub Puller Adaptor Sets | HP-1 & HP-2

Posi Lock's Hub Puller Adaptors simplify the removal of many industrial and automotive fans and blower wheels by providing a solid connection between the puller and fan hub.

The collar adaptor secures the Model 104 puller to hubs up to 3-inch diameter. Set screws grip the hub to hold and align the collar adaptor. The puller jaws are tightened securely into the hub collar groove, eliminating slippage during fan and blower wheel removal.

Our unique hub collar design allows our general purpose puller to be utilized on chillers, freezers, condensers, ice machines, furnace fans, convection ovens, ice cream machines, exhaust, ventilating fans, auto/truck heater, defroster, AC fans, and more.



HP-1/HP-2 Optional Accessory	Part #
Extra Large Hub Collar Adaptor 0 to 3 in. (0 to 76 mm)	HP-50

HP-1



**Case Size:**  
8.5 x 7 x 3 in.  
(216 x 178 x 76 mm)  
**Weight:**  
4 lbs. (1.8 kg)

HP-1 Set Includes	
Description	Part #
Small Collar Adaptor 0 to 1.5 in. (0 to 38 mm)	HP-30
Large Collar Adaptor 0 to 2 in. (0 to 51 mm)	HP-40
Tip Reducer/Extender	HP-70
Square Head Set Screws (4)	HP-60
Case	—

HP-2



**Case Size:**  
13 x 9.5 x 5.5 in.  
(330 x 241 x 140 mm)  
**Weight:**  
9 lbs. (4.1 kg)

HP-2 Set Includes	
Description	Part #
Manual Puller	104
Small Collar Adaptor 0 to 1.5 in. (0 to 38 mm)	HP-30
Large Collar Adaptor 0 to 2 in. (0 to 51 mm)	HP-40
Tip Reducer/Extender	HP-70
Square Head Set Screws (4)	HP-60
Case	—

Fan Removal Adaptor Kit for Wind Turbines | FR-104K

The FR-104K fan removal kit was designed to reduce the repair time of frequent fan motor maintenance for GE converter cabinets (XLE and SLE towers only).

- Fast removal of cooling fans used in wind turbines
- Allows access to frequent motor servicing
- Fits 5-blade fans with 4-inch hub diameters
- Adaptor milled out of solid aluminum and rated up to 1.75 tons (15 kN)
- Top-of-the-line forged steel puller, rated to 5 tons (44 kN)



Kit Includes	
Description	Part #
Manual Puller	104
Fan Removal Adaptor	FR104
Fan Puller Tip Reducer	X4F
Fan Removal Hub Screws (5)	FR-60
Case	—



Makes cooling fan removal a one-person operation.



2- and 3-Jaw Transmission Bearing Puller Series


Transmission bearing removal takes minutes, not hours when using Posi Lock's TJ-1, TJ-2 or TJ-3 Transmission Bearing pullers. The series has specially machined jaws that clamp in snap-ring grooves as narrow as .070 inches.

Applications with standard jaws: transfer cases on 4-wheel-drive vehicles, output shaft bearings and numerous other applications on any vehicle.



Model	Number of Jaws	Reach in. (mm)	Spread in. (mm)	Weight lbs. (kg)	Tip Protector	Optional Accessories				
						Accessories		Optional Jaws		
						Description	Part #	Jaw Style	Reach in. (mm)	Spread in. (mm)
TJ-1	2	9.25 in. (235 mm)	2.75 to 14.75 in. (70 to 375 mm)	12 lbs (5.4 kg)	P10	TJ-1 Bolt Extender	X10	Jaw - 10854	8 in. (203 mm)	.75 to 12 in. (19 to 305 mm)
								Long Jaw - 11054	10 in. (254 mm)	2.25 to 15 in. (57 to 381 mm)
								Extra Long Jaw - 11054L	16 in. (406 mm)	1.5 to 22 in. (38 to 559 mm)
TJ-2	3	5.25 in. (133 mm)	1 to 6.75 in. (25 to 171 mm)	8 lbs. (3.6 kg)	P6	TJ-2 Bolt Extender	X6	Jaw - 10654	6 in. (152 mm)	.5 to 7 in. (13 to 178 mm)
						Slide Rod Adaptor	10661			
						Slide Rod	10561			
						2.5 lb Slide Hammer	10562			
						5.0 lb Slide Hammer	10563			
TJ-3	3	4 in. (102 mm)	.5 to 5.5 in. (13 to 140 mm)	4.1 lbs. (1.9 kg)	P4	TJ-3 Bolt Extender	X4	Jaw - 10454	4 in. (102 mm)	.5 to 5 in. (13 to 127 mm)
						Slide Rod	10561			
						2.5 lb Slide Hammer	10562			
						5.0 lb Slide Hammer	10563			

Below: A standard jaw is compared to a specially machined transmission jaw. The transmission jaw tip is .070 inches.



Manual Puller Parts & Accessories								
Components	102/202	103/203	104/204	106/206	108/208	110/210	113/213	116/216
Cage® - 3 Jaw	10253	10353	10453	10653	10853	11053	11353	11653
Cage® - 2 Jaw	20253	20353	20453	20653	20853	21053	21353	21653
Jaw	10254	10354	10454	10654	10854	11054	11354	11654
Jaw Head Assembly - 3 Jaw	10255	10355	10455	10655	10855	11055	11355	11655
Jaw Head Assembly - 2 Jaw	20255	20355	20455	20655	20855	21055	21355	21655
Pin	10256	10356	10456	10656	11056	11056	11356	11356
T-Handle	10257	10357	10457	10657	11057	11057	11357	11657
Center Bolt	10258	10358	10458	10658	10858	11058	11358	11658
Snap Ring	10259	10359	10459	10659	11059	11059	11359	11659
Optional Accessories	102/202	103/203	104/204	106/206	108/208	110/210	113/213	116/216
Long Jaw	—	—	—	—	11054	11054L	11354L	11654L
Extra Long Jaw	—	—	—	—	11054L	—	—	—
Transmission Jaw	—	—	10454T	10654T	11054T	11054T	—	—
Tip Protector	—	—	P4	P6	P10	P10	P13/16	P13/16
Bolt Extender	—	—	X4	X6	X10	X10	—	—
Slide Rod	—	—	10561	10561	—	—	—	—
Slide Rod Adapter	—	—	—	10661	—	—	—	—
2.5 lb. (1.13 kg) Slide Hammer	—	—	10562	10562	—	—	—	—
5.0 lb. (2.27 kg) Slide Hammer	—	—	10563	10563	—	—	—	—
Tip Reducer/Extender	—	—	HP-70	—	—	—	—	—

All Posi Lock forged parts carry a lifetime warranty with the exception of transmission jaws. All other Posi Lock parts and components are guaranteed for one year against defects in materials and workmanship to meet the exacting standards and requirements of professional maintenance.

FR-104K Parts	
Components	FR-104K
Cage® - 3 Jaw	10453
Jaw	10454
Jaw Head Assembly - 3 Jaw	10455
Pin	10456
T-Handle	10457
Center Bolt	10458
Snap Ring	10459
Fan Removal Adaptor	FR104
Fan Puller Tip Reducer	X4F
Fan Removal Hub Screws	FR-60

Manual Internal Puller Parts			HP-1 & HP-2 Parts			TJ-1, TJ-2 & TJ-3 Parts			
Components	105	107	Components	HP-1	HP-2	Components	TJ-1	TJ-2	TJ-3
Cage® - 3 Jaw	10553	10753	Cage® - 3 Jaw	—	10453	Cage® - 3 Jaw	—	10653	10453
Jaw	10554	10454	Jaw	—	10454	Cage® - 2 Jaw	20853	—	—
Jaw Head Assembly - 3 Jaw	10455	10755	Jaw Head Assembly - 3 Jaw	—	10455	Jaw	11054T	10654T	10454T
Pin	10456	10456	Pin	—	10456	Jaw Head Assembly - 3 Jaw	—	10655	10455
T-Handle	10457	10457	T-Handle	—	10457	Jaw Head Assembly - 2 Jaw	21055	—	—
Snap Ring	10459	10459	Center Bolt	—	10458	Pin	11056	10656	10456
Optional Accessories	105	107	Snap Ring	—	10459	T-Handle	11057	10657	10457
Internal Puller Jaw	—	10554	Small Collar Adapter	HP-30	HP-30	Center Bolt	10858	10658	10458
Long Internal Puller Jaw	10554L	10554L	Large Collar Adapter	HP-40	HP-40	Snap Ring	11059	10659	10459
Tip Protector	—	P4	Square Head Set Screws	HP-60	HP-60	Optional Accessories	TJ-1	TJ-2	TJ-3
Bolt Extender	—	X4	Tip Reducer/Extender	HP-70	HP-70	Jaw	10854	10654	10454
Slide Rod	10561	10561	Optional Accessory	HP-1	HP-2	Long Jaw	11054	—	—
2.5 lb. (1.13 kg) Slide Hammer	10562	10562	Extra Large Hub Collar	HP-50	HP-50	Extra Long Jaw	11054L	—	—
5.0 lb. (2.27 kg) Slide Hammer	10563	10563				Bolt Extender	X10	X6	X4
						Slide Rod	—	10561	10561
						Slide Rod Adapter	—	10661	—
						2.5 lb. (1.13 kg) Slide Hammer	—	10562	10562
						5.0 lb. (2.27 kg) Slide Hammer	—	10563	10563



- APPLICATION TIPS**
- Increase tool life by cleaning and lubricating the center bolt and the part being pulled.
  - Always use hand tools on gear pullers. Avoid the use of air powered tools.



Hydraulic Puller Systems

Posi Lock’s hydraulic pullers are the preferred choice of professionals around the world. Ideal for many uses, Posi Lock adds efficiency to a job that can often be frustrating and labor intensive.

Posi Lock hydraulic pullers are available in 2- or 3-jaw models and range from 5- to 200-ton capacity. Known for safety, high quality, durability, and ease of use, Posi Lock pullers are designed to help extend bearing life in applications through proper installation, removal and service.


CHOOSING A HYDRAULIC PULLER

The maximum force exerted in tons should be seven to ten times the diameter of the shaft, in inches; for example, a 1.5 inch diameter shaft would generally require a 15-ton puller.

PHA Series

Includes:


- Puller Iron
- Ram Point Set
- Lift Plate



PHB Series

Includes:

- Puller Iron
- Ram Point Set
- Lift Plate
- Hydraulic Cylinder



PHMS Series

Includes:

- Puller Iron
- Ram Point Set
- Lift Plate
- Hydraulic Cylinder
- Manual Pump
- Gauge Adapter
- 10,000 PSI Gauge
- Male Coupler with dust cap
- 10-foot heavy-duty Hose



PHES Series




Includes:

- Puller Iron
- Ram Point Set
- Lift Plate
- Hydraulic Cylinder
- 2 Stage Electric Pump
- Gauge Adapter
- 10,000 PSI Gauge
- Male Coupler with dust cap
- 10-foot heavy-duty Hose



All hydraulics are available with **ENERPAC** or **Power Team** components.

External Pullers							
PHA Series Model Number	PHB Series Model Number	PHMS Series Model Number	PHES Series Model Number	Capacity Tons (kN)	Number of Jaws	Reach in. (mm)	Spread in. (mm)
PHA-206	PHB-206	PHMS-206	PHES-206	5 tons (44 kN)	2	6 in. (152.4 mm)	.5 to 8 in. (12.7 to 203.2 mm)
PHA-106	PHB-106	PHMS-106	PHES-106	5 tons (44 kN)	3	6 in. (152.4 mm)	.5 to 8 in. (12.7 to 203.2 mm)
PHA-208	PHB-208	PHMS-208	PHES-208	10 tons (89 kN)	2	8 in. (203 mm)	.75 to 12 in. (19 to 305 mm)
PHA-108	PHB-108	PHMS-108	PHES-108	10 tons (89 kN)	3	8 in. (203 mm)	.75 to 12 in. (19 to 305 mm)
PHA-210	PHB-210	PHMS-210	PHES-210	15 tons (133 kN)	2	9.67 in. (245 mm)	1 to 15 in. (25 to 381 mm)
PHA-110	PHB-110	PHMS-110	PHES-110	15 tons (133 kN)	3	9.67 in. (245 mm)	1 to 15 in. (25 to 381 mm)
PHA-213	PHB-213	PHMS-213	PHES-213	25 tons (222 kN)	2	12 in. (305 mm)	2.5 to 18 in. (64 to 457 mm)
PHA-113	PHB-113	PHMS-113	PHES-113	25 tons (222 kN)	3	12 in. (305 mm)	2.5 to 18 in. (64 to 457 mm)
PHA-216	PHB-216	PHMS-216	PHES-216	50 tons (445 kN)	2	14 in. (356 mm)	3 to 25 in. (76 to 635 mm)
PHA-116	PHB-116	PHMS-116	PHES-116	50 tons (445 kN)	3	14 in. (356 mm)	3 to 25 in. (76 to 635 mm)

Optional Accessories				
Long Jaws/Extra Long Jaws				
				
Part Number	Reach in. (mm)	Spread in. (mm)	Hydraulic Lift Cart	Storage Transport Cart
—	—	—	—	—
—	—	—	—	—
11054/11054L	9.67 in. (245 mm)/16 in. (406 mm)	2.3 to 15.8 in. (58 to 401 mm)/1.5 to 22 in. (38 to 559 mm)	—	—
11054/11054L	9.67 in. (245 mm)/16 in. (406 mm)	2.3 to 15.8 in. (58 to 401 mm)/1.5 to 22 in. (38 to 559 mm)	—	—
PH-11054L	16 in. (406 mm)	1.5 to 22 in. (38 to 559 mm)	—	—
PH-11054L	16 in. (406 mm)	1.5 to 22 in. (38 to 559 mm)	—	—
11354L	20 in. (508 mm)	1.5 to 30 in. (38 to 762 mm)	PT-3050	PT-2550*
11354L	20 in. (508 mm)	1.5 to 30 in. (38 to 762 mm)	PT-3050	PT-2550*
PH-21654L	26 in. (660 mm)	2 to 38 in. (51 to 965 mm)	PT-3050	PT-2550*
PH-11654L	26 in. (660 mm)	2 to 38 in. (51 to 965 mm)	PT-3050	PT-2550*

Internal/External Hydraulic Puller System| PH-113IE

Versatility at its finest, Posi Lock’s 25-ton Internal/External hydraulic puller efficiently solves problems associated with the removal of gears, bearings, and other press fit items in diverse industries.

The redesigned, patented steel Safety Cage houses either the internal or external jaws by simply removing the ball lock pins. The internal and external slots are lined up, so you can go from internal to external in a matter of seconds.

The PH-113IE is available in PHA, PHB, PHMS, and PHES sets with your choice of Enerpac or Power Team hydraulic components.



\* PHMS and PHES Hydraulic puller sets with 25-ton and 50-ton capacities include the PT-2550 Storage Cart.


Internal/External Pullers								
Model Number	Number of Jaws	Jaw Style	Reach in. (mm)	Spread Range in. (mm)	Part Number	Dimensions		
						Overall Length in. (mm)	Jaw Width in. (mm)	Jaw Length in. (mm)
PH-113IE	3	Internal	Up to 7 in. (177.8 mm)	8 to 21 in. (203 to 533 mm)	11354T	25.75 in. (654 mm)	1.25 in. (32 mm)	10.9 in. (277 mm)
	3	External	12 in. (305 mm)	2.5 to 18 in. (64 to 457 mm)	11354	27 in. (686 mm)	1.25 in. (32 mm)	13.7 in. (348 mm)
	3	Optional External Long	20 in. (508 mm)	1.5 to 30 in. (38 to 762 mm)	11354L	36 in. (914 mm)	1.25 in. (32 mm)	21.6 in. (549 mm)




Self-Contained 12-Ton Hydraulic Puller Systems| PHS-108 & PHS-208

The PHS-108 and PHS-208 have many applications for all industries. These powerful, self-contained pulling systems are ideal for pulling a wide variety of press-fit parts, including bearings, gears, bushings, wheels and pulleys. You get the ease of a manual puller with the power of hydraulics.

**PHS-108**



**PHS-208**



Sets include:

- Self-contained pump/cylinder with swiveling, adjustable-length pump handle
- 108 or 208 puller assembly with standard-length jaws
- 1.9-inch (48 mm) extension rod with centering tip
- (2) 2.9-inch (74 mm) extension rods with centering tip

When ordering optional long jaws, extension rods should also be ordered to extend length of ram.

Model Number	Capacity Tons (kN)	Number of Jaws	Jaw Style	Part Number	Reach in. (mm)	Spread in. (mm)	Weight lbs. (kg)	Height in. (mm)
PHS-108	12 tons (107 kN)	3	Jaw	10854	8 in. (203 mm)	0.75 to 12 in. (19 to 305 mm)	38 lbs. (17.24 kg) set	24.5 in. (622 mm)
			Optional Long Jaw	11054	9.67 in. (245 mm)	2.3 to 15.8 in. (58 to 401 mm)	2.5 lbs. (1.13 kg) per jaw	26 in. (660 mm)
			Optional Extra Long Jaw	11054L	16 in. (406 mm)	1.5 to 22 in. (38 to 559 mm)	4.5 lbs. (2.05 kg) per jaw	30.5 in. (775 mm)
PHS-208	12 tons (107 kN)	2	Jaw	10854	8 in. (203 mm)	0.75 to 12 in. (19 to 305 mm)	36 lbs. (16.33 kg) set	24.5 in. (622 mm)
			Optional Long Jaw	11054	9.67 in. (245 mm)	2.3 to 15.8 in. (58 to 401 mm)	2.5 lbs. (1.13 kg) per jaw	26 in. (660 mm)
			Optional Extra Long Jaw	11054L	16 in. (406 mm)	1.5 to 22 in. (38 to 559 mm)	4.5 lbs. (2.05 kg) per jaw	30.5 in. (775 mm)

50-Ton Hydraulic Puller System with Cart | PH-50T

The PH-50T puller set includes all of the necessary components to tackle those large pulling jobs. The hydraulic lift cart makes moving, storing and using the 50-ton puller easy and convenient. The hydraulic lift easily raises the puller from 21 in. (533 mm) to a height of 55 in. (1397 mm). The mounting platform allows the puller to swivel a full 360 degrees. This set includes standard and long jaws to tackle any pulling job.

- Set includes:
- PH-116 50-ton puller
  - Standard jaws
  - Long jaws
  - Ram Point Set
  - PT-3050 cart
  - Hydraulic cylinder
  - 10,000 PSI electric two-stage pump
  - Remote jog switch on electric pump with 10-foot cord (3.05 m)
  - 10-foot (3.05 m) hose
  - Gauge
  - Coupler
  - Lift Plate
  - 6 in. (152 mm) ram extender
  - 12 in. (305 mm) ram extender



Available with **ENERPAC** or **Power Team** components.

Model Number	Capacity Tons (kN)	Number of Jaws	Reach in. (mm)	Spread in. (mm)	Weight of Set lbs. (kg)	Long Jaws		
						Part Number	Reach in. (mm)	Spread in. (mm)
PH-116	50 tons (445 kN)	3	14 in. (356 mm)	3 to 25 in. (76 to 635 mm)	320 lbs* (145 kg)	PH-11654L	26 in. (660 mm)	2 to 38 in. (51 to 965 mm)

\*Weight does not include hydraulic components due to variances in weight.

100-Ton Hydraulic Puller Systems

Posi Lock's 100-ton hydraulic pullers provide maximum pulling force in applications requiring high-force removal of large gears, pulleys, wheels, sleeves and other press-fit parts. 100-Ton pullers are available in 2-jaw, vertical 2-jaw, 3-jaw, or 2/3-jaw combination. Also available with a single or double acting cylinder.




PH-100T 3-jaw puller pictured with Power Team hydraulic components.

- Features and Benefits:
- 10,000 PSI electric two-stage pump
  - Remote jog switch with 10-foot cord (3.05 m)
  - 100-ton cylinder 10,000 PSI with spring return (10.25 inch stroke)
  - Hydraulic-actuated lift cart extends puller from ground to a height of 5 feet (1.52 m)
  - Jaws are hydraulically controlled with cylinders
  - Multiple pushing adaptors
    - 1 - 3.5 in. diameter x 9 in. (89 x 229 mm)
    - 1 - 3.5 in. diameter x 19 in. (89 x 483 mm)
    - 1 - 3.5 in. diameter x 29 in. (89 x 737 mm)
    - 1 - Coupler
  - Removable transport cart
  - Puller can be used in horizontal and/or suspended vertical positions
  - Adjustable jaw tips
  - Adjustable jaw guides
- Options:
- Specialized jaw tips
  - Double acting cylinder
  - Enerpac or Power Team components

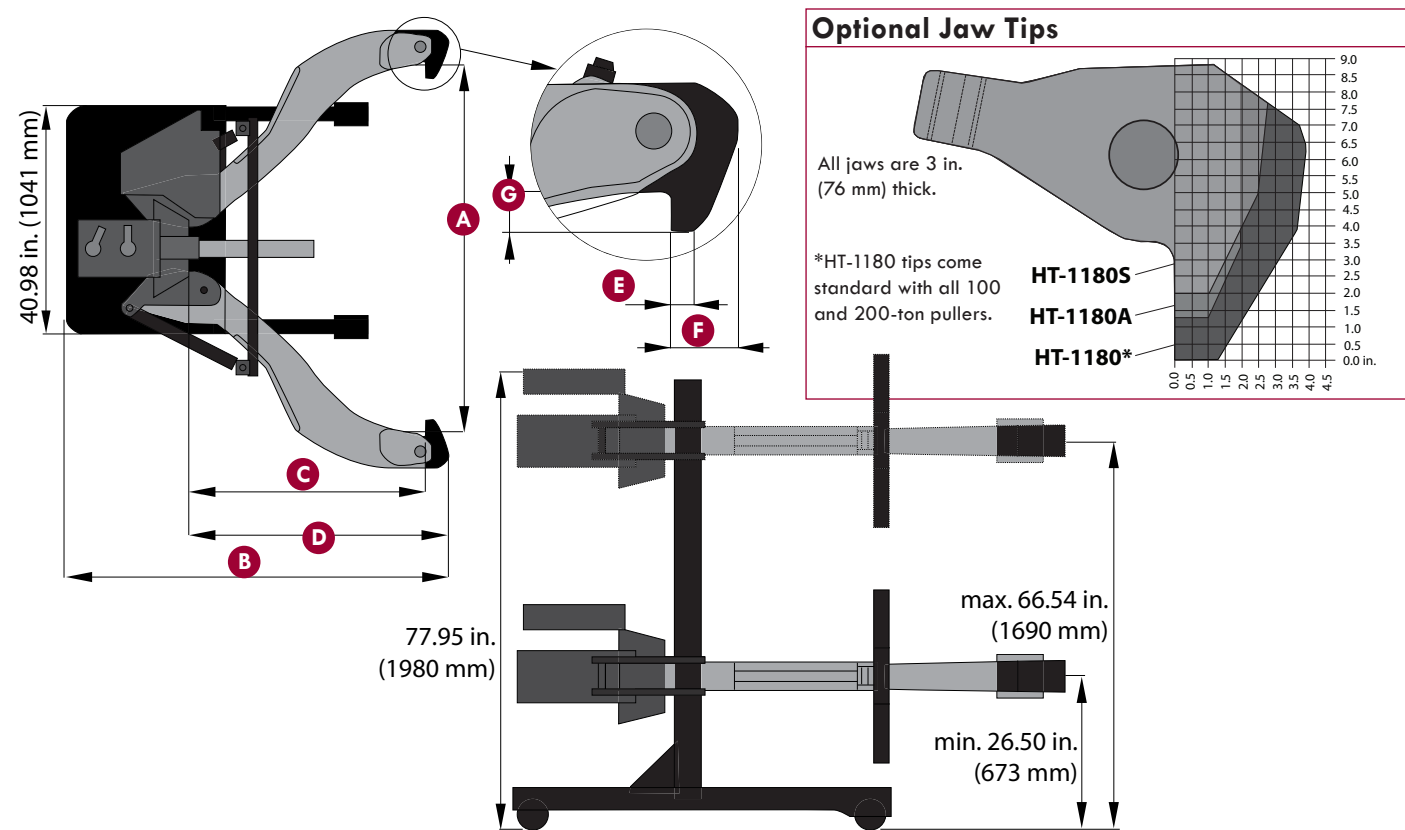


PH-102T 2-Jaw puller pictured with Enerpac hydraulic components.





100-Ton Models & Specifications



Portable 100-Ton Hydraulic Puller Systems										
Model Number	Capacity Tons (kN)	Number of Jaws	Dimensions							Weight lbs. (kg)
			<div>Spread</div> <div>A</div> <div>in. (mm)</div>	<div>Overall Length</div> <div>B</div> <div>in. (mm)</div>	<div>Reach</div> <div>C</div> <div>in. (mm)</div>	<div>Jaw Length</div> <div>D</div> <div>in. (mm)</div>	<div>Jaw Tip Width</div> <div>E</div> <div>in. (mm)</div>	<div>Tip Clearance</div> <div>F</div> <div>in. (mm)</div>	<div>Tip Depth</div> <div>G</div> <div>in. (mm)</div>	
Single Acting										
PH-102T	100 tons (890 kN)	2	7.5 to 70 in. (191 to 1778 mm)	77 in. (1956 mm)	50 in. (1270 mm)	53 in. (1346 mm)	1.25 in. (32 mm)	3.5 in. (89 mm)	3.5 in. (89 mm)	1700 lbs. (771 kg)
PH-100T	100 tons (890 kN)	3	7.5 to 70 in. (191 to 1778 mm)	77 in. (1956 mm)	50 in. (1270 mm)	53 in. (1346 mm)	1.25 in. (32 mm)	3.5 in. (89 mm)	3.5 in. (89 mm)	1950 lbs. (885 kg)
PH-123T	100 tons (890 kN)	2/3	7.5 to 70 in. (191 to 1778 mm)	77 in. (1956 mm)	50 in. (1270 mm)	53 in. (1346 mm)	1.25 in. (32 mm)	3.5 in. (89 mm)	3.5 in. (89 mm)	2000 lbs. (907 kg)
Single Acting Vertical										
PH-102TV	100 tons (890 kN)	2	7.5 to 70 in. (191 to 1778 mm)	77 in. (1956 mm)	50 in. (1270 mm)	53 in. (1346 mm)	1.25 in. (32 mm)	3.5 in. (89 mm)	3.5 in. (89 mm)	1800 lbs. (816 kg)
Double Acting										
PH-102TDA	100 tons (890 kN)	2	7.5 to 70 in. (191 to 1778 mm)	77 in. (1956 mm)	50 in. (1270 mm)	53 in. (1346 mm)	1.25 in. (32 mm)	3.5 in. (89 mm)	3.5 in. (89 mm)	1800 lbs. (816 kg)
PH-100TDA	100 tons (890 kN)	3	7.5 to 70 in. (191 to 1778 mm)	77 in. (1956 mm)	50 in. (1270 mm)	53 in. (1346 mm)	1.25 in. (32 mm)	3.5 in. (89 mm)	3.5 in. (89 mm)	2050 lbs. (930 kg)
PH-123TDA	100 tons (890 kN)	2/3	7.5 to 70 in. (191 to 1778 mm)	77 in. (1956 mm)	50 in. (1270 mm)	53 in. (1346 mm)	1.25 in. (32 mm)	3.5 in. (89 mm)	3.5 in. (89 mm)	2100 lbs. (953 kg)
Double Acting Vertical										
PH-102TVDA	100 tons (890 kN)	2	7.5 to 70 in. (191 to 1778 mm)	77 in. (1956 mm)	50 in. (1270 mm)	53 in. (1346 mm)	1.25 in. (32 mm)	3.5 in. (89 mm)	3.5 in. (89 mm)	1800 lbs. (816 kg)

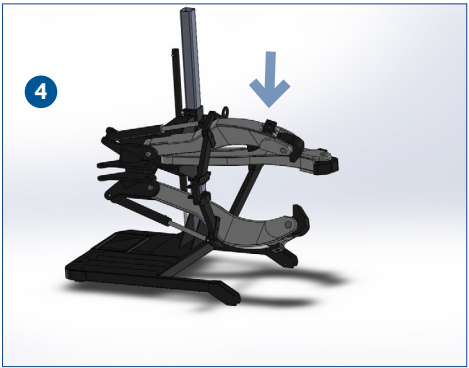
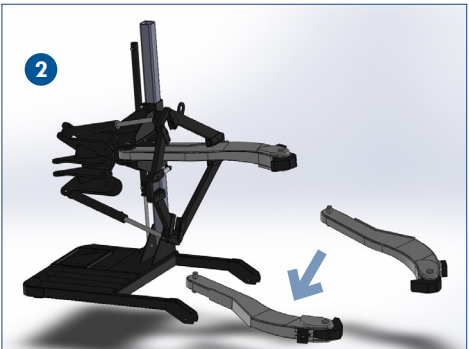
All hydraulics are available with **ENERPAC** or **Power Team** components.

2/3 Jaw Combination 100-Ton

The PH-123T combination 100-ton puller transforms from a 2-jaw to a 3-jaw puller in 4 easy steps. The unique cage design makes this 100-ton puller versatile enough for those tough jobs that may require a 2 or 3-jaw puller. Safety, ease of use and reduction in down time are just a few of the benefits of Posi Lock's pullers.


Transform the 2-jaw to a 3-jaw in 4 easy steps:

- 1 Starting in a 2-jaw configuration, move the cage cylinder from 2-jaw position to 3-jaw position.
- 2 Remove the jaw on the left from the 2-jaw position.
- 3 Place the jaw into the lower 3-jaw position.
- 4 Place jaw from left 2-jaw position into upper 3-jaw position to complete the 3-jaw configuration.



100-Ton Vertical

The 100-Ton vertical hydraulic puller was designed for big pulling jobs with limited jaw placement options. This two-jaw vertical puller is available with a single or double acting cylinder. This versatile puller can also be used in a suspended position.



See page 15 for product specifications and jaw tip options.

Vertical 100-Ton Hydraulic Puller | PH-102TV

CAUTION

It is impossible to predict the exact force required for every pulling job. Setup requirements and the size, shape and condition of the parts being pulled vary greatly.

Always wear protective eye wear.

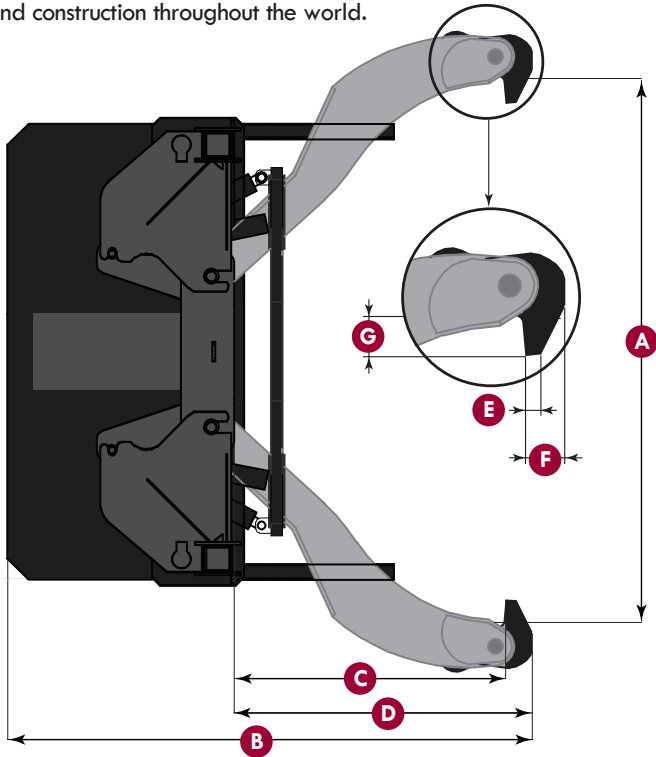
Tools should only be used by personnel who are trained and familiar with their proper use.



200-Ton HYDRAULIC PULLER SYSTEM


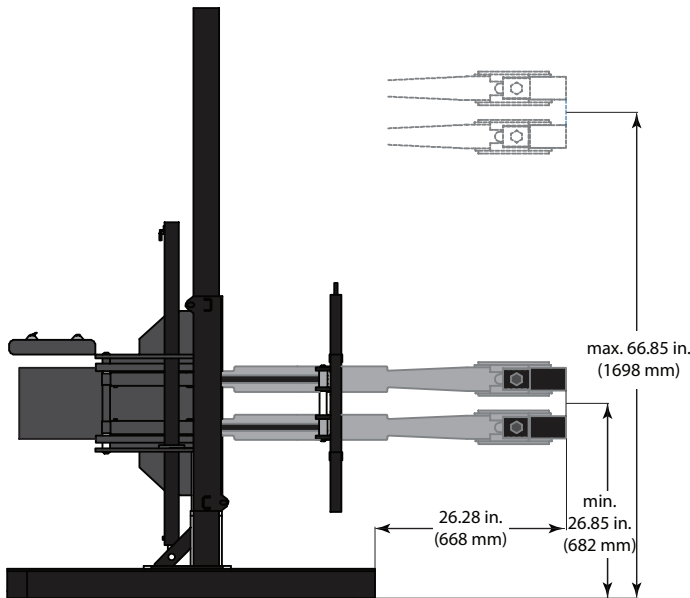
200-Ton Hydraulic Puller System | PH-200T

The PH-200T provides ultimate hydraulic muscle. It has been deemed the preferred maintenance solution for the effective removal of stubborn gears, bearings, wheels, and other press fit items from heavy machinery in various industries such as mining, railroad and construction throughout the world.



Features and Benefits:

- 10,000 PSI electric two-stage pump
- Remote jog switch with 10-foot cord (3.05 m)
- 200-ton cylinder 10,000 PSI, double acting 13.25 inch (337 mm) stroke
- Hydraulic-actuated lift cart extends puller from ground to a height of 5 feet (1.52 m)
- Jaws are hydraulically controlled with cylinders
- Multiple pushing adaptors
  - 1 - 4-in. diameter x 9-in. (102 x 229 mm)
  - 1 - 4-in. diameter x 19-in. (102 x 483 mm)
  - 1 - 4-in. diameter x 29-in. (102 x 737 mm)
  - 1 - 4-in. diameter x 39-in. (102 x 990 mm)
- Adjustable jaw tips
- Adjustable jaw guides
- Specialized jaw tips available



200-Ton Hydraulic Puller

Model Number	Capacity Tons (kN)	Number of Jaws	Dimensions							Weight lbs. (kg)
			Spread A in. (mm)	Overall Length B in. (mm)	Reach C in. (mm)	Jaw Length D in. (mm)	Jaw Tip Width E in. (mm)	Tip Clearance F in. (mm)	Tip Depth G in. (mm)	
PH-200T	200 tons (1779 kN)	4	6.5 to 70 in. (203 to 1778 mm)	78.5 in. (1994 mm)	48 in. (1219 mm)	53 in. (1346 mm)	1.25 in. (32 mm)	3.5 in. (89 mm)	3.5 in. (89 mm)	4150 lbs. (1882 kg)

HYDRAULIC PULLER PARTS AND ACCESSORIES






Hydraulic Puller Parts & Accessories

Components	PH-106/206	PH-108/208	PH-110/210	PH-113/213	PH-116/216	PHS-108/PHS-208
Cage® - 3 Jaw	PH-10653	PH-10853	PH-11053	PH-11353	PH-11653	PH-10853
Cage® - 2 Jaw	PH-20653	PH-20853	PH-21053	PH-21353	PH-21653	PH-20853
Jaw	10654	10854	PH-11054	11354	PH-11654/PH-21654	10854
Jaw Head Assembly - 3 Jaw	PH-10655	PH-10855	PH-11055	PH-11355	PH-11655	PH-10855
Jaw Head Assembly - 2 Jaw	PH-20655	PH-20855	PH-21055	PH-21355	PH-21655	PH-20855
Pin	11056	PH-10856	PH-11056	11356	PH-11656/PH-21656	PH-10856
T-Handle	PH-10657	PH-10857	PH-11057	PH-11357	PH-11657	PH-10857
Snap Ring	11659	PH-10859	PH-11059	PH-11359	PH-11659	PH-10859
Interchangeable Ram Point Sets	PH-5-3	PH-15-5	PH-15-5	PH-25-7	PH-50-8	—
Guard Lift Plate	PH-10652	PH-11052	PH-11052	PH-11352	PH-11652	—
Extension Rod 1.9 in. (48 mm)	—	—	—	—	—	E1414
Extension Rod 2.9 in. (74 mm)	—	—	—	—	—	E1165
Self-Contained Cylinder and Hand Pump	—	—	—	—	—	PLP-1200
Optional Accessories	PH-106/206	PH-108/208	PH-110/210	PH-113/213	PH-116/216	PHS-108/PHS-208
Long Jaw	—	11054	PH-11054L	11354L	PH-11654L/PH-21654L	11054
Extra Long Jaw	—	11054L	—	—	—	11054L
Leveling Arm & Bracket Set	—	—	PH-1110/PH-1210 (Brackets only)	PH-1113/PH-1213	PH-1116/PH-1216	—
Hydraulic Lift Cart	—	—	—	PT-3050/25	PT-3050/25	—
Storage Transport Cart	—	—	—	PT-2550	PT-2550	—

Enerpac and Power Team Hydraulic Components & Pumps

PHES, PHMS, PHAS, PHB, PHA Set Parts List	PH-106/206		PH-108/208		PH-110/210		PH-113/213		PH-116/216	
Hydraulic Components	ENERPAC®	Power Team	ENERPAC®	Power Team	ENERPAC®	Power Team	ENERPAC®	Power Team	ENERPAC®	Power Team
Ton Cylinder	RC-55	C55C	RC-106	C106C	RC-1510	C1510C	RC-2514	C2514C	RC-5013	C5513C
Gauge Adapter	GA-3/GA-4	9670	GA-3/	9670	GA-3	9670	GA-3	9670	GA-3	9670
10,000 PSI Gauge	PH2535*	9040	PH2535*	9040	PH2535*	9040	PH2535*	9040	PH2535*	9040
Female/Male Coupler	CH-604	9796/9798	CH-604	9796/9798	CH-604	9796/9798	CH-604	9796/9798	CH-604	9796/9798
Hose	PH-927*	9754	PH-927*	9754	PH-927*	9754	PH-927*	9754	PH-927*	9754
Pumps	PH-106/206		PH-108/208		PH-110/210		PH-113/213		PH-116/216	
PHMS Set 2 Stage Hand Pump	P-142	P19L	P-142	P19L	P-80	P59L	P-80	P159	P-462	P460
PHES Set 2 Stage Electric Pump	PUJ-1200B	PE172	PUJ-1200B	PE172	PUJ-1200B	PE172	PUJ-1200B	PE172	ZE3	PE172

Ram Point Sets

Fits Model Number	PH-106/206	PH-108/208	PH-110/210	PH-113/213	PH-116/216
					
Set Number	PH-5-3	PH-15-5	PH-25-7	PH-50-8	
Set Includes	Dia. x Length	Dia. x Length	Dia. x Length	Dia. x Length	
Flat Ram Point	-	1 x 1 in. (25 x 25mm)	1.5 x 2.25 (38 x 57mm)	2 x 3 (51 x 76mm)	
	1 x 3 (25 x 76mm)	1 x 3 (25 x 76mm)	2 x 2.25 (51 x 57mm)	2.75 x 3 (70 x 76mm)	
	-	-	2 x 4 (51 x 102mm)	2.75 x 5 (70 x 127mm)	
Tapered Ram Point	-	1 x 1.5 (25 x 38mm)	1.5 x 2.5 (38 x 64mm)	2.75 x 3.75 (70 x 95mm)	
	1 x 3.5 (25 x 89mm)	1 x 3.5 (25 x 89mm)	2 x 2.25 (51 x 64mm)	2 x 3.75 (51 x 95mm)	
	-	-	2 x 4.5 (51 x 114mm)	2.75 x 5.5 (70 x 140mm)	
Ram Point Adaptor	-	-	-	2.75 x 2.25 (70 x 57mm)	



Hydraulic Bench Vise | PHV859A

Posi Lock’s hands-free hydraulic bench vise provides 5 TONS of clamping force, plus an air control valve for variable speed and safety. Operated by a 10,000 PSI foot pump this vise allows you to have two free hands for your project. This vise can easily help complete repetitive, heavy, oversized, awkward or multi-piece jobs. The PHV859A has enough power to crush a half-inch nut, yet precisely clamp an egg.

The Hydraulic Bench vise boasts 52,600 PSI tensile strength cast steel construction and operates in vertical and horizontal positions. The 8 inch jaws open up to 8 inches (203 mm). An air supply is required when using a hydraulic pump (90-175 PSI recommended). Vise may be used with other 10,000 PSI hydraulic pumps.

Available with **ENERPAC** or **Power Team** components.


Hydraulic Bench Vise		
Components	Model Number	
5-Ton Hydraulic Vise	PHV859A	
Hold-Ets Magnetic Vise Clips	HE3	
Hydraulic Components	<b>ENERPAC</b>	<b>Power Team</b>
10,000 PSI Foot Pump	PA-133	PA6
Gauge, Adaptor, Hose, Coupler included	—	—



Hydraulic foot pump allows hands to remain free.



Watch me on YouTube:  
[www.youtube.com/thecageisthekey](http://www.youtube.com/thecageisthekey)



Bench vise used in the horizontal position.



Bench vise used vertically as a press.

Magnetic Vise Clips | HE3

Hold-Ets magnetically hold sockets for assembling and disassembling universal joints and many other jobs. They provide 3 inches (76 mm) of rigid aluminum construction and superior magnetic locking power to hold screws, rings, c-clips, springs, and many other shapes and sizes for repair projects.


Hold-Ets make any job a one-man operation with superior strength to hold 5½ (2.49 kg) pounds vertically and 2¾ (1.24 kg) pounds horizontally. They can be used as a jaw liner for non-marking material and hold threaded objects rigid without damage to threads.



Undercut Bolt Sets | UB200 & UB300

Posi Lock’s undercut bolt sets virtually eliminate the problem of “Bolt Binding.” This innovative precision undercut bolt and washer system helps reduce downtime and increase productivity by helping you achieve and maintain perfect alignment faster and easier than ever before.

The UB200 and UB300 sets feature hardened, grade-8 bolts with maximum clearance and through-hardened, plated washers.



**UB200 Set**  
  
Diameters:  
5/16 to 1/2 in.  
(7.9 to 12.7 mm)  
  
Lengths:  
1¼ to 2 in.  
(32 to 50.8 mm)  
  
Weight:  
12 lbs.  
(5.5 kg)

**UB300 Set**  
  
Diameters:  
9/16 to 3/4 in.  
(14 to 19 mm)  
  
Lengths:  
1½ to 2½ in.  
(38 to 63.5 mm)  
  
Weight:  
33 lbs.  
(15 kg)

UB200 Set		
Part Number	Size in. (mm)	Quantity
Undercut Bolts		
U5125	5/16 in. Dia. x 1 1/4 in.	12
U5150	5/16 in. Dia. x 1 1/2 in.	12
U6125	3/8 in. Dia. x 1 1/4 in.	12
U6150	3/8 in. Dia. x 1 1/2 in.	12
U8150	1/2 in. Dia. x 1 1/2 in.	12
U8175	1/2 in. Dia. x 1 3/4 in.	12
U8200	1/2 in. Dia. x 2 in.	12
Hardened Washers		
UW5	5/16 in. Dia.	24
UW6	3/8 in. Dia.	24
UW8	1/2 in. Dia.	36

UB300 Set		
Part Number	Size in. (mm)	Quantity
Undercut Bolts		
U9150	9/16 in. Dia. x 1 1/2 in.	12
U9200	9/16 in. Dia. x 2 in.	12
U9250	9/16 in. Dia. x 2 1/2 in.	12
U1020	5/8 in. Dia. x 2 in.	12
U1022	5/8 in. Dia. x 2 1/4 in.	12
U1025	5/8 in. Dia. x 2 1/2 in.	12
U1220	3/4 in. Dia. x 2 in.	12
U1222	3/4 in. Dia. x 2 1/4 in.	12
U1225	3/4 in. Dia. x 2 1/2 in.	12
Hardened Washers		
UW9	9/16 in. Dia.	36
UW10	5/8 in. Dia.	36
UW12	3/4 in. Dia.	36

Posi Lock’s machine shop can produce additional bolt and washer sizes to suit your specifications. Contact our sales team for more information. +1-701-797-2600.

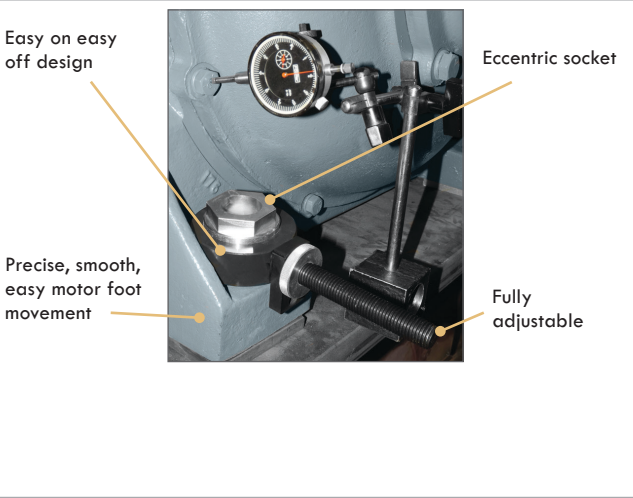


Side Align Tool Sets

Because aligning rotating machinery is not just about precision measuring but precision moving, Posi Lock is providing you with our SIDE ALIGN.

If you have precise measuring equipment, let SIDE ALIGN provide you with the ability to make precise horizontal adjustments within .001 inch or closer.

Portable SIDE ALIGN sets make aligning your motors, pumps, and gear boxes safe, quick, easy and to the tolerances you demand. Eliminate the use of jack bolts, frames and heavy hammers.



Watch me on YouTube:  
www.youtube.com/thecageisthekey



**AT-1104**  
2-300 HP  
Securing bolt sizes:  
3/8 to 3/4 in.  
Weight: 12 lbs.

**M-AT1104**  
1-224 kW  
Securing bolt sizes:  
8 to 12 mm  
Weight: 5.5 kg

**AT-1108**  
2-300+ HP  
Securing bolt sizes:  
3/8 to 1 1/4 in.  
Weight: 32 lbs.

**M-AT1108**  
1-224+ kW  
Securing bolt sizes:  
8 to 30 mm  
Weight: 14.5 kg

		ALIGNMENT TOOL RANGE			ECCENTRIC SOCKET SIZES				MOTOR APPLICATION RANGE			
		Model	Qty in Set	Tool Range	Actuator Socket Required	Qty in Set	Actuator Socket Size	Stud Hole Size	Power Range	AC Motor Frame	DC Motor Frame	
Alignment Tool Sets - <b>Standard</b>												
AT-1108 Set	AT-1104 Set	ATN-1	2	13/16 to 1 5/8 in.	ES-1	2	9/16 in.	3/8 in.	2-30 HP	182-286TS	182A-288A	
		ATN-2	2	7/8 to 2 in.	ES-2	2	3/4 in.	1/2 in.				
		ATN-3	2	7/8 to 2 5/8 in.	ES-3	2	15/16 in.	5/8 in.	20-300 HP	324T-449TS	323A-368A	
				ES-4	2	1 1/8 in.	3/4 in.					
	ATN-4	2	1 1/2 to 4 1/2 in.	ES-5	2	1 5/16 in.	7/8 in.	300+ HP	5040-505S	403A-448A		
				ES-6	2	1 1/2 in.	1 in.					
	ATN-5	2	1 7/8 to 6 1/8 in.	ES-7	2	1 11/16 in.	1 1/8 in.	300+ HP	400M-8211S	503A-688A		
				ES-8	2	1 7/8 in.	1 1/4 in.					
	Alignment Tool Sets - <b>Metric</b>											
	M-AT1108 Set	M-AT1104 Set	ATN-1	2	21 to 42 mm	MES-1	2	13 mm	8 mm	1-22 kW	80-132	132-180
ATN-2			2	22 to 51 mm	MES-2	2	17 mm	10 mm				
ATN-3			2	22 to 67 mm	MES-3	2	19 mm	12 mm	14-224 kW	160-225	200-225	
				MES-4	2	24 mm	16 mm					
ATN-4		2	38 to 114 mm	MES-5	2	30 mm	20 mm	224+ kW	250-355	250-355		
				MES-6	2	36 mm	24 mm					
ATN-5		2	48 to 156 mm	MES-7	2	46 mm	30 mm	224+ kW	400	400		



All Posi Lock forged parts carry a lifetime warranty with the exception of transmission jaws. All other Posi Lock parts and components are guaranteed for one year against defects in materials and workmanship to meet the exacting standards and requirements of professional maintenance. Every product manufactured by Posi Lock and found to be defective (by the factory) in either material or workmanship, will be repaired or replaced. This warranty applies to the original purchaser (end user) only and is nontransferable.

This warranty does not cover any product or part that has been abused, worn out, heated, ground or otherwise altered, used for a purpose other than that for which it was intended or used in a manner inconsistent with any instructions regarding its use. Use of an impact wrench voids the warranty.

Damaged components, including bent rams, dented or crushed cylinder walls are the result of misuse, misapplication or a combination of both and will not be considered under warranty. Normal wear such as worn out seals, couplers, O-rings and springs does not constitute a defect and will not be considered for warranty credit. The foregoing constitutes the only warranty made by the company.

In the unlikely event that product fails due to material or workmanship defect, you are instructed to contact the Posi Lock warranty division at +1-701-797-2600 or info@posilock.com. Except where such limitations and exclusions are specifically prohibited by law, the consumer’s sole and exclusive remedy shall be the repair or replacement of the defective product.

Notice: Posi Lock reserves the right to make changes in design or construction of tools and equipment without obligation to incorporate such changes in tools and equipment previously sold.

DECLARATION OF CONFORMITY

Posi Lock products are in compliance with EU legislation and may be sold throughout the European Economic Area (EEA, the 28 Member States of the EU and European Free Trade Association (EFTA) countries Iceland, Norway, Liechtenstein).



Intertek

ISO 9001:2008 CERTIFIED

ISO 9001:2008 is a series of standards, developed and published by the International Organization for Standardization (ISO), that define, establish, and maintain an effective quality assurance system for manufacturing and service industries.