

LED Floodlight



LED Shoebox UF111E-114E



Features

- 100W / 150W / 200W / 300W LED Shoebox
- High efficacy >110lm/W
- Uniform light output
- Perform as street light, tunnel light, highbay, wall pack, floodlight
- Color Rendering Index: ≥70

Materials / Finish

- Body: Die-casting aluminium housing
- Chips: Samsung

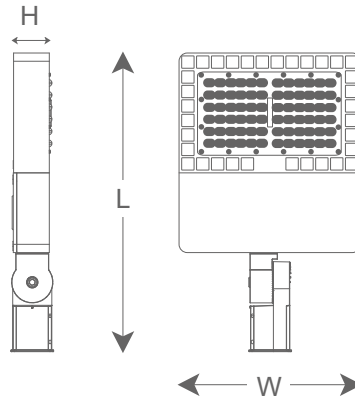
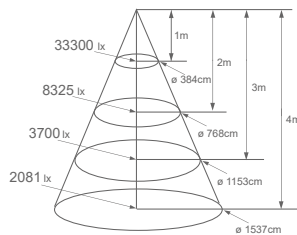
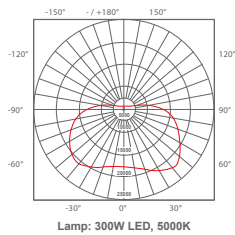
Installation / Mounting

- Flexible installation wall mounted with various accessories available

Standards

- Class II Electrical
- IP65
- UL, FCC, DLC

Accessories



	(L)	(W)	(H)
100W :	φ19.33"	13"	2.56"
150W :	φ21.42"	13"	2.56"
200W :	φ24.72"	13"	2.56"
300W :	φ28.9"	13"	2.56"



Model	Voltage	Wattage	Color Temp	Beam Angle	CRI (Ra)	Lumen
UF111E-100W/740	90-305V	100W	4000K	125 x 46°	≥70	11200 lm
UF111E-100W/750	90-305V	100W	5000K	125 x 46°	≥70	11250 lm
UF112E-150W/740	90-305V	150W	4000K	125 x 46°	≥70	16400 lm
UF112E-150W/750	90-305V	150W	5000K	125 x 46°	≥70	17000 lm
UF113E-200W/740	90-305V	200W	4000K	125 x 46°	≥70	21800 lm
UF113E-200W/750	90-305V	200W	5000K	125 x 46°	≥70	22000 lm
UF114E-300W/740	90-305V	300W	4000K	125 x 46°	≥70	32500 lm
UF114E-300W/750	90-305V	300W	5000K	125 x 46°	≥70	33300 lm