

MATERIAL HANDLING EQUIPMENT

Why choose between price and quality,
WHEN YOU CAN HAVE BOTH!



25
Of Innovation **YEARS**

CATALOG

NOBLELIFT North America- WEST
1625 Fremont Court, Ontario, CA 91761
Tel: 909-212-1962 · don.hwang@nobleliftna.com
www.nobleliftna.com

Table of Contents

Diesel Rough Terrain Forklifts	3-4
Lithium Rough Terrain Forklifts	5-6
Diesel Pneumatic Forklifts	7-8
4 Wheel Electric Forklifts	9-22
4 Wheel Forklift Additional Options	23
3 Wheel Electric Forklifts	24-27
3 Wheel Forklift Additional Options	28
VNA Turret Truck	29
Sit-down Reach Trucks	30-31
Stackers	32-42
Electric Walkie Pallet Jacks	43-51
Tugger / Tow-Tractor	52
Walk-Behind / Ride-On Scrubbers	53-54
Aerial Work Platform-AWP Scissor Lifts	55-57
Self-Propelled Package Picker	58
Manual Hand Pallet Jacks	59-60
Forks and Fork Extensions	61

NOBLELIFT North America- WEST
1625 Fremont Court, Ontario, CA 91761
Tel: 909-212-1962 · don.hwang@nobleliftna.com
www.nobleliftna.com

**RT Series 2WD/4WD Diesel Rough Terrain Forklift
5,000-7,000lbs**

MODELS: FD2RT50 / FD2RT70 / FD4RT50 / FD4RT70

STANDARD FEATURES:

- Lift Capacity 5,000-7,000 lb.
- Engine LS Mtron EPA Tier 4F Diesel Engine (Korean)
- Liter 4.0L 56HP
- Transmission TCM Technology Hydraulic Trans 4 Wheel Drive
- Battery 12/90Ah
- Mast 118" 2-Stage | LMH: 81.5"
- Attachment Side-Shift
- Hydraulic Valves 4-Way
- Hose Group Internal Hosing for 3-Stage Full Free View Masts
- Load Backrest 48" High
- Forks 42"
- Ground Clearance 8.66"
- Drive Tires Pneumatic - 14-17.5-14PR / Thread 49'
- Steer Tires Pneumatic - 10.0/75-15.3 / Thread 47'
- Gradeability 45% Full Load
- Warranty 3 Year or 6000 hr. Warranty

NEW

Standard Equipment

- Mast height: 118"
- Load Center Distance: 24"
- Front/Rear Work light
- Beacon Strobe Light
- Deluxe Suspension Seat
- Dual Rearview Mirrors
- OHG: 88.97-89.7"
- Adjustable Performance Parameters
- On-Demand Fully Hydrostatic Power Steering (FHPS)
- LCD Display and CAN Bus function
- Full Suspension Seat
- Operator Restraint System with Retractable Seat Belt
- Can-Bus Communications System
- Operator Presence Sensing System
- Draw Bar Pin
- Tilt Steering Column
- OHG Mounted Headlights
- Small Diameter Steering Wheel with Spinner Knob
- Parking Brake Warning
- Cushioned Rubber Floor Mat
- Waterproof Design



MODELS: FD2RT50 / FD2RT70 / FD4RT50 / FD4RT70

MODEL	FUEL	DRIVE	CAPACITY	WEIGHT
FD4RT50	Diesel	4WD	5000	10,670 lb.
FD4RT70	Diesel	4WD	7000	12,012 lb.
FD2RT50	Diesel	2WD	5000	9,900 lb.
FD2RT70	Diesel	2WD	7000	11,396 lb.

5000lbs (FD4RT50 and FD2RT50)

MAST TYPE	Tilt	Lift Ht.	LMH	FL
3-Stage Full Free View	10°F/12°B	157"	81.7"	35.2"
3-Stage Full Free View	10°F/12°B	171"	86.6"	40.1"
3-Stage Full Free View	10°F/12°B	185"	91.1"	44.6"
3-Stage Full Free View	6°F/6°B	236"	110.2"	63.7"

7000lbs (FD4RT70 and FD2RT70)

MAST TYPE	Tilt	Lift Ht.	LMH	FL
3-Stage Full Free View	10°F/12°B	157"	86.6"	35.2"
3-Stage Full Free View	10°F/12°B	171"	91.5"	40.2"
3-Stage Full Free View	10°F/12°B	185"	96.1"	44.7"
3-Stage Full Free View	6°F/6°B	236"	115.2"	63.8"

Additional options

Side Shift Fork Positioner-Cascade

Available Fork Length: 48"/54"/60"/66"/72"/78"

Grammer suspension seat

Fire Extinguisher

Cabin (Includes: Heat, AC & Fan)

FE2RT Series LITHIUM-IRON Rough Terrain Forklift

MODELS: FE2RT35Li / FE2RT50Li

STANDARD FEATURES:



- Mast: 118" Standard
- Lift Capacity: 3,500 lbs. & 5,000 lbs.
- Lithium iron phosphate battery 80v/320ah with battery management system
- Tires: Drive – Pneumatic - 12-16.5-12PR / Thread 45"
- Steer – Pneumatic - 27x10-12 -12PR / Thread 47.4"
- Turning radius-107.5"
- Ground clearance-10.6"
- Maximum gradeability – FE2RT35Li: 30% Full Load | FE2RT50Li: 25% Full Load
- Load Center Distance: 24"
- Tilt: 10°F/12°B
- 4-Way Proportional Hydraulic Control Valve Standard
- Side Shift
- Fork: 48" Standard
- Intelligent Monitoring System (IMS) Display Indicators
- Operator Presence Sensing System
- Draw Bar Pin
- Tilt Steering Column
- Small Diameter Steering Wheel with Spinner Knob
- Reverse alarm
- Comfort Package:
 - Cylinder boots for tilt cylinder
 - Rear blue light/Rear Hand grip with horn
 - Left Right Rearview Mirrors
 - USB connector
 - Rear work light



MODELS: FE2RT35Li / FE2RT50Li

MODEL	Power	DRIVE	CAPACITY	WEIGHT
FE2RT35	Lithium	2WD	3500	8,008 lb.
FE2RT50	Lithium	2WD	5000	9,856 lb.

MAST TYPE	Tilt	Lift Ht.	LMH	FL
3-Stage Full Free View	10°F/12°B	157"	80"	34"
3-Stage Full Free View	10°F/12°B	171"	85"	39"
3-Stage Full Free View	10°F/12°B	185"	89.6"	43.7"
3-Stage Full Free View	6°F/6°B	236"	108.7"	62.6"

Additional options

Side Shift Fork Positioner-Cascade

Fire Extinguisher

Cabin (Includes: Heat, AC & Fan)

Heated battery protection system

3 Year Limited Warranty

10 Year Limited Warranty on LITHIUM Battery

FD4P SERIES 4 WHEEL DIESEL PNEUMATIC FORKLIFT

MODEL: FD4P50 / FD4P60 / FD4P70

STANDARD FEATURES:

- Lift Capacity 5,000-7,000 lbs.
- Engine LS Mtron EPA Tier 4F Diesel Engine (Korean)
- Liter 4.0L 56HP
- Transmission TCM Technology Hydraulic Trans 4 Wheel Drive
- Battery 12/90Ah
- Mast 118" Standard
- Attachment Side-Shift
- Hydraulic Valves 4-Way
- Hose Group Internal Hosing for 3-Stage Full Free View Masts
- Load Backrest 48" High
- Forks 42"
- Ground Clearance 8.66"
- Drive Tires Solid Pneumatic - 23 x 9-10-18PR
- Steer Tires Solid Pneumatic - 18 x 7-8-14PR
- Warranty 3 Year or 6000 hr. Warranty

Standard Equipment

- Load Center Distance: 24"
- Front/Rear Work light
- Beacon Strobe Light
- Deluxe Suspension Seat
- Dual Rearview Mirrors
- OHG: 80.5"
- Adjustable Performance Parameters
- On-Demand Fully Hydrostatic Power Steering (FHPS)
- LCD Display
- Full Suspension Seat
- Operator Restraint System with Retractable Seat Belt
- Can-Bus Communications System
- Operator Presence Sensing System
- Draw Bar Pin
- Tilt Steering Column
- OHG Mounted Headlights
- Small Diameter Steering Wheel with Spinner Knob
- Parking Brake Warning
- Cushioned Rubber Floor Mat
- Waterproof Design



MODEL: FD4P50 / FD4P60 / FD4P70

MODEL	FUEL	CAPACITY	WEIGHT
FD4P50	Diesel	5,000	8,013 lb.
FD4P60	Diesel	6,000	9,568 lb.
FD4P70	Diesel	7,000	10,383 lb.

Diesel Pneumatic Series

MAST TYPE	Tilt	Lift Ht.	LMH	FL
2-Stage Full Free View	6°F/10°B	118"	80.5"	41.6"
3-Stage Full Free View	6°F/6°B	157"	77.6"	38.7"
3-Stage Full Free View	6°F/6°B	177"	84.4"	45.6"
3-Stage Full Free View	6°F/6°B	189"	88.4"	49.5"
3-Stage Full Free View	6°F/6°B	197"	94"	55.2"
3-Stage Full Free View	3°F/6°B	217"	103.2"	64.4"
3-Stage Full Free View	3°F/6°B	236"	112.4"	73.5"

Optional Equipment	FD4P50	FD4P60/70
--------------------	--------	-----------

Available Fork Length: 48"/54"/60"/66"/72"/78"

Side Shift Fork Positioner

Dual Drive Tires

White Non-marking Solid Pneumatics

Fire Extinguisher

Ignition lock out seat belts

48V/50A Charger 110V 3 Prong Plug

Bottlers Tilt (10° Forward / 5° Back) FD4P50-70 Series

Cabin (Includes: Heat, AC & Fan)

FE4P80/110Q SERIES LITHIUM-IRON ELECTRIC FORKLIFT

AC POWERED ELECTRIC FORKLIFTS WITH EXCEPTIONAL PERFORMANCE

MODEL: FE4P80Q / 110Q

STANDARD FEATURES:



- Mast: 118" Standard
- Lift Capacity: 8,000-11,000 lb.
- Fork: 42" Standard
- Load Center Distance: 24"
- Tilt: 6°F/10°B
- Side Shift
- Blue Light
- Rear Work light
- Rear Grab Bar with Horn
- USB Connector
- Deluxe Suspension Seat
- Dual Rearview Mirrors
- OHG: 80.8"
- Battery: 80V/300Ah Lithium-Iron LFP
- Charger 80V/150A 208-240V or 480V 3 Phase
- Tires: Drive – Solid Pneumatic, 18X7-8
- Steer – Solid Pneumatic, 5.00-8-10PR
- 80 Volt Electrical TOTAL AC System
- All-Around Front Wheel Drive
- Curtis or InMotion Computer Control System
- Adjustable Performance Parameters
- AC Hydraulic Pump & Power Steering Motor
- Intelligent Monitoring System (IMS) Display Indicators
- On-Board Self-Diagnostics
- 4-Way Proportional Hydraulic Control Valve Standard
- Infinitely Variable Hydraulic Control Speeds
- On-Demand Fully Hydrostatic Power Steering (FHPS)
- Battery Discharge Indicator (BDI) w/ Lift Interrupt
- Comfort seat
- Operator Restraint System w/ Retractable Seat Belt



- Can-Bus Communications System
- Operator Presence Sensing System
- 48" High Load Back Rest
- Draw Bar
- Tilt Steering Column
- OHG Mounted Headlights
- Easy Open Side Battery Access Door
- Small Diameter Steering Wheel with Spinner Knob
- Multiple Regenerative Systems
- Parking Brake Warning
- Cushioned Rubber Floor Mat
- IPX4 Water Resistance Design
- Battery Restraint System
- Paper Binder with Pen Tray

3 Year Limited Warranty

10 Year Limited Warranty on LITHIUM Battery

MODEL: FE4P80Q / 110Q

MODEL	FUEL TYPE	CAPACITY	WEIGHT	VOLTAGE
FE4P80Q	Electric	8,000	12,500 lb.	80
FE4P110Q	Electric	11,000	16,280 lb.	80

MAST TYPE	Tilt	Lift Ht.	LMH	FL
2-Stage Full Free View	6°F/10°B	118"	80.5"	41.6"
3-Stage Full Free View	6°F/6°B	157"	77.6"	38.7"
3-Stage Full Free View	6°F/6°B	177"	84.4"	45.6"
3-Stage Full Free View	6°F/6°B	189"	88.4"	49.5"
3-Stage Full Free View	6°F/6°B	197"	94"	55.2"
3-Stage Full Free View	3°F/6°B	217"	103.2"	64.4"
3-Stage Full Free View	3°F/6°B	236"	112.4"	73.5"

Optional Battery & REMA Charger

80V/400Ah Lithium 80V/200A 208-240V or 480V 3 Phase
10 Year Limited Warranty on LITHIUM Battery

80V/554Ah Lithium 80V/200A 208-240V or 480V 3 Phase
10 Year Limited Warranty on LITHIUM Battery

Lithium Battery Wrap for Colder Temperatures

ADDITIONAL OPTIONS FOR 4-WHEEL SIT-DOWN SEE PAGE 23

FE4P50/60/70Q SERIES LITHIUM-IRON ELECTRIC FORKLIFT

AC POWERED ELECTRIC FORKLIFTS WITH EXCEPTIONAL PERFORMANCE

MODEL: FE4P50 / 60Q / 70Q

STANDARD FEATURES:

- Mast: 118" Standard
- Lift Capacity: 5,000-7,000 lb.
- Fork: 42" Standard
- Load Center Distance: 24"
- Tilt: 6°F/10°B
- Side Shift
- Blue Light
- Rear Work light
- Rear Grab Bar with Horn
- USB Connector
- Deluxe Suspension Seat
- Dual Rearview Mirrors
- OHG: 80.8"
- Battery: 80V/300Ah Lithium-Iron LFP
- Charger 80V/150A 208-240V or 480V 3 Phase
- Tires: Drive – Solid Pneumatic, 18X7-8
- Steer – Solid Pneumatic, 5.00-8-10PR
- 80 Volt Electrical TOTAL AC System
- All-Around Front Wheel Drive
- Curtis or InMotion Computer Control System
- Adjustable Performance Parameters
- AC Hydraulic Pump & Power Steering Motor
- Intelligent Monitoring System (IMS) Display Indicators
- On-Board Self-Diagnostics
- 4-Way Proportional Hydraulic Control Valve Standard
- Infinitely Variable Hydraulic Control Speeds
- On-Demand Fully Hydrostatic Power Steering (FHPS)
- Battery Discharge Indicator (BDI) w/ Lift Interrupt
- Comfort seat
- Operator Restraint System w/ Retractable Seat Belt



- Can-Bus Communications System
- Operator Presence Sensing System
- 48" High Load Back Rest
- Draw Bar
- Tilt Steering Column
- OHG Mounted Headlights
- Easy Open Side Battery Access Door
- Small Diameter Steering Wheel with Spinner Knob
- Multiple Regenerative Systems
- Parking Brake Warning
- Cushioned Rubber Floor Mat
- IPX4 Water Resistance Design
- Battery Restraint System
- Paper Binder with Pen Tray

3 Year Limited Warranty

10 Year Limited Warranty on LITHIUM Battery

MODEL: FE4P60 / 70Q

MODEL	FUEL TYPE	CAPACITY	WEIGHT	VOLTAGE
FE4P50Q	Electric	5,000	7,920 lb.	80
FE4P60Q	Electric	6,000	8,954 lb.	80
FE4P70Q	Electric	7,000	9,856 lb.	80

FE4P50Q (5,000 lbs.)

MAST TYPE	Tilt	Lift Ht.	LMH	FL
2-Stage Full Free View	6°F/10°B	118"	81.5"	44.5"
3-Stage Full Free View	6°F/6°B	157"	78.5"	41.6"
3-Stage Full Free View	6°F/6°B	177"	85.5"	48.5"
3-Stage Full Free View	6°F/6°B	189"	89"	52.5"
3-Stage Full Free View	6°F/6°B	197"	95"	58"

FE4P60/70Q (6,000 & 7,000 lbs.)

MAST TYPE	Tilt	Lift Ht.	LMH	FL
2-Stage Full Free View	6°F/10°B	118"	81.7"	39"
3-Stage Full Free View	6°F/6°B	157"	78.7"	38.9"
3-Stage Full Free View	6°F/6°B	177"	85.6"	43"
3-Stage Full Free View	6°F/6°B	189"	89.6"	46.9"
3-Stage Full Free View	6°F/6°B	197"	95.2"	52.5"
3-Stage Full Free View	3°F/6°B	217"	104.4"	61.7"
3-Stage Full Free View	3°F/6°B	236"	113.6"	70.9"

Optional Battery & REMA Charger

80V/400Ah Lithium 80V/200A 208-240V or 480V 3 Phase

10 Year Limited Warranty on LITHIUM Battery

80V/554Ah Lithium 80V/200A 208-240V or 480V 3 Phase

10 Year Limited Warranty on LITHIUM Battery

Lithium Battery Wrap for Colder Temperatures

ADDITIONAL OPTIONS FOR 4-WHEEL SIT-DOWN SEE PAGE 23

FE4P40Q SERIES LITHIUM-IRON ELECTRIC FORKLIFT

AC POWERED ELECTRIC FORKLIFTS WITH EXCEPTIONAL PERFORMANCE

MODEL: FE4P40Q



STANDARD FEATURES:

- Mast: 118" Standard
- Lift Capacity: 4,000 lbs.
- Fork: 42" Standard
- Load Center Distance: 24"
- Tilt: 6°F/10°B
- Side Shift
- Blue Light
- Rear Work light
- Rear Grab Bar with Horn
- USB Connector
- Deluxe Suspension Seat
- Dual Rearview Mirrors
- OHG: 80.8"
- Battery: 48V/300Ah Lithium-Iron LFP standard
- 48V/150A 208-240V or 480V 3 Phase Charger
- Tires: Drive – Solid Pneumatic, 18X7-8
- Steer – Solid Pneumatic, 5.00-8-10PR
- 48 Volt Electrical TOTAL AC System
- All-Around Front Wheel Drive
- Curtis or InMotion Computer Control System
- Adjustable Performance Parameters
- AC Hydraulic Pump & Power Steering Motor
- Intelligent Monitoring System (IMS) Display Indicators
- On-Board Self-Diagnostics
- 4-Way Proportional Hydraulic Control Valve Standard
- Infinitely Variable Hydraulic Control Speeds
- On-Demand Fully Hydrostatic Power Steering (FHPS)
- Battery Discharge Indicator (BDI) w/ Lift Interrupt
- Comfort seat
- Operator Restraint System w/ Retractable Seat Belt



- Can-Bus Communications System
- Operator Presence Sensing System
- 48" High Load Back Rest
- Draw Bar
- Tilt Steering Column
- OHG Mounted Headlights
- Easy Open Side Battery Access Door
- Small Diameter Steering Wheel with Spinner Knob
- Multiple Regenerative Systems
- Parking Brake Warning
- Cushioned Rubber Floor Mat
- IPX4 Water Resistance Design
- Battery Restraint System
- Paper Binder with Pen Tray

3 Year Limited Warranty

10 Year Limited Warranty on LITHIUM Battery

MODEL: FE4P40Q

MODEL	FUEL TYPE	CAPACITY	WEIGHT	VOLTAGE
FE4P40Q	Electric	4,000	6,996 lb.	48

FE4P40Q (4,000 lbs.)

MAST TYPE	Tilt	Lift Ht.	LMH	FL
2-Stage Full Free View	6°F/10°B	118"	80.5"	41.6"
3-Stage Full Free View	6°F/6°B	157"	77.9"	38.7"
3-Stage Full Free View	6°F/6°B	177"	84.8"	45.6"
3-Stage Full Free View	6°F/6°B	189"	88.7"	49.5"
3-Stage Full Free View	6°F/6°B	197"	92.6"	55.2"

Optional Battery & REMA Charger

48V/400Ah Lithium 48V/200A 208-240V or 480V charger

10 Year Limited Warranty on LITHIUM Battery

Lithium Battery Wrap for Colder Temperatures

ADDITIONAL OPTIONS FOR 4-WHEEL SIT-DOWN SEE PAGE 23

FE4P50C 4-WHEEL Electric Cushion Tire Forklift

Fully AC Powered 5000 lbs. Cushion Tire Forklift with LITHIUM-IRON Solution

MODEL: FE4P50C

STANDARD FEATURES:

- Mast: 118" Standard
- Lift Capacity: 5,000 lb.(2.5t)
- Fork: 42" (1070mm) Standard
- Load Center Distance: 24"
- Side Shift
- Lithium Battery: 80V/412Ah Lithium-Iron LFP (BMS integrated with International Antenna)
- Charger 80V/200A 208-240V or 480V 3 Phase
- Tires:
 - Drive – Solid Cushion 21x7-15
 - Steer – Solid Cushion 16x6-10.5
- 80 Volt Electrical TOTAL AC System
- InMotion Controller
- AC Hydraulic Pump & Power Steering Motor
- Can-Bus Communications System
- 4-Way Proportional Hydraulic Control Valve
- On-Demand Fully Hydrostatic Power Steering (FHPS)
- Battery Discharge Indicator (BDI) w/ Lift Interrupt
- Suspension Seat
- Operator Restraint System w/ Retractable Seat Belt
- Operator Presence Sensing System
- 48" High Load Back Rest
- Tilt Steering Column
- Comfort package:
 - OHG Mounted Headlights
 - Blue light/Rear working light
 - Rear Grab Bar with Horn
 - USB Connector
 - Dual Rearview Mirrors
- Small Diameter Steering Wheel with Spinner Knob
- Cushioned Rubber Floor Mat
- IPX4 Water Resistance Design
- Paper Binder with Pen Tray

NEW



3 Year Limited Warranty

10 Year Limited Warranty on LITHIUM Battery

MODEL: FE4P50C

MODEL	FUEL TYPE	CAPACITY	VOLTAGE
FE4P50C	Electric	5000 lb.	80

- Optional - 80V/554Ah Lithium Battery additional \$2600

MAST TYPE	Tilt F/B	MFH inch	OALH inch	FL inch
2-Stage Full Free View	6/8	118	81.5	44.5
3-Stage Full Free View	6/6	177	78.9	43.4
3-Stage Full Free View	6/6	189	80.9	47.4
3-Stage Full Free View	6/6	197	84.8	50.3
3-Stage Full Free View	6/6	236	94.7	65.1
4-stage Full Free View	3/6	240	84.1	46
4-stage Full Free View	3/6	260	89	50.9
4-stage Full Free View	3/6	275	95.3	57.2

Additional Options
LD Side Shift fork positioner- hoses/valves included
Non-marking Solid Tires
Battery Heating

ADDITIONAL OPTIONS FOR 4-WHEEL SIT-DOWN SEE PAGE 21

FE4P80N / FE4P100N SERIES ELECTRIC FORKLIFT

HEAVY-DUTY HIGH-CAPACITY ELECTRIC FORKLIFT

MODEL: FE4P80N / FE4P100N

STANDARD FEATURES:

- Mast: 118" Standard
Lift Capacity: 8,000-10,000 lb.
- Fork: 42" Standard
- Load Center Distance: 24"
- Tilt: 6°F/10°B
- Side Shift
- Blue Light
- Rear Work light
- Rear Grab Bar with Horn
- USB Connector
- Deluxe Suspension Seat
- Dual Rearview Mirrors
- OHG: 80.5"
- Battery: 80V/630Ah Standard (FE4P80N)
- Battery: 80V/650Ah Standard (FE4P100N)
- Charger: 80V/80-100A 208-240V or 480V 3 Phase
- Tires: Drive – Solid Pneumatic, 250-15
Steer - Solid Pneumatic, 21x8-9
- 80 Volt Electrical TOTAL AC System
- All-Around Front Wheel Drive
- Curtis or InMotion Computer Control System
- Adjustable Performance Parameters
- AC Hydraulic Pump & Power Steering Motor
- Intelligent Monitoring System (IMS) Display Indicators
- On-Board Self-Diagnostics
- 4-Way Proportional Hydraulic Control Valve Standard
- Infinitely Variable Hydraulic Control Speeds
- On-Demand Fully Hydrostatic Power Steering (FHPS)
- Battery Discharge Indicator (BDI) w/ Lift Interrupt
- Full Suspension Seat
- Operator Restraint System w/ Retractable Seat Belt
- Can-Bus Communications System
- Operator Presence Sensing System
- 48" High Load Back Rest
- Draw Bar Pin
- Tilt Steering Column
- OHG Mounted Headlights
- Easy Open Side Battery Access Door
- Small Diameter Steering Wheel with Spinner Knob
- Combination Lever with Integrated F/R Switch
- Multiple Regenerative Systems
- Parking Brake Warning
- Cushioned Rubber Floor Mat
- IPX4 Water Resistance Design
- Battery Restraint System
- Paper Binder with Pen Tray



3 Year Limited Warranty

10 Year Limited Warranty on LITHIUM Battery

MODEL: FE4P80-100N

MODEL	FUEL TYPE	CAPACITY	WEIGHT	VOLTAGE
FE4P80N	Electric	8,000	14,696 lb.	80
FE4P100N	Electric	10,000	16,038 lb.	80

MAST TYPE	Tilt	Lift Ht.	LMH	FL
2-Stage Full Free View	6°F/10°B	118"	89"	63"
3-Stage Full Free View	6°F/6°B	157"	82.5"	40"
3-Stage Full Free View	6°F/6°B	177"	89"	46.5"
3-Stage Full Free View	6°F/6°B	189"	92.9"	50.5"
3-Stage Full Free View	6°F/6°B	197"	97.4"	55"
3-Stage Full Free View	3°F/6°B	217"	103.9"	61.5"
3-Stage Full Free View	3°F/6°B	236"	113.6"	71.1"

Optional Battery & Charger

80V/630Ah – 80V/80A 240V/480V 3 Phase Standard

80V/700Ah – 80V/80A 240V/480V 3 Phase

80V/554Ah Lithium 80V/200A 208-240V or 480V Charger

Lithium Battery Heat Wrap for Colder Temperatures

10 Year Limited Warranty on LITHIUM Battery

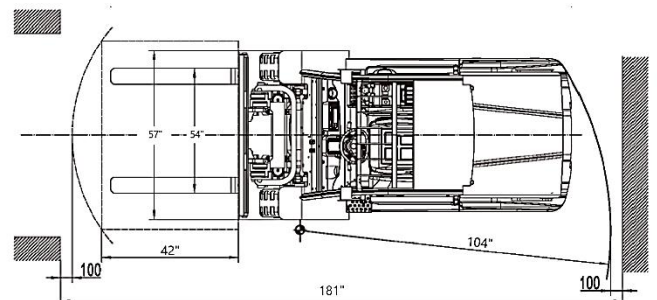
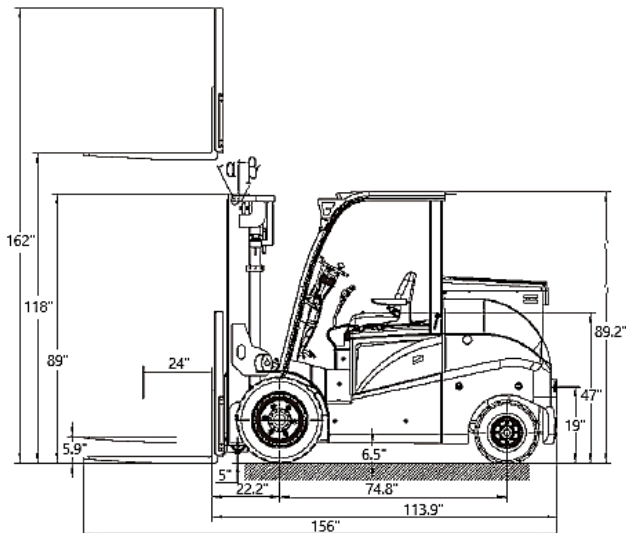
Battery Compartment: 40" W x 27" L x 30" H with special battery case requirements

Battery Weight: Min / Max - 2,800 lb. / 3,400 lb.

Connector: European REMA Connector (95505-01), and special cabling requirements (Contact Factory)



ADDITIONAL OPTIONS FOR 4-WHEEL SIT-DOWN SEE PAGE 21



FE4P60N / FE4P70N SERIES ELECTRIC FORKLIFT

AC POWERED ELECTRIC FORKLIFTS WITH EXCEPTIONAL PERFORMANCE

MODEL: FE4P60N / FE4P70N

STANDARD FEATURES:

- Mast: 118" Standard
Lift Capacity: 6,000-7,000 lb.
- Fork: 42" Standard
- Load Center Distance: 24"
- Tilt: 6°F/10°B
- Side Shift
- Blue Light
- Rear Work light
- Rear Grab Bar with Horn
- USB Connector
- Deluxe Suspension Seat
- Dual Rearview Mirrors
- OHG: 80.5"
- Battery: 80V/500Ah 80V/80A
- Charger 80V/65A 208-240V or 480V 3 Phase
- Tires: Drive – Solid Pneumatic, 23 x 9-10-18PR (60N)
Drive – Solid Pneumatic, 23 x 10-12-18PR (70N)
Steer – Solid Pneumatic, 18 x 7-8-14PR
- 80 Volt Electrical TOTAL AC System
- All-Around Front Wheel Drive
- Curtis or InMotion Computer Control System
- Adjustable Performance Parameters
- AC Hydraulic Pump & Power Steering Motor
- Intelligent Monitoring System (IMS) Display Indicators
- On-Board Self-Diagnostics
- 4-Way Proportional Hydraulic Control Valve Standard
- Infinitely Variable Hydraulic Control Speeds
- On-Demand Fully Hydrostatic Power Steering (FHPS)
- Battery Discharge Indicator (BDI) w/ Lift Interrupt
- Full Suspension Seat
- Operator Restraint System w/ Retractable Seat Belt
- Can-Bus Communications System
- Operator Presence Sensing System
- 48" High Load Back Rest
- Draw Bar Pin
- Tilt Steering Column
- OHG Mounted Headlights
- Easy Open Side Battery Access Door
- Small Diameter Steering Wheel with Spinner Knob
- Combination Lever with Integrated F/R Switch
- Multiple Regenerative Systems
- Parking Brake Warning
- Cushioned Rubber Floor Mat
- IPX4 Water Resistance Design
- Battery Restraint System
- Paper Binder with Pen Tray



3 Year Limited Warranty

10 Year Limited Warranty on LITHIUM Battery

MODEL: FE4P60/70N

MODEL	FUEL TYPE	CAPACITY	WEIGHT	VOLTAGE
FE4P60N	Electric	6,000	10,756 lb.	80
FE4P70N	Electric	7,000	11,478 lb.	80

MAST TYPE	Tilt	Lift Ht.	LMH	FL
2-Stage Full Free View	6°F/10°B	118"	80.5"	41.6"
3-Stage Full Free View	6°F/6°B	157"	77.6"	38.7"
3-Stage Full Free View	6°F/6°B	177"	84.4"	45.6"
3-Stage Full Free View	6°F/6°B	189"	88.4"	49.5"
3-Stage Full Free View	6°F/6°B	197"	94"	55.2"
3-Stage Full Free View	3°F/6°B	217"	103.2"	64.4"
3-Stage Full Free View	3°F/6°B	236"	112.4"	73.5"

Optional Battery & Charger

80V/500Ah – 80V/80A 240V/480V 3 Phase Standard

80V/560Ah – 80V/80A 240V/480V 3 Phase

80V/400Ah Lithium 80V/200A 208-240V or 480V Gun Charger

Lithium Battery Heat Wrap for Colder Temperatures

10 Year Limited Warranty on LITHIUM Battery

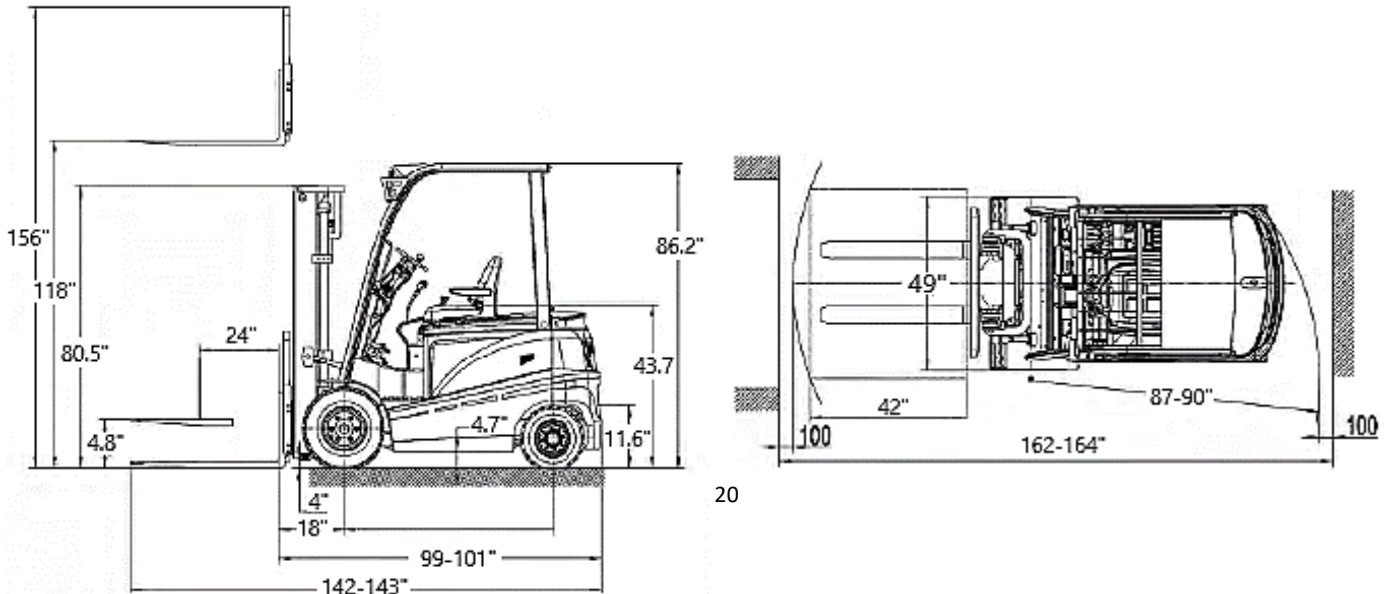
Battery Compartment: 40" W x 27" L x 30" H with special battery case requirements

Battery Weight: Min / Max - 2,800 lb. / 3,400 lb.

Connector: European REMA Connector (95505-01), and special cabling requirements (Contact Factory)



ADDITIONAL OPTIONS FOR 4-WHEEL SIT-DOWN SEE PAGE 23



FE4P50N SERIES ELECTRIC FORKLIFT

AC POWERED ELECTRIC FORKLIFTS WITH EXCEPTIONAL PERFORMANCE

MODEL: FE4P50N

STANDARD FEATURES:

- Mast: 118" Standard
- Lift Capacity: 5,000 lb.
- Fork: 42" Standard
- Load Center Distance: 24"
- Tilt: 6°F/10°B
- Side Shift
- Blue Light
- Rear Work light
- Rear Grab Bar with Horn
- USB Connector
- Deluxe Suspension Seat
- Dual Rearview Mirrors
- OHG: 80.5"
- Battery: 48V/600Ah
- Charger: 48V/80A 208-240V or 480V 3 Phase
- Tires: Drive – Solid Pneumatic, 23 x 9-10-18PR
- Steer – Solid Pneumatic, 18 x 7-8-14PR
- 48 Volt Electrical TOTAL AC System
- All-Around Front Wheel Drive
- Curtis or InMotion Computer Control System
- Adjustable Performance Parameters
- AC Hydraulic Pump & Power Steering Motor
- Intelligent Monitoring System (IMS) Display Indicators
- On-Board Self-Diagnostics
- 4-Way Proportional Hydraulic Control Valve Standard
- Infinitely Variable Hydraulic Control Speeds
- On-Demand Fully Hydrostatic Power Steering (FHPS)
- Battery Discharge Indicator (BDI) w/ Lift Interrupt
- Full Suspension Seat
- Operator Restraint System w/ Retractable Seat Belt



- Can-Bus Communications System
- Operator Presence Sensing System
- 48" High Load Back Rest
- Draw Bar Pin
- Tilt Steering Column
- OHG Mounted Headlights
- Easy Open Side Battery Access Door
- Small Diameter Steering Wheel with Spinner Knob
- Combination Lever with Integrated F/R Switch
- Multiple Regenerative Systems
- Parking Brake Warning
- Cushioned Rubber Floor Mat
- IPX4 Water Resistance Design
- Battery Restraint System
- Paper Binder with Pen Tray

3 Year Limited Warranty

10 Year Limited Warranty on LITHIUM Battery

MODEL: FE4P50N

MODEL	FUEL TYPE	CAPACITY	WEIGHT	VOLTAGE
FE4P50N	Electric	5,000	9,372 lb.	48

MAST TYPE	Tilt	Lift Ht.	LMH	FL
2-Stage Full Free View	6°F/10°B	118"	80.5"	41.6"
3-Stage Full Free View	6°F/6°B	157"	77.6"	38.7"
3-Stage Full Free View	6°F/6°B	177"	84.4"	45.6"
3-Stage Full Free View	6°F/6°B	189"	88.4"	49.5"
3-Stage Full Free View	6°F/6°B	197"	94"	55.2"
3-Stage Full Free View	3°F/6°B	217"	103.2"	64.4"
3-Stage Full Free View	3°F/6°B	236"	112.4"	73.5"
3-Stage Full Free View	3°F/6°B	256"	121.5"	82.7"

Optional Battery & Charger

48V/600Ah – 48V/80A 240V/480V 3 Phase Standard

48V/630Ah – 48V/80A 240V/480V 3 Phase

48V/700Ah – 48V/100A 240V/480V 3 Phase

48V/770Ah – 48V/100A 240V/480V 3 Phase

48V/400Ah Lithium 48V/200A 208-240V or 480V Gun Charger

48V/554Ah Lithium 48V/200A 208-240V or 480V Gun Charger

Lithium Battery Wrap for Colder Temperatures

10 Year Limited Warranty on LITHIUM Battery

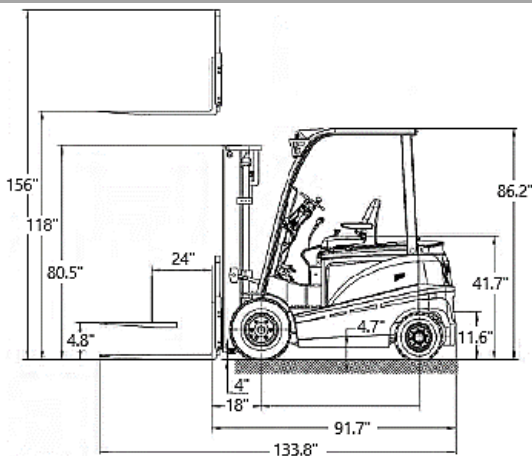
Battery Compartment: 38.50" W x 21.5" L x 30" H with special battery case requirements

Battery Weight: Min / Max - 2,100 Lbs. / 2,450 lbs.

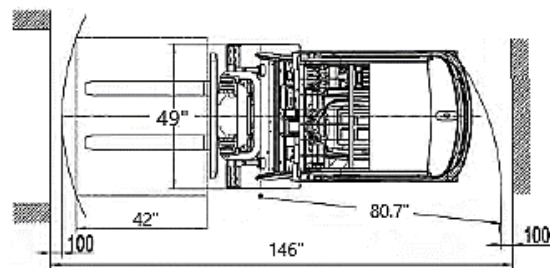
Connector: European REMA Connector (95505-01), and special cabling requirements (Contact Factory)



ADDITIONAL OPTIONS FOR 4-WHEEL SIT-DOWN SEE PAGE 23



22



ADDITIONAL OPTIONS FOR 4 WHEEL SIT-DOWNS:

Optional Equipment	FE4P50N FE4P40Q	FE4P60/70N FE4P60/70Q
--------------------	--------------------	--------------------------

Available Fork Length: 48"/54"/60"/66"/71"/78"

Side Shift Fork Positioner

White Non-marking Solid Pneumatics

Fire Extinguisher

Ignition lock out seat belts

48V/25Ah Charger 110V 3 Prong Plug

Bottlers Tilt (10° Forward / 5° Back)

Cabin (Includes: Heat, AC & Fan)

FE3D32N / 35N / 40N SERIES DUAL AC DRIVE FORKLIFT

AC POWERED ELECTRIC FORKLIFTS WITH EXCEPTIONAL PERFORMANCE

MODEL: FE3D32N / 35N / 40N

STANDARD FEATURES:

- Mast: 118" Standard
- Lift Capacity: 3,200-4,000 lb.
- Fork: 42" Standard
- Load Center Distance: 24"
- Tilt: 5°F/7°B
- Side Shift
- Blue Light
- Rear Work light
- Rear Grab Bar with Horn
- USB Connector
- Deluxe Suspension Seat
- Dual Rearview Mirrors
- OALH: 79"
- Battery: 48V/455Ah Standard (FE3D32/35N)
 - 48V/65A 208-240V or 480V 3 Phase Charger
- Battery: 48V/560Ah Standard (FE3D40N)
 - 48V/80A 208-240V or 480V 3 Phase Charger
- Tires: Drive – Solid Pneumatic 18x7-8 (for 32/35)
- Drive – Solid Pneumatic 200x50-10 (for 40)
- Steer – Solid Pneumatic 15X4½-8
- Wet Disc Brakes
- 48 Volt Electrical TOTAL AC System
- All-Around Dual AC Front Wheel Drive
- Curtis Adjustable Performance Parameters
- AC Hydraulic Pump & Power Steering Motor
- Intelligent Monitoring System (IMS) Display Indicators
- On-Board Self-Diagnostics
- 4-Way Proportional Hydraulic Control Valve Standard
- Infinitely Variable Hydraulic Control Speeds
- On-Demand Fully Hydrostatic Power Steering (FHPS)
- Battery Discharge Indicator (BDI) w/ Lift Interrupt
- Full Suspension Seat
- Operator Restraint System w/ Retractable Seat Belt
- Can-Bus Communications System
- Operator Presence Sensing System
- 48" High Load Back Rest
- Draw Bar
- Tilt Steering Column
- OHG Mounted Headlights
- Easy Open Side Battery Access Door
- Small Diameter Steering Wheel with Spinner Knob
- Combination Lever with Integrated F/R Switch
- Multiple Regenerative Systems
- Parking Brake Warning
- Cushioned Rubber Floor Mat
- IPX4 Water Resistance Design
- Wet Disc Brakes
- Battery Restraint System
- Paper Binder with Pen Tray



3 Year Limited Warranty

10 Year Limited Warranty on LITHIUM Battery

MODEL: FE3D32 / 35 / 40N

MODEL	FUEL TYPE	CAPACITY	WEIGHT	VOLTAGE
FE3D32N	Electric	3,200	6,732 lb.	48
FE3D35N	Electric	3,500	6,952 lb.	48
FE3D40N	Electric	4,000	7,524 lb.	48

MAST TYPE	Tilt	Lift Ht.	LMH	FL
2-Stage Full Free View	5°F/7°B	118"	79"	41"
3-Stage Full Free View	3°F/5°B	157"	77"	39"
3-Stage Full Free View	3°F/5°B	171"	82"	44"
3-Stage Full Free View	3°F/5°B	177"	83.5"	46"
3-Stage Full Free View	3°F/5°B	189"	87.5"	50"
3-Stage Full Free View	3°F/5°B	197"	91.5"	54"
3-Stage Full Free View	3°F/5°B	217"	97"	60"

Optional Battery & Charger

Chassis only deduct

48V/455Ah – 48V/65A 240V/440V 3 Phase Standard

48V/490Ah – 48V/65A 240V/440V 3 Phase

48V/400Ah Lithium 48V/200A 208-240V or 480V Gun Charger

48V/554Ah Lithium 48V/200A 208-240V or 480V Gun Charger

Lithium Battery Wrap for Colder Temperatures

10 Year Limited Warranty on LITHIUM Battery

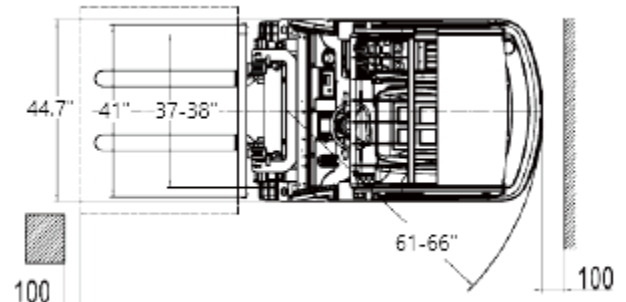
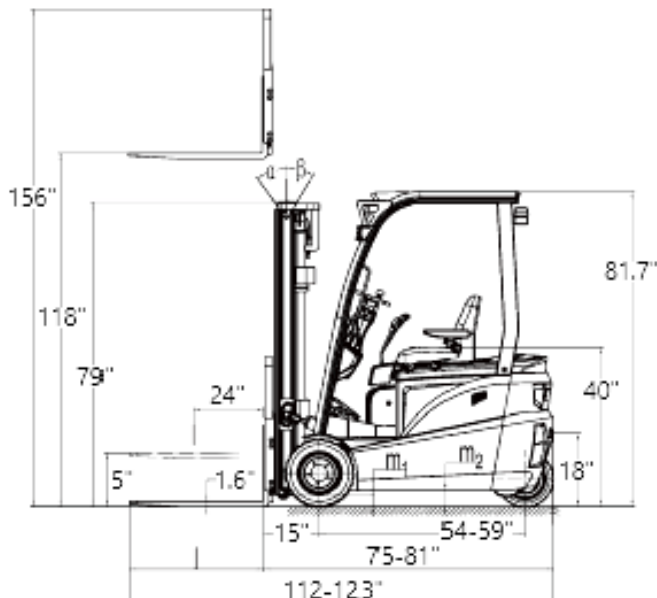
Battery Compartment: 38.6" W x 21.2" L x 26.4" H with special battery case requirements

Battery Weight: Min / Max - 1,760 Lbs. / 2,050 Lbs.

Connector: European REMA Connector (95044-01), and special cabling requirements.



ADDITIONAL OPTIONS FOR 3-WHEEL SIT-DOWN SEE PAGE 28



FE3R15N / 20N / 25N SERIES COMPACT ELECTRIC FORKLIFT

MINI COMPACT 3 WHEEL REAR WHEEL ELECTRIC FORKLIFT

MODEL: FE3R15 / 20 / 25N

STANDARD FEATURES:

- Mast: 118" Standard
- Lift Capacity: 1,500-2,500 lb.
- Fork: 42" Standard
- Load Center Distance: 24"
- Tilt: 3°F/5°B
- Side Shift
- Blue Light
- Rear Work light
- Rear Grab Bar with Horn
- Dual Rearview Mirrors
- OHG: 77"
- OAL: 34"W x 59"L
- Battery: FE3R15N 24V/280Ah
 - 24V/35A 110V Single Phase Charger
- Battery: FE3R20/25N 24V/420Ah
 - 24V/65A 110V Single Phase Charger
- Tires: Drive – Cushion 13x4 1/2x8
- Steer – Polyurethane φ9.8x3.2 (for 15/20N)
- Steer – Polyurethane φ13.5x3.2 (for 25N)
- 24 Volt Electrical AC Drive System
- Rear Wheel Drive
- Italian ZAPI Intelligent Computer Control System
- Adjustable Performance Parameters
- Intelligent Monitoring System (IMS) Display Indicators
- On-Board ZAPI Self-Diagnostics
- 3-Way Proportional Hydraulic Control Valve Standard
- Infinitely Variable Hydraulic Control Speeds
- Electric Power Steering (EPS)
- Battery Discharge Indicator (BDI) w/ Lift Interrupt
- Operator Restraint System w/ Retractable Seat Belt
- Can-Bus Communications System
- Operator Presence Sensing System
- Variable Wheelbase
- 34" Overall Width
- 35" High Load Back Rest
- Draw Bar
- Tilt Steer Column
- OHG Mounted Headlights
- Easy Open Side Battery Access Door
- Small Diameter Steering Wheel with Spinner Knob
- Combination Lever with Integrated F/R Switch
- Multiple Regenerative Systems
- Parking Brake Warning
- Cushioned Rubber Floor Mat
- IPX4 Water Resistance Design
- Battery Restraint System



3 Year Limited Warranty

MODEL: FE3R15 / 20 / 25N

MODEL	FUEL TYPE	CAPACITY	WEIGHT	VOLTAGE
FE3R15N	Electric	1,500	3,968 lb.	24
FE3R20N	Electric	2,000	4,210 lb.	24
FE3R25N	Electric	2,500	4,585 lb.	24

MAST TYPE 20N/25N	Tilt	Lift Ht.	LMH	FL
2-Stage Full Free View	5°F/7°B	118"	79"	41"
*3-Stage Full Free View	3°F/5°B	157"	77"	39"
*3-Stage Full Free View	3°F/5°B	177"	83.5"	46"
*3-Stage Full Free View	3°F/5°B	189"	87.5"	50"

*Not available for the FE3R15N

Optional Battery & Charger for FE3R15N

24V/280Ah – 24V/35A 110V 1 Phase Standard

24V/360Ah – 24V/55A 110V 1 Phase

24V/400Ah – 24V/55A 110V 1 Phase

24V/300Ah Lithium 24V/150A 208-240V 3 phase charger

5 Year Limited Warranty on LITHIUM Battery

Battery Compartment: 31 " W x 10 " L x 24 " H with special battery case requirements

Battery Weight: Min / Max - 620 Lbs. / 950 Lbs.

Connector: German REMA Connector (95044-01), charger wiring required



Optional Battery & Charger for FE3R20/25N

24V/420Ah – 24V/65A 110V 1 Phase Standard

24V/480Ah – 24V/65A 110V 1 Phase

24V/540Ah – 24V/80A 110V 1 Phase

24V/600Ah – 24V/80A 110V 1 Phase

24V/400Ah Lithium 24V/200A 208-240 3 phase charger

5 Year Limited Warranty on LITHIUM Battery

Battery Compartment: 31" W x 14" L x 24" H with special battery case requirements

Battery Weight: Min / Max - 870 Lbs. / 1,080 Lbs.

Connector: German REMA Connector (95044-01), charger wiring required



ADDITIONAL OPTIONS FOR 3-WHEEL SIT-DOWN SEE PAGE 28

ADDITIONAL OPTIONS FOR 3 WHEEL SIT-DOWNS:

Optional Equipment

3 Wheel Forklift

Available Fork Length: 48"/54"/60"/66"/71"/78"

Side Shift Fork Positioner FE3D Series

Side Shift Fork Positioner FE3R Series

White Non-marking Solid Pneumatics

Fire Extinguisher

Ignition lock out seat belts

48V/50A Charger 110V 3 Prong Plug FE3D Series

Bottlers Tilt (10° Forward / 5° Back) FE3D Series

4-Way Valve to 3-Way Valve DEDUCT FE3D Series

Swing Reach OPX33

VERY NARROW AISLE TURRET TRUCK

MODEL: OPX33

STANDARD FEATURES:

- American Curtis Intelligent Computer Control system
- 48V electrical fully AC system
- German ZF GK30 Gearbox and Schabmueller Motor
- Electric Power steering from Schabmueller
- Intelligent Monitoring Systems Display Indicators
- On-board Curtis Self-diagnostics with discharge indicator
- American Curtis Battery discharge indicator integrated with
- Parking/driving direction/hour meter/driving speed/fault codes
- 48V/900Ah big capacity lead acid battery-side extracted
- 48V/120A 208-240V or 480V 3 Phase Charger
- Aisle width 67" only(1.7m)
- Suspension seat provides great comfort
- 15.7" x 6" polyurethane drive tire
- 13" x 7" polyurethane load wheels
- Adjustable Elbow Pad
- Elobau Fingertip control proportional lift
- Load wheel integrated with hydraulic brake
- Adjustable steering
- Dual screen three camera wireless monitoring system
- Fork traverse and rotation device keeps the forks within aisle
- Side roller guide ensures stability for operation from sides
- 48V/900Ah lead acid battery-side extracted with tray
- 48V/120A charger
- Travel speed: 5.28mph (unloaded), 5mph (fully loaded)



3 Year Limited Warranty

MODEL	LIFT HEIGHT (IN)	CAPACITY (LB)	LMH (IN)	MAST STAGES	WEIGHT (LB)
OPX33-256	256	3,300	129.1	3	13,068
OPX33-295	295	3,300	142.5	3	13,332
OPX33-335	335	3,300	155.5	3	13,596
OPX33-374	374	3,300	168.5	3	13,860

ADDITIONAL OPTIONS:

- 48V/900Ah 48V/120A B&C - Deduct
- 600Ah Lithium Battery + 48V/200Ah Charger
- 10 Year Limited Warranty on LITHIUM Battery**
- Height Pre-Selection System
- Magnetic Guide System
- Magnetic Strips or Wire

RT35Pro / RT45Pro SERIES ELECTRIC REACH STACKER

HIGH-END PROFESSIONAL SIT-DOWN MOVING MAST REACH STACKER

MODEL: RT35Pro

STANDARD FEATURES:

- 48 Volt electrical fully AC system
- American Curtis Intelligent Computer Control system
- German Schabmueller AC drive motor
- German ZF GK25 Gearbox
- Intelligent Monitoring Systems Display Indicators
- On-board Curtis Self-diagnostics
- 48V/420Ah industrial battery
- 48V/65A 208-240V or 480V 3 Phase Charger
- Fork size: 45"L x 3.9"W
- 13.5" x 5.3" polyurethane drive tire
- 11.2" x 4.3" polyurethane load wheels
- Adjustable Elbow Pad
- Fingertip control proportional lift to have accurate control of the lift height
- Adjustable Steering Spinner Knob between 180 to 360 degrees
- Load wheel integrated with hydraulic brake
- Speed reduction for mast reaching and retraction
- Integrated side shifter
- Electric Power steering on default
- Travel speed: 6.8mph (unloaded), 6.3mph (fully loaded)
- Wireless 2.4 GHz camera with IP 69 rating



3 Year Limited Warranty

MODEL	LIFT HEIGHT (IN)	CAPACITY (LB)	LMH (IN)	MAST STAGES	WEIGHT (LB)
RT35Pro-177	177	3,500	88	3	8,162
RT35Pro-216	216	3,500	101	3	8,272
RT35Pro-256	256	3,500	114	3	8,382
RT35Pro-295	295	3,500	127	3	8,492
RT35Pro-335	335	3,500	140	3	8,602
RT35Pro-374	374	3,500	154	3	8,712

ADDITIONAL OPTIONS:

- Lithium Battery 48V/400Ah + Charger*
- 10 Year Limited Warranty on LITHIUM Battery**
- Height pre-selection system*
- Attached fork length 54"*

MODEL: RT45Pro

STANDARD FEATURES:

- 48 Volt electrical fully AC system
- American Curtis Intelligent Computer Control system
- German Schabmueller AC drive motor
- German ZF GK25 Gearbox
- Intelligent Monitoring Systems Display Indicators
- On-board Curtis Self-diagnostics
- 48V/560Ah industrial battery
- 48V/80A 208-220V or 480V 3 Phase Charger
- American Curtis Battery discharge indicator with hour meter
- Fork size: 45"L x 4.7"W
- 13.5" x 5.3" polyurethane drive tire
- 13" x 4.3" polyurethane load wheels
- Adjustable Elbow Pad
- Fingertip control proportional lift to have accurate control of the lift height
- Adjustable Steering Spinner Knob between 180 to 360 degrees
- Load wheel integrated with hydraulic brake
- Speed reduction for mast reaching and retraction
- Integrated side shifter
- Electric Power steering on default
- Wireless 2.4 GHz camera with IP 69 rating
- Travel speed: 6.8mph (unloaded), 6.3mph (fully loaded)



3 Year Limited Warranty

MODEL	LIFT HEIGHT (IN)	CAPACITY (LB)	LMH (IN)	MAST STAGES	WEIGHT (LB)
RT45Pro-177	177	4,500	88	3	8,734
RT45Pro-216	216	4,500	101	3	8,844
RT45Pro-256	256	4,500	114	3	8,954
RT45Pro-295	295	4,500	127	3	9,064
RT45Pro-335	335	4,500	140	3	9,174
RT45Pro-374	374	4,500	154	3	9,284
RT45Pro-413	413	4,500	167	3	call
RT45Pro-453	453	4,500	180	3	call
RT45Pro-492	492	4,500	193	3	call

ADDITIONAL OPTIONS:

- Lithium Battery 48V/400Ah + Charger*
- 10 Year Limited Warranty on LITHIUM Battery**
- Height pre-selection system*
- Attached fork length 54"/ 60"*


PS30RM SERIES

WALKIE MOVING MAST REACH STACKER

MODEL: PS30RM

STANDARD FEATURES:

- American Curtis Controller
- Germany AC drive motor and gearbox
- 24V/270Ah or 24V/400Ah industrial battery with side extraction
- 24V/35A or 24V/55A 110V charger
- American Curtis Battery discharge indicator with hour meter
- Operator protection plexiglass
- Fixed straddle-leg with inner width 34.5"
- Fork size: 42"L x 8~29"W
- Rolling mast reach 21.7" (2 stage) and 22.8" (3 stage)
- 9.1" x 3" polyurethane drive tire
- 8.3" x 3.3" polyurethane load wheels
- Load backrest
- Emergency power disconnect
- Ergonomic German REMA control handle with horn and belly button
- Dual butterfly-style thumb controls
- Crawl speed button for safe operation in tight space
- Key switch limits access to approved personnel
- Electric power steering (EPS)
- Travel speed: 3.4mph (unloaded), 3.1mph (loaded)
- Dual Stability casters



3 Year Limited Warranty

MODEL	LIFT HEIGHT (IN)	CAPACITY (LB)	LMH (IN)	MAST STAGES	WEIGHT (LB)
PS30RM-63	63	3,000	81.7	1	4,060
PS30RM-71	71	3,000	89.6	1	4,130
PS30RM-118	118	3,000	82.7	2	4,500
PS30RM-142	142	3,000	72.8	3	4,980
PS30RM-177	177	3,000	85.5	3	5,480

ADDITIONAL OPTIONS:

Full free lift (FFL)---- (Standard option on 3-Stage Masts)

Side-shift

3,300lbs Capacity

200Ah Lithium-Iron LFP battery 24V/80A charger

5 Year Limited Warranty on LITHIUM Battery



PS30RP SERIES ELECTRIC WALKIE REACH STACKER

WALKIE STACKER PANTOGRAPH REACH TRUCK WITH TILTING FORKS

MODEL: PS30RP

STANDARD FEATURES:

- Italian ZAPI Controller
- High performance AC drive motor and gearbox
- Battery discharge indicator with hour meter
- Electronic power steering
- Electromagnetic regenerative brake system
- Fixed straddle-leg with inner width 50"
- Fork size: L42"xW7.9-32"
- Pantograph reach 21.6"
- 9.8" x 2.95" polyurethane drive tire
- 4.96" x 2.95" polyurethane load wheels
- Emergency power disconnect
- Ergonomic control handle with horn button and belly button
- Dual butterfly-style thumb controls
- Crawl speed button for safe operation in tight space
- Key switch limits access to approved personnel
- Travel speed: 2.5mph (unloaded), 2.2mph (loaded)
- Automatic Deceleration at turns
- Standard Moon-walk function-allowing truck to go straight when handle is at any angle
- Standard side shifter



3 Year Limited Warranty

MODEL	LIFT HEIGHT (IN)	CAPACITY (LB)	LMH (IN)	MAST STAGES	WEIGHT (LB)
PS30RP-138	138	3,000	75.4	2	4,795
PS30RP-157	157	3,000	81.9	3	4,945
PS30RP-177	177	3,000	88.5	3	5,095
PS30RP-196	196	3,000	95.1	3	5,245
PS30RP-216	216	3,000	101.7	3	5,395

PSE11CB SERIES ELECTRIC COUNTERBALANCED STACKER

Mini-Counterbalanced Stacker Designed for Mezzanine Applications

MODEL: PSE11N-CB/PSE11B-CB

STANDARD FEATURES:

- American Curtis Travel Controller with CAN-bus Control
- 24V DC permanent magnetic drive motor
- 24V/60Ah Lithium-Ion Battery
- Built-in 24V/25A 110V charger
- Fast charging 2.5 hours
- Centered drive motor for excellent stability and traction
- Operator protection Plexiglas
- Fork size: Class II 42"
- 9" x 2.95" polyurethane drive tire
- 3.3" x 2.8" polyurethane load wheels
- Smart handle with Keyless Pin-Code Panel and RFID Card
- Smart handle with LCD with battery indicator & hour meter
- Drive with tiller in vertical position (Pinwheel turning)
- Ergonomic control handle with horn & emergency belly button
- Dual battery-style thumb control for travelling
- Electric Lifting and Lowering Buttons
- Travel speed: 2.9mph (unloaded), 2.8mph (loaded)
- Speed reduction in turns standard
- Stand load back rest



3 Year Limited Warranty

MODEL	LIFT HEIGHT (IN)	CAPACITY (LB)	LMH (IN)	MAST STAGES	WEIGHT (LB)
PSE11N-CB-63	63	1,100	77.2	1	2,497
PSE11N-CB-102	102	1,100	71.7	2	2,541
PSE11N-CB-114	114	1,100	77.2	2	2,585
PSE11N-CB-126	126	1,100	83.1	2	2,629

PS30CB / PS40CB ELECTRIC COUNTERBALANCED STACKER

ELECTRIC COUNTERBALANCED STACKER WITH SUPERIOR PERFORMANCE

MODEL: PS30CB / PS40CB

STANDARD FEATURES:

- Italian ZAPI Controller
- German Schabmueller AC drive motor
- German Kordel gearbox
- 24V/270Ah and 24V/350Ah-(PS40CB) industrial battery with side extraction
- 24V/35A or 24V/45A 110V charger
- ZAPI Battery discharge indicator with hour meter
- Electric power steering (EPS)
- Full Free Lift on 3-Stage Masts
- Hydraulic unit with proportional lifting
- Ride-on platform and protective arms
- Mast tilt 1.5°F/3.5°B
- 9.8"x 3.3" polyurethane drive tire
- 9"x 3.9" polyurethane load wheels
- Load backrest
- Fork length 42"
- Emergency power disconnect
- Ergonomic German REMA control handle with horn and belly button
- Dual butterfly-style thumb controls
- Crawl speed button
- PIN CODE PANEL access
- USB Port
- Travel speed 4.4mph fully loaded/5mph unloaded for PS30CB
- 3.75mph fully loaded/4.4 mph unloaded for PS40CB



3 Year Limited Warranty

ADDITIONAL OPTIONS:

Full free lift (FFL)-- (Standard option on 3-Stage Masts)

Lithium-Iron LFP 150Ah battery/60A charger

Lithium-Iron LFP 200Ah battery/80A charger

5 Year Limited Warranty on LITHIUM Battery

48" fork

54" fork

60" fork

PS30CB/PS40CB ELECTRIC COUNTERBALANCED STACKER

ELECTRIC COUNTERBALANCED STACKER WITH SUPERIOR PERFORMANCE

MODEL: PS30CB

MODEL	LIFT HEIGHT (IN)	CAPACITY (LB)	LMH (IN)	MAST STAGES	WEIGHT (LB)
PS30CB-98	98	3,000	73	2	4,250
PS30CB-118	118	3,000	83	2	4,280
PS30CB-126	126	3,000	87	2	4,300
PS30CB-142	142	3,000	71	3	4,850
PS30CB-157	157	3,000	76	3	4,900
PS30CB-169	169	3,000	80	3	5,000
PS30CB-177	177	3,000	83	3	5,120

MODEL: PS40CB

MODEL	LIFT HEIGHT (IN)	CAPACITY (LB)	LMH (IN)	MAST STAGES	WEIGHT (LB)
PS40CB-98	98	4,000	73	2	4,450
PS40CB-118	118	4,000	83	2	4,500
PS40CB-126	126	4,000	87	2	4,520
PS40CB-142	142	4,000	71	3	4,680
PS40CB-157	157	4,000	76	3	5,120
PS40CB-169	169	4,000	80	3	5,250
PS40CB-177	177	4,000	83	3	5,450

PS35TSL / PS40TSL SERIES ELECTRIC STACKER
PROFESSIONAL HEAVY-DUTY WALKIE STRADDLE STACKER

MODEL: PS35TSL / PS40TSL

STANDARD FEATURES:

- Italian ZAPI Controller
- German AC drive motor and gearbox
- 24V/270Ah industrial battery for PS35TSL,
- 24V/350Ah industrial battery for PS40TSL
- Built-in Charger 24V/35A 110V
- Italian ZAPI Battery discharge indicator with hour meter
- Steel Grill Operator protection
- Full Free Lift on 3-Stage Masts
- Adjustable base legs I.D. 38" to 50", O.D. 46" to 58"
- Fork size: Class II 42"L x 10~28.7"W
- 9" x 2.95" polyurethane drive tire
- 3.3" x 3.3" polyurethane load wheels
- Emergency power disconnect
- Ergonomic German REMA control handle with horn button and belly button
- Dual butterfly-style thumb controls
- Crawl speed button for safe operation in tight space
- Key switch limits access to approved personnel
- Travel speed: 3.4mph (unloaded), 3.7mph (fully loaded)
- Load Back Rest
- Stability casters standard
- Proportional lift to for accurate control of the lift



3 Year Limited Warranty

PS35TSL / PS40TSL SERIES ELECTRIC STACKER

PROFESSIONAL HEAVY-DUTY WALKIE STRADDLE STACKER

MODEL: PS35TSL

MODEL	LIFT HEIGHT (IN)	CAPACITY (LB)	LMH (IN)	MAST STAGES	WEIGHT (LB)
PS35TSL-114	114	3,500	77	2	2,860
PS35TSL-126	126	3,500	83	2	2,890
PS35TSL-157	157	3,500	75	3	3,030
PS35TSL-169	169	3,500	79	3	3,140
PS35TSL-181	181	3,500	83	3	3,260
PS35TSL-208	208	3,500	88	3	3,430

MODEL: PS40TSL

MODEL	LIFT HEIGHT (IN)	CAPACITY (LB)	LMH (IN)	MAST STAGES	WEIGHT (LB)
PS40TSL-114	114	4,000	82	2	3,310
PS40TSL-126	126	4,000	88	2	3,340
PS40TSL-157	157	4,000	78	3	3,600
PS40TSL-169	169	4,000	84	3	3,650
PS40TSL-181	181	4,000	88	3	3,790

ADDITIONAL OPTIONS:

Full free lift (FFL)-- (Standard option on 3-Stage Masts)

Side shift

PS35TSL 150Ah Lithium-Iron LFP battery/60A charger

PS40TSL 200Ah Lithium-Iron LFP battery/80A charger

5 Year Limited Warranty on LITHIUM Battery



PSE26NSL “EDGE”

LITHIUM-POWERED ELECTRIC WALKIE STRADDLE STACKER

MODEL: PSE26NSL

STANDARD FEATURES:

- American Curtis Travel Controller with CAN-bus Control
- 24V DC permanent magnetic drive motor
- 24V/60Ah Lithium Battery
- Built-in 24V/25A 110V charger
- Fast charging 2 hours
- Centered drive motor for excellent stability and traction
- Operator protection plexiglass
- Adjustable base legs I.D. 38.6" to 50", O.D. 46.2" to 58"
- Fork size: Class II 42"L x 10~31.5"W
- 8.3" x 2.8" polyurethane drive tire
- 3.3" x 2.8" polyurethane load wheels
- Smart handle with Keyless Pin-Code Panel and RFID Card
- Smart handle with LCD with battery indicator, hour meter as well as fault code
- Drive with tiller in vertical position (Pinwheel turning)
- Ergonomic control handle with horn & emergency belly button
- Dual battery-style thumb control for travelling
- Electric Lifting and Lowering Buttons
- USB Connector
- Travel speed: 2.6mph (unloaded), 2.8mph (loaded)
- Load Back Rest
- Stability casters standard
- Speed reduction in turns standard



3 Year Limited Warranty

MODEL	LIFT HEIGHT (IN)	CAPACITY (LB)	LMH (IN)	MAST STAGES	WEIGHT (LB)
PSE26N-74	74	2,600	57	2	1,690
PSE26N-114	114	2,600	76.2	2	1,720
PSE26N-126	126	2,600	83	2	1,750
PSE26N-142	142	2,600	88	2	1,800

ADDITIONAL OPTIONS:

Fork-over type / Traction Tire

PSE22 SERIES LIGHT DUTY ELECTRIC STACKER

THE SOLUTION FOR LIGHT-DUTY STACKING

MODEL: PSE22SL
STANDARD FEATURES:

- American Curtis Controller
- 24-volt DC drive motor
- Integral 2x12V/ 85Ah maintenance-free batteries
- Built-in 24V/10A 110V charger
- Battery indicator
- Operator protection Plexiglass
- Adjustable base legs I.D. 38.2" to 50", O.D. 46.2" to 58"
- Fork size: Class II 42"L x 11~31.5"W
- 8.7" x 2.8" polyurethane drive tire
- 3.1" x 3.7" polyurethane load wheels
- Emergency power disconnect
- Ergonomic control handle with horn button and belly button
- Dual butterfly-style thumb controls with Curtis throttle
- Key switch limits access to approved personnel
- Travel speed: 2.8mph (unloaded), 2.7mph (loaded)
- Load Back Rest
- Stability casters standard

PSE22M
("M"-mono)



PSE22SL



3 Year Limited Warranty

MODEL	LIFT HEIGHT (IN)	CAPACITY (LB)	LMH (IN)	MAST STAGES	WEIGHT (LB)
PSE22MSL-63	63	2,200	76.2	1	1,530
PSE22MSL-78	78	2,200	92	1	1,560
PSE22SL-114	114	2,200	76.2	2	1,690
PSE22SL-126	126	2,200	83	2	1,730
PSE22SL-138	138	2,200	88	2	1,760

ADDITIONAL OPTIONS:

24V/106Ah maintenance-free batteries

SPN22 SERIES SEMI-ELECTRIC STACKER

THE CHOICE FOR LIGHT-DUTY STACKING AND PALLET POSITIONING

MODEL: SPN22

STANDARD FEATURES:

- Manually propelled
- Power lifting
- Lift/lower lever control mounted on dash
- Straddle legs adjust to three (3) positions
- Adjustable base legs I.D. 38" to 50", O.D. 46" to 58"
- 42" long forks – 8.3"~28.3" OD adjustment
- Battery gauge
- On/Off key switch
- Operator protection screen
- Dual push handles mounted at comfort height level on mast
- Ergonomic spring-loaded steering handle with comfort grip
- Polyurethane load rollers and easy steer swivel casters
- Foot pedal parking brake
- 12V/100Ah system maintenance free deep cycle battery
- Built-in 12V/10A battery 110V charger



1-year warranty (Parts only)

MODEL	LIFT HEIGHT (IN)	CAPACITY (LB)	LMH (IN)	MAST STAGES	WEIGHT (LB)
SPN22-63	63	2,200	80	1	830
SPN22-98	98	2,200	72	2	990
SPN22-118	118	2,200	82	2	1,050
SPN22-138	138	2,200	89.5	2	1,120

ADDITIONAL OPTIONS:

Fork-over type or fixed straddle base available

SFH22 MANUAL STACKER

AN ECONOMIC CHOICE FOR LIGHT-DUTY STACKING AND PALLET POSITIONING APPLICATIONS.

MODEL: SFH22

STANDARD FEATURES:

- Manually propelled and manual lift
- Lift both by foot pedal or the handle
- Straddle legs adjust to three (3) positions (set at minimum for shipping)
- Adjustable base legs I.D. 36" to 48", O.D. 43" to 54
- 36" long forks – 8.5"~33.5" OD adjustment
- Operator protection screen
- Dual push handles mounted at comfort height level on mast
- Ergonomic spring-loaded steering handle with comfort grip
- 2 Polyurethane Swivel Castors Foot pedal parking brake
- Minimum fork height 2.75"
- Optional maximum lift height 63"/98"/118"

Optional fork-over type or fixed straddle base as well as platform lift available

1-year warranty (On parts only)



MODEL	LIFT HEIGHT (IN)	CAPACITY	LMH (IN)	MAST STAGES	WEIGHT (LB)
SFH22-63	63	2,200	80	1	750
SFH22-98	98	2,200	70	2	840
SFH22-118	118	2,200	80	2	900

ADDITIONAL OPTIONS:

Optional fork-over type or fixed straddle base as well as platform lift available

PT60R / PT80R SERIES

HEAVY-DUTY AND HIGH EFFICIENCY WALKIE RIDER ELECTRIC PALLET JACK

MODEL: PT60R/ PT80R

STANDARD FEATURES:

- American Curtis Controller
- German AC drive motor and gearbox
- 24V/350Ah industrial battery
- U.S. Battery Compartment
- 24V/55A 110V single phase charger - Lead Acid
- Fork size: 27"Wx 48"L / 28"Wx96"L(for PT80R)
- 9.1"x2.8" polyurethane drive tire
- 3.9"x3.3" polyurethane load wheels
- Emergency power disconnect
- Ergonomic German control handle with horn and belly button
- Dual butterfly-style thumb controls
- Jog button on handle
- Crawl speed button for safe operation in tight space
- Key switch limits access to approved personnel
- Speed: 8.7 mph (unloaded), 6.2 mph (loaded) 60R
- Speed: 7.5 mph (unloaded), 5.9 mph (loaded) 80R
- Load back rest
- Utility tool tray
- Dual Stability casters



3 Year Limited Warranty

MODEL	CAPACITY (LB)	LIFT HEIGHT (IN)	Lowered Fork Height (IN)	WEIGHT (LB)
PT60R	6,000	9.15	3.25	2,380
PT80R	8,000	9.15	3.25	2,520

ADDITIONAL OPTIONS:

PT60R Fork size for 22"/27"x 36"/42"
22"/27"x 54"/60"
22"/27"x 96"



PT80R Fork size for 23"/28"x 84"/93"
Side Coast and Brake buttons for order picking
650Ah Battery Lead Acid and Charger

PT60R/PT80R 200Ah Lithium battery 24V/80Ah 208-240V Industrial 3 phase charger
300Ah Lithium battery 24V/150Ah 208-240V Industrial 3 phase charger

OPL55N SERIES

**LOW-LEVEL CENTER CONTROLLED RIDER PALLET JACK
WITH 35" MAN-UP PLATFORM**

MODEL: OPL55N

STANDARD FEATURES:

- Italian ZAPI Controller
- German Schabmueller AC drive motor
- German Kordel gearbox
- 24V/465Ah industrial battery
- 24V/60A 110V charger
- Fork size: 21"Wx 94.5"L
- German 9.8"x3.14" polyurethane drive tire
- 3.22"x4.33" polyurethane load wheels
- **Man-Up platform 35"**
- Emergency power disconnect
- Ergonomic German REMA control handle with horn and belly button
- Dual butterfly-style thumb controls
- Jog button on handle
- USB Port
- Blue Light Strobe Light
- Electric Power Steering (EPS)
- Platform Tray
- Crawl speed button for safe operation in tight space
- Smart handle with Keyless Pin-Code Panel
- Smart handle with LCD with battery indicator, travel speed, hour meter as well as fault code
- Speed: 7.45 mph (unloaded), 5.59 mph (loaded)
- Dual Stability casters



3 Year Limited Warranty

MODEL	CAPACITY (LB)	FORK HEIGHT (IN)	Platform Lift Height (IN)	Lowered Fork Height (IN)	WEIGHT (LB)
OPL55N	5500	9.15	35	3.3	2,134

ADDITIONAL OPTIONS:

24V/300Ah Lithium-Iron LFP battery 24V/150A Industrial 3 phase charger



PT55N RIDE-ON PALLET JACK

PROFESSIONAL AND HEAVY-DUTY RIDER ELECTRIC PALLET JACK

MODEL: PT55N

STANDARD FEATURES:

- Italian ZAPI Controller
- German Schabmueller AC drive motor
- German ZF AC gearbox
- German Rader Vogel or Wicke wheels
- Side-extracted 24V/270Ah industrial battery for PT55N
- 24V/30A External 110V charger
- Italian ZAPI Battery discharge indicator with hour meter
- Fold down rider platform with protective arms
- Fork size: 27"W x 45"L
- 9.1"x2.8" polyurethane drive tire
- 4.3"x3.3" polyurethane load wheels
- Emergency power disconnect
- Ergonomic German REMA control handle with horn button and belly button
- Dual butterfly-style thumb controls
- Crawl speed button for safe operation in tight space
- Key switch limits access to approved personnel
- Travel speed: 4.4mph (unloaded), 3.75mph (fully loaded)
- Dual Stability casters



3 Year Limited Warranty

MODEL	CAPACITY (LB)	LIFT HEIGHT (IN)	Lowered Fork Height (IN)	WEIGHT (LB)
PT55N-2748	5,500	8.0	3.3	1,800

ADDITIONAL OPTIONS:

EPS (electric power steering) with curve speed control

Battery 24V/350Ah

Keyless PIN-code/RFID panel

Built-in charger

54" tall load back rest

21" W x 45" L

60" forks

24V/200Ah Lithium-Iron LFP battery 24V/100A Industrial 3 phase charger



PT45L / PT55L SERIES

MEDIUM TO HEAVY DUTY ELECTRIC WALKIE PALLET JACK

MODEL: PT45L/PT55L

STANDARD FEATURES:

- Italian ZAPI Controller
- German Schabmueller AC drive motor
- German Kordel gearbox
- German Intorq magnetic brakes
- German Wicke wheels
- 24V/210Ah PT45L / 24V/350Ah PT55L
- 24V/30A or 24V/45A 110V charger
- Italian ZAPI Battery discharge indicator with hour meter
- Fork size: 27"W x 48"L
- 9.1"x2.8" polyurethane drive tire
- 3.9"x3.3" polyurethane load wheels
- Emergency power disconnect
- Ergonomic German REMA control handle with horn button and belly button
- Dual butterfly-style thumb controls
- Crawl speed button for safe operation in tight space
- Key switch limits access to approved personnel
- Travel speed: 3.7mph (unloaded), 3.5mph (fully loaded)
- Dual Stability casters



3 Year Limited Warranty

MODEL	CAPACITY (LB)	LIFT HEIGHT (IN)	Lowered Fork Height (IN)	WEIGHT (LB)
PT45L-2748	4,500	8.0	3.3	1,210
PT55L-2748	5,500	8.0	3.3	1,210

ADDITIONAL OPTIONS:

Side extraction battery for PT45L

48" tall load back rest

60" forks

21" W x 48" L

24V/100Ah Lithium-Iron LFP battery 24V/50A 110V charger for PT45L



PTE40L SERIES

MOST VALUED AND POPULAR ELECTRIC PALLET JACK

MODEL: PTE40L

STANDARD FEATURES:

- American Curtis Travel Controller
- AC drive motor
- 24V/160Ah AGM maintenance-free battery
- 24V/10A 110V built-in charger
- 24" load center
- Fork size: 21" & 27"W x 45"L
- 8.3"x2.8" polyurethane drive tire
- 2.9"x3.9" polyurethane load wheels
- High ground clearance
- Emergency power disconnect
- Ergonomic control handle with horn and belly button
- Dual butterfly-style thumb controls
- Crawl speed button for safe operation in tight space
- Key switch limits access to approved personnel
- Travel speed: 3.3mph (unloaded), 3.1mph (fully loaded)
- Dual Stability casters



3 Year Limited Warranty

MODEL	CAPACITY (LB)	LIFT HEIGHT (IN)	Lowered Fork Height (IN)	WEIGHT (LB)
PTE40L-2745	4,000	7.7	3.0	950

ADDITIONAL OPTIONS:

48" tall load back rest

Forks: 21" W x 31.5"L

100Ah Lithium-Iron LFP battery 24V/50A 110V charger

21" W x 48" L



PTE45N “EDGE”

LITHIUM-POWERED ELECTRIC PALLET JACK

MODEL: PTE45N

STANDARD FEATURES:

- American Curtis Travel Controller with CAN-bus Control
- Brushless DC permanent magnetic drive motor
- 48V/20Ah Lithium Battery Pack
- 48V/9A 110V charger
- Fast charging 2 hours only
- Extremely compact design and turning radius
- Service weight only 330lbs
- Fork size: 27"W x 45.3"L
- 8.3"x2.8" polyurethane drive tire
- 3.1"x3.7" polyurethane load wheels
- Ergonomic control handle with horn & emergency belly button
- Keyless Pin-Code Panel or RFID Cards limits limiting access
- LCD with battery indicator, hour meter, and fault code indicator
- Dual butterfly-style thumb control for travelling
- Electric Lifting and Lowering Buttons
- Drive with tiller in vertical position (Pinwheel capability)
- Integrated Pump without hose
- Travel speed: 3.0mph (unloaded), 2.8mph (fully loaded)
- Dual Stability casters
- Speed reduction in turns
- 7% Gradeability with full load, 16% without load



3 Year Limited Warranty

MODEL	CAPACITY (LB)	LIFT HEIGHT (IN)	LMH (IN)	WEIGHT (LB)
PTE45N-2145	4,500	7.6	3.1	375
PTE45N-2745	4,500	7.6	3.1	395

ADDITIONAL OPTIONS:

- Extra: 48V/20Ah Lithium Battery*
- Extra: 48V/9A battery charger*
- Traction Tire*
- Reefer Casters (set)*
- 42" Load Backrest*
- 48" Load Backrest*
- 60" Load Backrest*

PTE33N “EDGE”

LITHIUM-POWERED ELECTRIC PALLET JACK

MODEL: PTE33N

STANDARD FEATURES:

- American Curtis Travel Controller with CAN-bus Control
- DC permanent magnetic drive motor
- 24V/20Ah Lithium Battery Pack
- 24V/8A 110V charger
- Fast charging 2 hours only
- Extremely compact design and turning radius
- 270lbs Service weight only
- Fork size: 27"W x 45.3"L
- 8.3"x2.8" polyurethane drive tire
- 3.1"x3.7" polyurethane load wheels
- Ergonomic control handle with horn & emergency belly button
- Keyless Pin-Code Panel limits access to approved personnel
- LCD with battery indicator, hour meter, and fault code indicator
- Dual battery-style thumb control for travelling
- Electric Lifting and Lowering Buttons
- Drive with tiller in vertical position (Pinwheel capability)
- Integrated Pump without hose
- Travel speed: 3.0mph (unloaded), 2.8mph (fully loaded)
- Dual Stability casters
- Speed reduction in turns



3 Year Limited Warranty

MODEL	CAPACITY (LB)	LIFT HEIGHT (IN)	LMH (IN)	WEIGHT (LB)
PTE33N-2145	3,300	7.6	3.1	310
PTE33N-2745	3,300	7.6	3.1	330

ADDITIONAL OPTIONS:

- Extra: 24V/20Ah Lithium battery*
- Extra: 24V/8A battery charger*
- Reefer Casters (set)*
- 42" Load Backrest*
- 48" Load Backrest*
- 60" Load Backrest*

ATOM PTE28Q

LITHIUM-POWERED ELECTRIC PALLET TRUCK

Cutting-edge design Lithium-powered electric pallet truck for delivery and retail applications

MODEL: PTE28Q

STANDARD FEATURES:

- Extremely compact design with smaller turning radius than pallet jack
- CAN-bus Control
- DC permanent magnetic drive motor
- 24V/20Ah Lithium Battery Pack
- 24/8A Lithium charger
- 270lbs Service weight only
- Fork size: 27"W x 45.3"L
- 8.66"x2.8" polyurethane drive tire
- 3.1"x3.7" polyurethane single load wheel
- Ergonomic control handle with horn & emergency belly button
- Removable Key Switch for access to approved personnel
- LED with battery charge level and fault code
- Dual battery-style thumb control for travelling
- Electric Lifting and Lowering Buttons
- Drive with tiller in vertical position
- Integrated Pump without hose
- Travel speed: 3.0mph (unloaded), 2.7mph (fully loaded)
- With big metal plate cover
- Speed reduction in turns standard



MODEL	CAPACITY (LB)	LIFT HEIGHT (IN)	LMH (IN)	WEIGHT (LB)
PTE28Q-2145	3,300	7.6	3.1	310
PTE28Q-2745	3,300	7.6	3.1	330

ADDITIONAL OPTIONS:

Extra: 24V/20Ah Lithium battery

Extra: 24V/8A battery charger

ATOM PTE33Q

LITHIUM-POWERED ELECTRIC PALLET TRUCK

Cutting-edge design Lithium-powered electric pallet truck for delivery and retail applications

MODEL: PTE33Q

STANDARD FEATURES:

- Extremely compact design with smaller turning radius than pallet jack
- CAN-bus Control
- DC permanent magnetic drive motor
- 24V/20Ah Lithium Battery Pack with BMS
- 24/8A Lithium charger
- 270lbs Service weight only
- Fork size: 27"W x 45.3"L
- 8.66"x2.8" polyurethane drive tire
- 3.1"x3.7" polyurethane single load wheel
- Ergonomic control handle with horn & emergency belly button
- Removable Key Switch for access to approved personnel
- LED with battery charge level and fault code
- Dual battery-style thumb control for travelling
- Electric Lifting and Lowering Buttons
- Drive with tiller in vertical position
- Integrated Pump without hose
- Travel speed: 3.0mph (unloaded), 2.7mph (fully loaded)
- Standard Stability casters with big metal plate cover
- Speed reduction in turns standard



MODEL	CAPACITY (LB)	LIFT HEIGHT (IN)	LMH (IN)	WEIGHT (LB)
PTE33Q-2145	3,300	7.6	3.1	310
PTE33Q-2745	3,300	7.6	3.1	330

ADDITIONAL OPTIONS:

Extra: 24V/20Ah Lithium battery

Extra: 24V/8A battery charger

T66N / TN110N TUGGER / TOW TRACTOR SERIES

HIGH-CAPACITY AND POWERFUL TUGGER / TOW TRACTOR

MODEL: TN66N / TN110N

STANDARD FEATURES:

- Italian ZAPI Controller
- German Schabmueller AC drive motor
- German Kordel gearbox
- 24V/375Ah (T66N), 24V/465Ah (T110N) industrial battery
- 24V/60A 110V charger
- German 9.1"x2.8" (T66N), 9.8"x3.1" (T110N) polyurethane drive tire
- 7.1"x3" polyurethane rear wheels
- Emergency power disconnect
- Ergonomic German REMA control handle with horn and belly button
- Dual butterfly-style thumb controls
- Reinforced couplers for 3 height adjustments
- Jog button on handle
- USB Port
- Blue Light Strobe Light
- Electric Power Steering (EPS)
- Platform Tray
- Crawl speed button for safe operation in tight space
- Smart handle with Keyless Pin-Code Panel
- Smart handle with LCD with battery indicator, travel speed, hour meter as well as fault code
- Speed: 5.6 mph (unloaded), 3.7 mph (loaded) (T66N)
- Speed: 7.45 mph (unloaded), 4.34 mph (loaded) (T110N)



3 Year Limited Warranty

MODEL	CAPACITY (LB)	Turning Radius (IN)	WEIGHT (LB)
TN66N	6,600	52.5	2,094
TN110N	11,000	52.5	2,249

ADDITIONAL OPTIONS:

24V/300Ah Lithium-Iron LFP battery 24V/150A Industrial charger



NR810 SCRUBBER
INDUSTRIAL RIDE-ON SCRUBBER

MODEL: NR810

STANDARD FEATURES:

Scrubbing width

41.7-inch (1060mm)

Washing width

31.9-inches (810mm)

SOLUTION TANK / RECOVERY TANK

32 gallon (120 liters) –same for both tanks

CLEAN PRODUCTIVITY

60,000 ft²/h (5,200 m²/h)

BRUSH MOTOR RATED POWER

- 0.5 hp*2 / 380W*2

VACUUM MOTOR RATED POWER

0.8 hp / 600W

DRIVE MOTOR RATED POWER

0.87 hp / 650W



CONTROLS & FEATURES

Integrated waterproof touch panel with standard LCD display

Reliable and simple multi-touch control panel

Adjustable pressure from brush to ground

Optional three-speed modes and adjustable water flow

One-button electric lift/lowering of brush and squeegee-holder

Compact and modular patented design, with light weight and small turning radius and flexible control.

Aluminum die-casting brush cover and squeegee

Large opening tank with detachable top cover for easy access cleaning and maintenance

Automatic stop when the driver leaves the seat with safety sensor

Efficient and reliable defoaming & solution tank water-level alarm mechanism

Standard Nylon Brush and Rubber Squeezer

Maintenance free battery 4*6v/200ah

110v single phase charger 24v25a

3-year Warranty

MODEL	STYLE	SCRUBBER SIZE (IN)	SQUEEGEE SIZE (IN)	SHIP WEIGHT (LB)
NR810	Ride-on	41	41	750

NB530 / NR530 SCRUBBERS

WALK-BEHIND AND RIDE-ON SCRUBBERS

MODEL: NB530 / NR530

STANDARD FEATURES:

- 21" Brush with 30" Squeegee
- Front Drive chassis-free modular design (NR530)
- Solution Tank 13.2 gal. (NB530), 18.5 gal. (NR530)
- Recovery Tank 13.2 gal. (NB530), 18.5 gal. (NR530)
- Brush Motor HP 0.74
- Vacuum Motor HP 0.54
- Travel Speed (NR530) 3.7mph
- Battery 2x12V 100Ah (NB530), 2x12V 120AH (NR530) Charger (NB530 & NR530) 24V/15Ah 110V
- Large opening on recovery tank with detachable cover for easy access and maintenance
- Multi-touch LCD control panel
- 3 Speed Modes (NR530)
- ECO Mode for lower noise and longer battery life (NR530)
- Large solution tank
- Aluminum die-cast brush cover
- Adjustable down pressure brush design
- Low mechanical noise design
- Built-in water-level warning system
- One button start design
- Patented brush buckle design for automatic load and unload of the brush for longer life expectancy



3 Year Limited Warranty

MODEL	STYLE	SCRUBBER SIZE (IN)	SQUEEGEE SIZE (IN)	WEIGHT (LB)
NB530	Walk-Behind	21	30	420
NR530	Ride-on	21	30	525

AWP SELF-PROPELLED SCISSOR LIFTS

QUALITY SCISSOR LIFTS WITH PROVEN PERFORMANCE AND SAFETY

**MODEL: SC3345E (33ft platform height, 45in platform width, E=Electric drive)
SC3945E (39ft platform height, 45in platform width, E=Electric drive)**

STANDARD FEATURES:

Measurements

39/45ft (12/14m) working height
Up to 700lbs (320kg) lift capacity
89x44 in (2.27x1.12 m) steel platform
35.5 in (0.9m) extension deck

Power

24V DC (four 6 V 232/280Ah US batteries)
Universal Built-in 24V/30A 110V smart charger

Safety

ANSI A92.20
Folding rails with half-height swing gate (CE)
Lanyard attachment points
Manual platform lowering valve
Emergency stop at both platform and ground controls
Rear wheel multiple disc brakes
Front wheel hydraulic dynamic braking
Pothole guards
Dual flashing beacons
Tilt level sensor with audible alarm
Descent alarm
Electronic horn
Motion alarm
Overload sensor

Easy maintenance

On-board diagnostic system
Swing-out component rays
Solid non-marking tires
AC power to platform
Airline to platform

Performance

Platform control with battery discharge indicator and hour meter
Drive at full height
Dual front wheel drive
Proportional lift and drive
25% gradeability



5 Year Limited Warranty

MODEL	PLATFORM HEIGHT (FT)	PLATFORM WIDTH (IN)	LIFT CAPACITY(LB)	WEIGHT (LB)
SC3345E	32.8	45	700	6,700
SC3945E	39.3	45	700	6,800

AWP SELF-PROPELLED SCISSOR LIFTS

QUALITY SCISSOR LIFTS WITH PROVEN PERFORMANCE AND SAFETY

**MODEL: SC2632EN (26ft platform height, 32in platform width)
(E=Electric drive | N=Narrow in width)**

STANDARD FEATURES:

Measurements

26/32 ft (8/10m) working height
Up to 800/500lbs (380/230kg) lift capacity
89x32 in (2.27x0.81 m) steel platform
35.5 in (0.9m) extension deck

Power

24V DC (four 6V/232Ah US batteries)
Universal 24V/30A 110V smart charger

Safety

ANSI A92.20
Folding rails with half-height swing gate (CE)
Lanyard attachment points
Manual platform lowering valve
Emergency stop at both platform and ground controls
Rear wheel multiple disc brakes
Front wheel hydraulic dynamic braking
Pothole guards
Dual flashing beacons
Tilt level sensor with audible alarm
Descent & Motion alarm
Electronic horn
Overload sensor

Easy maintenance

On-board diagnostic system
Swing-out component rays
Solid non-marking tires
AC power to platform
Airline to platform

Performance

Platform control with battery discharge indicator and hour meter
Drive at full height
Dual front wheel drive
Proportional lift and drive
25% gradeability



5 Year Limited Warranty

MODEL	PLATFORM HEIGHT (FT)	PLATFORM WIDTH (IN)	LIFT CAPACITY(LB)	WEIGHT (LB)
SC2632EN	26.2	32	500	4,800

AWP SELF-PROPELLED SCISSOR LIFTS

QUALITY SCISSOR LIFTS WITH PROVEN PERFORMANCE AND SAFETY

MODEL: SC1930EC

STANDARD FEATURES:

Measurements

- 19/26 ft (8/10m) working height
- Up to 506/250lbs lift capacity
- 66X29 in. steel platform
- 35.5 in (0.9m) extension deck

Power

- 24V DC (four 6V/220Ah US batteries)
- Universal 24V/30A 110V smart charger

Safety

- ANSI A92.20
- Folding rails with half-height swing gate (CE)
- Lanyard attachment points
- Manual platform lowering valve
- Emergency stop at both platform and ground control
- Rear wheel multiple disc brakes
- Front wheel hydraulic dynamic braking
- Pothole guards
- Dual flashing beacons
- Tilt level sensor with audible alarm
- Descent & Motion alarm
- Electronic horn
- Overload sensor

Easy maintenance

- On-board diagnostic system
- Swing-out component rays
- Solid non-marking tires
- AC power to platform
- Airline to platform

Performance

- Platform control with battery discharge indicator and hour meter
- Drive at full height
- Dual front wheel drive
- Proportional lift and drive
- 25% gradeability



5 Year Limited Warranty

MODEL	PLATFORM HEIGHT (FT)	PLATFORM WIDTH (IN)	CAPACITY (LB)	WEIGHT (LB)
SC1930EC	19.7	29	507	3,329

OP SERIES Electric Order Picker

“Perfect Alternative to Conventional Ladder in Workplace”

MODEL: OP8.5

STANDARD FEATURES:

- American Curtis Travel Controller with CAN-bus Control
- High performance AC drive motor and DC lifting motor
- Lead Acid: 24V/106Ah with Built-in 24V/15Ah charger
- Lithium battery: 24V/80Ah with Built-in 24V/25Ah charger
- Loading capacity-850lbs
220lbs front load tray
330lbs front load deck
300lbs operator’s compartment
- 10" x 3.15" polyurethane load wheels(2pcs)
- 8.7" x 2.8" polyurethane drive tire(1pc)
- Smart handle with Keyless Pin-Code Panel and RFID Card
- LCD display showing speed/usage time/power/steering/fault code/alarm etc.
- Electric Lifting and Lowering Buttons
- High-performance handle with dual hands sensing operation
- Travel speed:
3.8mph (unloaded/unloaded) at lifting height 0-19.6”
2.0 mph (unloaded/unloaded) at lifting height 19.6-59”
0.8 mph (unloaded/unloaded) at lifting height 59-118”
- Standard Electric power steering(EPS)
- Emergency lowering switch from chassis
- Standard safety warning lights, LED work lights, buzzer and blue lights

Truck: 1-year warranty
Battery: 3-year warranty



MODEL	CAPACITY	LIFT HEIGHT (IN)	LOWERED HEIGHT (IN)	MAST STAGES	SHIP WEIGHT (LBS)
OP8.5	850lbs	118	57.2	3	1496
OP8.5Li	850lbs	118	57.2	3	1496

PREMIUM MANUAL PALLET JACKS

SUPERIOR QUALITY YET AFFORDABLE PALLET JACK.

The #1 most sold pallet jack in the world!

MODEL: AC55

FEATURES:

Top class range of pallet trucks with excellent ergonomic design. The ideal storage aid for all variety of manual transport tasks over short distances in stores, warehouses, and factory plants. Reliable, sturdy, and torsion-resistant due to their extremely strong high-quality steel. Our German WAGNER paint system ensures excellent powder coating and high paint quality.

All pivots' points are greased for excellent maneuverability and effortless steering. Chromed bearing bushes and joints ensure quiet running application and particularly long service life.

Equipped with high quality, galvanized one-piece hydraulic pump adjustable lowering speed and overload valve. Standard tapered forks tips, pallet entry and exit rollers & non-marking polyurethane steer and load wheels. Variety of options in wheels, as well as fork dimensions.



MODEL	FORK SIZE W x L	WEIGHT CAPACITY	LOWERED HEIGHT	WEIGHT
AC55-2148	21" x 48"	5,500 lbs.	2.95"	165 lbs.
AC55-2748	27" x 48"	5,500 lbs.	2.95"	175 lbs.
AC66-2748	27" x 48"	6,600 lbs.	2.95"	200 lbs.

ECONOMY MANUAL PALLET JACKS

RELIABLE MEDIUM DUTY HAND PALLET JACK

MODEL: DF55

FEATURES:

Economical but reliable. This compact and low maintenance pallet truck is easy to operate and can handle loads up to 5,500 lbs.

A great tool for business that need a reliable tool and are on a tight budget.

Equipped with a high performance, leakproof pump that includes an overload bypass valve. Standard tapered forks end, pallet entry rollers and non-marking polyurethane steer and load wheels.



MODEL	FORK SIZE W x L	WEIGHT CAPACITY	LOWERED HEIGHT	WEIGHT
DF55-2148	21" x 48"	5,500 lbs.	2.95"	155 lbs.
DF55-2748	27" x 48"	5,500 lbs.	2.95"	165 lbs.

FORKLIFT FORKS

STANDARD FEATURES:

- Heavy-duty carbon steel.
- ITA Class II tapered
- Hammer forged and heat-treated
- Sold in pairs



MODEL	THICKNESS	WIDTH	LENGTH	SHIP WEIGHT
F1.75X4X36	1 3/4"	4"	36"	92 lbs.
F1.75X4X48	1 3/4"	4"	48"	110 lbs.
F1.75X4X54	1 3/4"	4"	54"	145 lbs.
F1.75X4X60	1 3/4"	4"	60"	102 lbs.
F1.75X4X72	1 3/4"	4"	72"	127 lbs.

FORK EXTENSIONS

STANDARD FEATURES:

- Heavy-duty welded steel construction.
- Slides easily onto existing forks.
- Fits forks up to 2" thick.
- Steel retaining strap prevents fork extensions from sliding off forks during use.
- Superior Power-coated yellow finish
- Package of a pair



MODEL	FITS FORK WIDTH (IN)	EXTENSION LENGTH (IN)	MIN. FORK LENGTH (IN)	SHIP WEIGHT (LB)
FE4X60	4	60	40	92
FE4X72	4	72	48	110
FE4X96	4	96	64	145
FE5X60	5	60	40	102
FE5X72	5	72	48	127
FE5X96	5	96	64	164
FE6X72	6	72	48	140
FE6X96	6	96	64	180

ATTENTION: OSHA REQUIRES FORK EXTENSION LENGTH TO BE NO LONGER THAN 150% OF THE LENGTH OF SUPPORTING TRUCK FORKS.

NOBLELIFT



NOBLELIFT North America- WEST
1625 Fremont Court, Ontario, CA 91761
Tel: 909-212-1962 · don.hwang@nobleliftna.com
www.nobleliftna.com