


Great Basin Basketmakers

Continuing 10,000 Years of Basket Arts



Newsletter

February 2021

Volume 35 Number 2

**Edited by
Karen Olson**

www.greatbasinbasketmakers.org

Thursday, February 4, 2021

ZOOM meeting will begin at **10 am**, we will have a short business meeting, then we will start our Spring Series of conversations about planning and designing baskets. The two reference books which will be used are: "The Ultimate Basket Book" by Lyn Siler, and "Contemporary Wicker Basketry" by Flo Hoppe (both are in our library.) The series will run through May 2021, hopefully June will see us back to in person meetings, maybe outdoors. We are going to start our series, by discussing flat materials (see pg 5.)

Get your math brain engaged!!!!



February, 2021

There were 14 of us at the January Zoom meeting. To keep us safe from covid, most of us had a quiet holiday with few family or friends.

Pam Wilcox volunteered to be temporary secretary for future Zoom meetings, probably for the next few months. Since most of us are still waiting to be vaccinated, it will be late spring before we can be together for classes or activities. Although the GBB Board will make the decision, members thought it best to postpone the scheduled May 2021 retreat to May 2022.

Our exhibits are on hold too, but I will contact the Sparks Museum about the possibility of a show at the Museum in 2022. We are planning ahead!

A few members have been making baskets, see pictures of Anne Bacon's and an article about Sue Yamins coiled art piece. Glad to see Sue recognized in a fiber publication! For some members, winter has been a time for knitting---scarves and hats were a popular a popular item.

I feel lucky and grateful to have received my covid vaccination today. Hope you will have the opportunity to get yours soon.

Best wishes and stay well,
Betty Hulse, President

GBB Dues for 2021

In the October GBB newsletter, we hope you noted the Board voted to defer membership renewals for 2021, excluding new memberships for 2021 which will be collected per the regular schedule.

One of our members, Susan Lester, suggested we donate our dues to a charity. The GBB Board thought this was a great idea. If you wish, the Board urges you to send your GBB dues amount to a charity of your choice.

The GBB Facebook page

is a platform for members and interested folks to share their love of basketry by sharing photos of their projects.

It is also to share upcoming events including workshops, classes, meetings, and exhibits that would be of interest to GBB members and the public.

It is meant to be an encouraging, supportive, positive and safe place for all to use and enjoy.

Please submit photos, news, events, etc. to GBBFBpage@gmail.com -Margo Duarte

The GBB Website

Be sure to check our website greatbasinbasketmakers.org for information regarding our organization. Information will be posted as it comes in. Check back regularly for updates about our retreat, classes and programs.

GBB Zoom Board meeting, January 7, 2021, 4:30 pm

Members present : Pam Wilcox, Margo Duarte, Lorrie Moore, Paula Pennington, Karen Olson, Betty Hulse, Trisha Work

1. Retreat: following discussion with both the general membership at this day's Zoom meeting, and also the Board members, it was moved by Pam, and seconded by Margo, that we postpone the retreat for another year. Vote was unanimous in favor of the delay. The new dates will be May 10 - 13, 2022, and Jo Campbell-Amsler will still be our featured instructor. (Karen will contact Zephyr to finalize delay, and Betty will contact Jo to confirm with her.)
2. Zoom class planning committee will begin making plans for proposed spring/summer classes to be held via Zoom, with April chairing the committee.
3. Pam suggested a possible topic for our monthly meetings - how to calculate quantity of material required for baskets when there is no pattern available. (basket "rules of thumb"/ adjustments for sizes not available / spokes/ how to measure for length required for round or flat baskets or reed). Karen will provide a general description/introduction/demonstration for the February meeting and will include an article in the newsletter.
4. We discussed the possibility of an exhibit at the Sparks Museum in 2022. We will need further information on the size of space available, wall or shelf display options, types of interpretations to include, possibility of sales, dates for length of exhibit. (Betty will contact museum for clarification).
5. Lorrie will contact Karen T. concerning the class that was scheduled for this fall. (ticket purchased, concerns for flight, if vaccines not completed by then, deadlines for numbers she requires for classes)
6. The board will Zoom meet on Wednesday, February 3, at 4:30, and the Guild General Zoom meeting will be Thursday, February 4, at 10:00 am.

Next Month's Newsletter Editor: Sue Ann Monteleone samonte@charter.net
Please submit articles for March newsletter by February 12

2021 Calendar Update

The **GBB Retreat at Zephyr Point** will be moved to **May 10-13, 2022** due to the delay in the COVID Vaccine Rollout, still anticipate Jo Campbell-Amsler to be guest instructor.

Karen Tembreull is still planning on coming to Reno, NV — **September 8-11, 2021**, we will begin sign-ups for her classes starting in February. We need a commitment for classes in order for her to collect and prepare the materials for each project.

ARTISTS' GALLERY

The wall hanging is made using closed coiling over a 1/8" hemp cord, and it measures about 25"W X 16"H. I call it *Interwoven Systems* (you usually have to have a title for exhibits!) I use various types of thread including waxed linen, cotton, and silk coiled over the hemp.


This piece was juried into the *Yarn, Rope, String* exhibit which appeared in the fall issue of the national magazine *Fiber Art Now*.



Sue Yamins, Medford, Oregon



Anne Bacon's latest creations—coiled pine needles, gourd with woven elements, & woven reed basket.



Spring Series

Since we are not able to meet in person this spring, we are developing a series of talks on how to design baskets.

So you want to make a basket and you may have some materials in your stash.

What to do with them and how do you know you have enough?

Question #A

What kind of basket do you need and what is it's purpose?

or maybe

Question #B

I have lots of 5/8" flat reed, what can I make with it?

It seems rather like the chicken and the egg, which came first. Probably need to answer both questions, before embarking on your project. The illustrations from Lyn Siler's book, give a good description of determining material measurements for making a flat reed basket. It really comes down to the math.

If you are carrying tools or books, you will want a sturdier basket, than if you are filling it with yarn. Size of materials and utility are definitely linked.

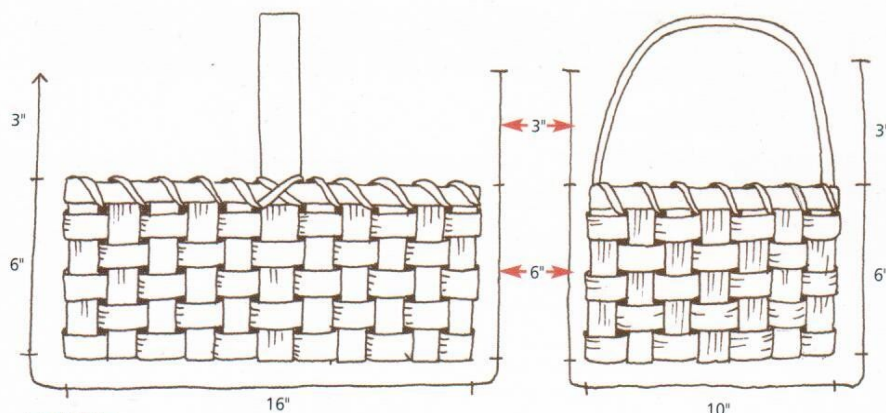


FIGURE 4

How to Measure Your Own Staked Baskets

This is a simple mathematical process. Determine the size basket you want; for example, let's make a 10 x 16 x 6-inch basket. To get a length measurement, add the base length (16 inches) and each side depth (6 inches on each side or 12 inches), and then add 6 inches (3 inches on each side) to tuck in at the top: $16 + 12$ (2 sides) $+ 6$ (tucking) = 34 inches.

To get the width measurement, add the base width (10 inches) and each side depth (6 inches) with the same 6 inches for tucking: $10 + 12$ (two sides) $+ 6 = 28$ inches.

The only thing left to determine is what size reed to use, and therefore, how many of each to cut. Draw off the area and use a ruler to figure out how many pieces of each to use. Don't forget to add spaces between stakes (figure 4).

How to Measure Spokes for a Round Basket

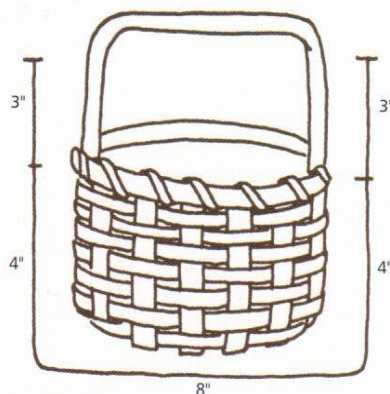


FIGURE 5

Simple! Determine the diameter of the base, 8 inches in this case. Add to that the height you want, 4 inches in this case, and then add the 6 inches for tucking in: $8 + 8$ (4 inches for each side) $+ 6 = 22$ inches. How many stakes to be cut will be determined by the size reed you use and how close together you want the spokes. You can use more stakes and start weaving closer in to the center if you taper the center, as in the drawing (figure 5).

—from *The Ultimate Basket Book* by Lyn Siler

"As a fiber artist focused in basketry, my medium is derived primarily from the environment. I am continuously inspired by the abundance of natural material that surrounds me, and find myself driven to experiment with barks, roots and fibers that seem to lend themselves to textile applications. Care and patience is necessary in the gathering and processing of the materials. I enjoy combining traditional basketry applications with other historical fibers arts and metalworking techniques such as: piecework, lace making, and fabrication. My basketry forms are a celebration of the harmony that is intertwined between these materials and traditional methods."

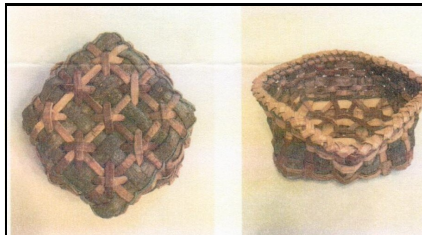
Coming in September

We are excited to announce that Karen Tembreull is coming to Reno to teach September 8-11, 2021. Karen is the owner of Barks & Roots Basketry located in L'Anse, Michigan. This is what she has to say about her basketry: All classes are \$40 and are limited to 12 students; there will be a waiting list once the class fills. Please contact Lorrie Moore at oolala1@charter.net or Karen Olson at kvmikesell@hotmail.com if you have any questions concerning classes or signing-up for the September classes. We will begin taking sign-ups **March 1st**, first come first serve. Please pay the material fee at the time of signing-up for the class, the class fee will be collected at the class. Mail your payment to: GBB, PO Box 11844, Reno, NV 89510.

Apple in the Pine (Material fee—\$85)

Level: Intermediate / Advanced

The base begins with a vintage spigot handle, threaded with Cedar bark. Twine the base with waxed cotton cord and iris leaves to upright. Using thinner Cedar and wider Willow bark learn the fun and challenging Japanese knot weave. A basic braid track border completes the piece. (4" x 4")



Fluted Constellation (Material fee—\$75)


Level: Intermediate / Advanced

Beginning with a unique threaded base of Willow and Cedar barks; weave this sweet and functional basket with an interesting twist. The fluted sides and rim are resultant of a weave change to the basket. The braided Cedar rim enhances the overall flow. (6" x 6" x 2")

Double Helix (Material fee—\$85)

Level: Intermediate

Students will heat fold and stitch a hexagonal Birch bowl with split Spruce roots. Next a spiraling liner of hexagonal to bias woven Willow or Cedar bark (or a combination) will be added. The braided rim of Cedar bark was taught to me by Dawn Walden. (6" x 3")



Barks on the Bias (Material fee-\$100)

Level: Intermediate

Students will learn to weave this non-traditional basket with thin Birch bark. Overlays of Poplar and Hemlock barks will be added for color and textural notes. The faux braided rim was taught to me by master basket maker Dawn Walden and is executed with Cedar bark. A hanger handle is sewn and installed with fine brass washers to secure the stitching. (7" x 6" x 5")

2021 Officers and Committee Members

President:	Betty Hulse	Board Chair:	Trisha Work
Vice President :	Margo Duarte	Board At Large:	Paula Pennington
Guild Secretary:	Pam Wilcox (temp)	Board At Large:	Pam Wilcox
Treasurer:	Karen Olson	Board At Large:	Margo Duarte
Membership:	Janice Johnson	Board At Large:	Lorrie Moore

Committees: Classes: Bonnie Kennedy, Ann Taylor; Library: Pam Wilcox; Special Workshops: Lorrie Moore; Exhibits & Shows: vacant; Grants: Betty Hulse, Susan Lester, Karen Olson; Raffle: Sandy Zorner; Website: Susan Lester; Newsletter Editors: Sue Ann Monteleone, Karen Olson.

If you are able to volunteer your service to help out GBB in any way, please contact Betty Hulse at 775-747-5794 or email to betty.hulse5@yahoo.com

Arnies Arts N Crafts Located Houghton Lake, MI www.basketpatterns.com 800-563-2356
Reed, cane, tools, patterns, gourd patterns & tools, books and many wooden bases.

Consolidated Thread Mills Located Fall River, MA www.consolidatedthreadmills.com 508-672-0032
Good source artificial sinew, waxed linen and craft cords. Call for pricing.

Royalwood Ltd Located Mansfield, OH www.royalwoodltd.com 800-526-1630
Books, patterns, weaving materials, reed, waxed linen, caning supplies, shaker tape, Spend \$100.00 or more and qualify for wholesale prices.

The Caning Shop 926 Gilman St, Berkeley, CA 94710 www.caning.com 800-544-3373
Your source for caning, basketry and gourd crafting supplies, tools, and books.

V. I. Reed and Cane, Inc Located in Omaha NE www.basketweaving.com 800-852-0025
Reed, tools, caning, books and kits. Good quality of reed.

Great Basin Basketmakers Membership Application/Renewal

Annual Membership Dues:

Electronic newsletter recipients: ☐ Individual: \$25/year (\$10 additional/year for family membership)

Hard Copy newsletter recipients: ☐ Individual: \$35/year (\$10 additional/year for family membership)

Date _____ Amount: \$ _____ New _____ Renewal _____

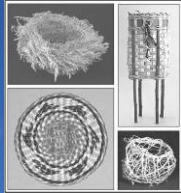
Name _____

Address _____

City _____ State _____ Zip _____

Telephone (_____) _____ Email _____

Send this completed form and check payable to Great Basin Basketmakers and mail to:
Great Basin Basketmakers * P. O. Box 11844 * Reno, NV 89510-1844



Great Basin Basketmakers
Post Office Box 11844
Reno, Nevada 89510-1844



Great Basin Basketmakers Established January 1987

Meetings the first Thursday of each month at Sparks Masonic Center located at 2425 Pyramid Way, Sparks, NV. During the pandemic GBB business meetings will be via ZOOM at 10:00 AM . All are welcome.

Membership dues for Great Basin Basketmakers are \$25 per yr, \$10 extra per yr. for family membership (living at the same address), \$10 extra for a mailed newsletter. Membership includes monthly newsletter, access to large library and reduced workshop rates. Dues are to be paid annually in January.

Please direct address, email changes, membership dues, and requests for membership to: GBB, PO Box 11844, Reno, NV 89510.

Questions regarding workshops, events, etc. may be directed to GBB president, Betty Hulse at betty.hulse5@yahoo.com or check our web-site at: www.greatbasinbasketmakers.org.

Information to be exchanged among GBB members may be directed to: gbbreno@gmail.com.

If you would like to submit to GBBs Facebook page please send to GBBFBpage@gmail.com

Our Mission Statement

The main focus of the Great Basin Basketmakers is to make baskets, to learn everything possible about the tradition and techniques of basketry and to pass this knowledge along to others.

