



R·H·YODER
2025





Richard and Henry Yoder, inspired by their father's craftsmanship, aspired to follow in his footsteps from a young age. After their father's untimely passing, they resolved to honor his legacy by mastering the art of craftsmanship themselves.

Commencing their journey in 2001 within their mother's home, they apprenticed under the tutelage of Floyd Miller, crafting a modest selection of five chair styles. Through dedication and perseverance, they transitioned from their humble beginnings to a larger establishment, culminating in the establishment of RH Yoder, now housed in a cutting-edge 48,000-square-foot facility.

What once began as a childhood admiration has blossomed into a thriving business venture. Richard and Henry are still very involved as proprietors, overseeing a skilled team of craftsmen and offering an extensive range of over 100 chair styles.

Their unwavering commitment to quality and precision shines through in each meticulously crafted piece of furniture, ensuring that their clientele receives nothing short of excellence.

Some Styles of Dining Chairs are Available as Caster-Based Desk Chairs:



Traditional Screw Lift



Mission Gas Lift



Mission Screw Lift



Caswell Gas Lift

Note: Selected chair styles are available as barstools. All orders are shipped with standard swivel unless “Memory” swivel is specified on order.

Seat and Edge Options:



Deep Scoop Seat shown with Optional Roundover Edge



Benton Roundover Seat



Regular Scoop Seat shown with Optional Bevel Edge

Stretcher Covers: Available in Black and Nickel (shown)




Barstool




Rounded Barstool

Metal Colors:



Bronze



Gold



Gunmetal Gray



Silver



Tex Black

Table Edge Profile Options:



Mission



Chamfer



Roundover



Bevel



Ogee



Roundover-Bottom



The most substantial corner blocks in the industry paired with five screws provides greater stability.



Precise angle cuts on all legs and an exact leveling technique provide unparalleled stability.













































Final phase hand-sanding and inspection results in superior craftsmanship.



Precision cut mortise and tenon joints ensure solid, durable structural integrity.



TABLE OF CONTENTS

	Acadia _____	12		Bow River _____	32		Cosgrove Barstool _____	46-47
	Acadia Desk Chair _____	13		Bradbury _____	30-31		Country Shaker _____	48-49
	Albany _____	14		Brandberg _____	33		Crayton _____	50-51
	Allerton Bar Chair _____	15		Buchanan _____	34		Crescent _____	52-53
	Arbordale _____	16		Caraway Barstool _____	35		Cumberland _____	54-55
	Ariel _____	17		Carmen _____	36		Damon _____	60
	Barrel Barstool _____	18-19		Carolina _____	37		Dawson _____	56-57
	Bayfield _____	20		Carson _____	40		Dillon Barstool _____	58-59
	Bellingham _____	21		Carter _____	38-39		Durham Bar Chair _____	61
	Belmont Barstool _____	22-23		Casey _____	41		Ellington _____	62
	Bent Feather Bow _____	24		Charleston _____	42		Elliott _____	63
	Bent Paddle _____	25		Colebrook _____	43		Elliott Desk Chair _____	64
	Bersina _____	26-27		Collins _____	44		Emerson _____	66-67
	Birkin _____	28-29		Conner _____	45		Emerwood _____	65















































































	Espin _____ 68		Kenshaw _____ 86-87		Oxford _____ 100-101
	Fenmore _____ 70-71		Korbyn _____ 88-89		Palmer _____ 104-105
	Folding Chair _____ 69		Lambert Barstool _____ 90		Parkland _____ 106
	Frankton _____ 72		Lamont _____ 91		Portage Barstool _____ 107
	Grant _____ 73		Lexford _____ 92		Regal _____ 100-101
	Griffin Bar Chair _____ 74		Livingston _____ 93		Roanoke _____ 108-109
	Harper _____ 75		Louisdale _____ 94		Roosevelt _____ 110
	Harris _____ 76		Madison _____ 95		Sawyer _____ 111
	Haskin Barstool _____ 77		Marbury _____ 96		Sinclair _____ 100-101
	Hilko _____ 78-79		Modesto _____ 97		Somerset _____ 112
	Iron Craft Barstool _____ 80-81		Neela Bar Chair _____ 102		Spring Meadow Pressback _____ 113
	Jansen _____ 82		Niles _____ 98-99		Tifton _____ 114-115
	Jetara _____ 83		North Star _____ 100-101		Tosky Bar Chair _____ 116
	Keelan _____ 84-85		Olympia Barstool _____ 103		Vinson _____ 118-119

TABLE OF CONTENTS

	Vintage Mission _____ 117		Modesto _____ 130		Crescent _____ 143
	Waverton _____ 86-87		Old Traditions _____ 131		Cumberland _____ 144
	Wellbeck _____ 86-87		Sawyer _____ 132		Davis _____ 145
	Wellsburg _____ 120		Tifton _____ 132		Dawson _____ 146
	Wescott _____ 121		Vinson _____ 133		Emerson _____ 147
	Westal _____ 122-123		Westal _____ 133		Emerson Pub _____ 148
	Wilton _____ 124-125		Bersina _____ 134		Fenmore _____ 149
	Winslow Barstool _____ 126		Brogan _____ 136-137		Iron Craft Pub _____ 150
	Wyndlot Desk Chair _____ 127		Brogan Pub _____ 135		Iron Forge _____ 151
	Yorktown _____ 128		Burrick _____ 138		Keelan _____ 152
	Bellingham _____ 129		Callaway _____ 139		Kirkby _____ 153
	Chevron _____ 129		Carmen _____ 140		Korbyn _____ 154
	Colebrook _____ 130		Casey _____ 141		Korbyn Pub _____ 155
	Livingston _____ 131		Crayton _____ 142		Majesty _____ 156-157

	Niles _____	158		Vinson _____	172		Tifton _____	187
	Niles Double Pedestal _____	159		Vinson Pub _____	173		Waverton _____	188
	North Star _____	156-157		Waverton _____	174-175		Westal _____	189
	Old Traditions _____	162		Westal _____	176		Quick Ship _____	8-9
	Oxford _____	160-161		Wilton _____	177		Best Sellers _____	10-11
	Regal _____	163		Bersina _____	178		Customer Material Requirements _____	190
	Roanoke _____	164		Crayton _____	179		Finishes _____	191-210
	Roanoke Pub _____	165		North Star _____	180		Chair Dimensions _____	211-215
	Sawyer _____	166		Old Traditions _____	181			
	Sinclair _____	167		Oxford Designer _____	182			
	Theo _____	168		Regal _____	183			
	Tifton _____	169		Regal Designer _____	184			
	Tifton Extension _____	170		Sinclair _____	185			
	Tifton Round _____	171		Sinclair Designer _____	186			

QUICK SHIP



Live Edge



Fenmore

Brown Maple, Wood Seats Only



Tifton

Brown Maple w/Live Edge, Wood Seats Only



Vinson

Brown Maple or Cherry, Fabric or Leather from Heartland Fabrics Only



Yorktown

Brown Maple, Wood Seats Only



Emerson

Brown Maple, Fabric or Leather from Heartland Fabrics Only



24" Bar Chair



Belmont w/Meribeth Top 24" Dillon 24"

Brown Maple, Fabric or Leather from Heartland Fabrics Only





Emerson Table Emerson 36\"/>



Fenmore Table
Brown Maple, 42\"/>



Tifton Table
Brown Maple w/Live Edge, 42\"/>



Emerson Set



Fenmore Set



Tifton Set



Vinson Table
Brown Maple or Cherry, 42\"/>



Vinson Set



Quick Ship Details

All products shown on the Quick Ship pages are available unfinished, shipped to the Indiana finish shop of your choice in 5 days! Alternately, you can choose to have it finished at RH Yoder and get the complete finished product in 5 DAYS! Particular wood species, fabric and leather options must follow the specified information for each product offered.

BEST SELLERS



Emerson



Fenmore



Korbyn



Tifton



Vinson



Westal



Yorktown



Dillon Barstool



Belmont Barstool
with Meribeth Top



Iron Craft Barstool
with Back

BEST SELLERS



Brogan



Dawson



Fenmore



Tifton



Vinson



Westal

ACADIA



Side: 19"w x 17 ½"d x 41"h

Arm: 24"w x 17 ½"d x 41"h

Available in Oak, Cherry, Hard Maple, Brown Maple, Quarter-Sawn White Oak, Hickory, Walnut, Elm, Rustic Cherry and Rustic Hickory

Only Available with Leather or Fabric Seats

Also Available as Caster-Based Desk Chairs

Shown in Rustic Hickory with FC 107 Harvest Oak Stain and U3-13 Raven Wing Ultra Leather

ACADIA DESK CHAIR



24"w x 17"d x 40" - 45"h

Available in Oak, Cherry,
Hard Maple, Brown Maple,
Quarter-Sawn White Oak,
Hickory, Walnut, Rustic Cherry
and Rustic Hickory

Only Available with Leather
or Fabric Seats and Backs

Caswell Gas Lift is Standard

*Shown in Quarter-Sawn White Oak
with Asbury Stain and Black Leather*

ALBANY



Side: 20 ½"w x 16 ½"d x 40"h

Arm: 23"w x 16 ½"d x 40"h

Available in Oak, Cherry,
Hard Maple, Brown Maple
Quarter-Sawn White Oak,
Hickory and Rustic Cherry

Also Available as Caster-
Based Desk Chairs

Shown in Brown Maple with Nutmeg Stain

ALLERTON BAR CHAIR



Tack Options



Seat Dimensions: 14" x 18"

Base Dimensions: 16 1/4" x 20"

Available in 24" and 30"h

Available in Oak, Cherry, Hard Maple, Brown Maple, Quarter-Sawn White Oak, Hickory, Walnut, Rustic Cherry and Rustic Hickory

Only Available with Leather or Fabric Seats

Tacks are Standard

Shown in Cherry with Michael's Cherry Stain and Black Leather with Black Tacks (left)

Shown in Brown Maple with Onyx Stain and 28-23 Rink Fabric with Nickel Tacks (right)

ARBORDALE



Side: 19"w x 17 ½"d x 38"h

Arm: 23 ½"w x 17 ½"d x 38"

Available in Oak, Cherry,
Hard Maple, Brown Maple,
Quarter-Sawn White Oak,
Hickory, Walnut, Rustic Cherry
and Rustic Hickory

Available with Wood, Leather
or Fabric Seats

*Shown in Brown Maple with
Golden Brown Stain*

ARIEL



Side: 22"w x 25 ¾"d x 40"h

Available in Oak, Cherry,
Hard Maple, Brown Maple,
Quarter-Sawn White Oak,
Hickory, Walnut, Rustic Cherry
and Rustic Hickory

Only Available with Leather
or Fabric Seats and Backs

*Shown in Oak with Ol Yeller Stain,
Black Glaze and Cigar Leather*

BARREL BARSTOOL



Seat Diameter: 16 ½"

Available in 18", 24" and 30"h

Available in Oak, Cherry, Hard Maple, Brown Maple, Quarter-Sawn White Oak, Hickory, Walnut, Rustic Cherry and Rustic Hickory

Available with Wood, Leather or Fabric Seats

Swivel Seats are Standard

Shown in Quarter-Sawn White Oak with Michael's Cherry Stain (left)

Shown in Oak with OCS 111 Stain (right)

BARREL BARSTOOL WITH MERIBETH TOP



Seat Diameter: 16 ½"

Available in 18", 24" and 30"h

Meribeth Top: 11 ½"h

Optional 9 ½" Back

Available in Oak, Cherry, Hard Maple, Brown Maple, Quarter-Sawn White Oak, Hickory, Walnut, Rustic Cherry and Rustic Hickory

Available with Wood, Leather or Fabric Seats

Swivel Seats are Standard

Shown in Brown Maple with Acres Stain (left)

Shown in Oak with OCS 111 Stain (right)

BAYFIELD



Side: 20 1/2"w x 17 1/2"d x 35"h

Arm: 25"w x 17 1/2"d x 35"h

Available in Oak, Cherry,
Hard Maple, Brown Maple,
Quarter-Sawn White Oak,
Hickory, Walnut, Rustic Cherry
and Rustic Hickory

Only Available with Leather
or Fabric Seats and Backs

*Shown in Elm with New Carrington Stain
and 26-6 Terry Fabric*

BELLINGHAM



24" or 30" High Base
Stationary Bar Chair
18"w x 16 3/4"d x 19 1/4"h Back Ht.



24" or 30" High Base
Swivel Barstool
18"w x 16 3/4"d x 19 1/4"h Back Ht.

Side: 18"w x 17"d x 42 1/2"h

Arm: 25"w x 17"d x 42 1/2"h

Available in Oak, Cherry,
Hard Maple, Brown Maple,
Quarter-Sawn White Oak,
Hickory, Walnut, Rustic Cherry
and Rustic Hickory

Available with Wood, Leather
or Fabric Seats

Also Available as Caster-
Based Desk Chairs

*Shown in Oak with
Old World Mission Stain*

BELMONT BARSTOOL

Seat Diameter: 16 ½"

Overall Diameter: 18"

Available in 18", 24" and 30"h

Available in Oak, Cherry, Hard Maple, Brown Maple, Quarter-Sawn White Oak, Hickory, Walnut, Rustic Cherry and Rustic Hickory

Available with Wood, Leather or Fabric Seats

Swivel Seats are Standard

Shown in Brown Maple with Seat in Nutmeg Stain and Frame in Onyx Stain (left)

Shown in Brown Maple with Onyx Stain (right)



BELMONT BARSTOOL WITH MERIBETH TOP



Seat Diameter: 16 1/2"

Overall Diameter: 18"

Available in 18", 24" and 30"h

Meribeth Top: 11 1/2"h

Optional 9 1/2" Back

Available in Oak, Cherry, Hard Maple, Brown Maple, Quarter-Sawn White Oak, Hickory, Walnut, Rustic Cherry and Rustic Hickory

Available with Wood, Leather or Fabric Seats

Swivel Seats are Standard

Shown in Brown Maple with FC 226 Coffee Stain (left)

Shown in Brown Maple with Black Paint Rub-Through (right)

BENT FEATHER BOW



24" or 30" High Base
Swivel Barstool
19"w x 18"d x 23"h Back Ht.

Side: 19"w x 18"d x 40"h

Arm: 25"w x 18"d x 40"h

Available in Oak, Cherry,
Hard Maple, Brown Maple
and Rustic Cherry

Also Available as Caster-
Based Desk Chairs

Deep Scoop Seats
are Standard

*Shown in Oak with FC 5591
Golden Honey Stain*

BENT PADDLE



Optional Plain Legs



24" or 30" High Base
Swivel Barstool
19"w x 18"d x 23"h Back Ht.

Side: 19"w x 18"d x 40"h

Arm: 25"w x 18"d x 40"h

Available in Oak, Cherry,
Hard Maple, Brown Maple
and Rustic Cherry

Also Available as Caster-
Based Desk Chairs

Deep Scoop Seats
are Standard

*Shown in Oak with FC N3176
Malaguania Stain*



BERSINA



Side: 18 ½"w x 15 ¾"d x 37 ½"h

Available in Oak, Cherry,
Hard Maple, Brown Maple,
Quarter-Sawn White Oak,
Hickory, Walnut, Rustic Cherry
and Rustic Hickory

*Shown with Bersina Table and Server
(left page)*

*Shown in Cherry with Natural Finish
(left and right page)*



BIRKIN



Side: 18 1/2"w x 16"d x 36"h

Available in Oak, Cherry,
Hard Maple, Brown Maple,
Quarter-Sawn White Oak,
Hickory, Walnut, Rustic Cherry
and Rustic Hickory

*Shown with Regal Table and Server
in Brown Maple with Charwood Stain,
R1-92 Masa Fabric and Gold Metal
(left page)*

*Shown in Cherry with Charwood Stain
and R1-92 Masa Fabric (right page)*



BRADBURY



24" or 30" High Base
Stationary Bar Chair
19 1/2"w x 17"d x 16 1/2"h Back Ht.



Desk Chair with
Caswell Lift

Side: 19 1/2"w x 17"d x 42"h

Arm: 25 1/2"w x 17"d x 42"h

Available in Oak, Cherry,
Hard Maple, Brown Maple,
Quarter-Sawn White Oak,
Hickory, Walnut, Rustic Cherry
and Rustic Hickory

Only Available with Leather
or Fabric Seats and Backs

Also Available as Caster-
Based Desk Chairs

*Shown with Iron Forge Table with True
Reclaimed Barn Wood Top (left page)*

*Shown in Oak with Chocolate Spice
Stain, Black Tincture Finish and
C2 Elevator Fabric (left page)*

*Shown in Brown Maple with Rich Tobacco
Stain and 26-11 Cornelia Gray Fabric
(right page)*

BOW RIVER



Tack Options



24" or 30" High Base
Stationary Bar Chair
22"w x 18"d x 12"h Back Ht.

Side: 22"w x 18"d x 42 ½"h

Arm: 29"w x 18"d x 42 ½"h

Available in Oak, Cherry,
Hard Maple, Brown Maple,
Quarter-Sawn White Oak,
Hickory, Walnut, Rustic Cherry
and Rustic Hickory

Only Available with Leather
or Fabric Seats and Backs

Tacks are Standard

*Shown in Brown Maple with Sealy Stain
and Mahogany Leather*

BRANDBERG



Side: 18"w x 17"d x 36 ½"h

Arm: 22 ½"w x 17"d x 36 ½"h

Available in Oak, Cherry,
Hard Maple, Brown Maple,
Quarter-Sawn White Oak,
Hickory, Walnut, Rustic Cherry
and Rustic Hickory

Available with Wood, Leather
or Fabric Seats

*Shown in Brown Maple with
New Carrington Stain*

BUCHANAN



24" or 30" High Base
Stationary Bar Chair
18"w x 18"d x 19"h Back Ht.

Side: 18"w x 18"d x 38 ½"h

Arm: 25 ½"w x 18"d x 38 ½"h

Available in Oak, Cherry,
Hard Maple, Brown Maple,
Quarter-Sawn White Oak,
Hickory, Walnut, Rustic Cherry
and Rustic Hickory

Available with Wood, Leather
or Fabric Seats

Also Available as Caster-
Based Desk Chairs

*Shown in Rustic Quarter-Sawn White Oak
with Golden Brown Stain*

CARAWAY BARSTOOL



Side: 18"w x 17"d x 15" Back Ht.

Arm: 25"w x 17"d x 15" Back Ht.

Available in 24" or 30"h

Available in Oak, Cherry,
Hard Maple, Brown Maple,
Quarter-Sawn White Oak,
Hickory, Walnut, Rustic Cherry
and Rustic Hickory

Only Available with Leather
or Fabric Seats and Backs

Flexible Back

*Shown in Oak with Ebony Stain and
Black Leather (left)*

*Shown in Brown Maple with Charwood
Stain and C8-80 Armstrong Fabric (right)*

CARMEN

24" or 30" High Base Stationary
Bar Chair (Not Shown)
18 ½"w x 17 ½"d x 18"h Back Ht.



Side: 18 ½"w x 17 ½"d x 37 ½"h

Arm: 24 ½"w x 17 ½"d x 37 ½"h

Available in Oak, Cherry,
Hard Maple, Brown Maple,
Quarter-Sawn White Oak,
Hickory, Walnut, Rustic Cherry
and Rustic Hickory

Available with Wood, Leather
or Fabric Seats

Shown in Brown Maple with Briar Stain

CAROLINA



24" or 30" High Base
Stationary Bar Chair
18"w x 18"d x 20"h Back Ht.



24" or 30" High Base
Swivel Barstool
18"w x 18"d x 20"h Back Ht.

Side: 18"w x 17 ³/₄"d x 42"h

Arm: 24 ¹/₂"w x 17 ³/₄"d x 42"h

Available in Oak, Cherry,
Hard Maple, Brown Maple,
Quarter-Sawn White Oak,
Hickory, Walnut, Rustic Cherry
and Rustic Hickory

Available with Wood, Leather
or Fabric Seats

*Shown in Cherry with FC N3176
Malaguania Stain*



CARTER



Side: 18 ½"w x 17"d x 32"h

Available in Oak, Cherry, Hard Maple, Brown Maple, Quarter-Sawn White Oak, Hickory, Walnut, Rustic Cherry and Rustic Hickory

Available with Wood, Leather or Fabric Seats

Shown with Davis Table (left page)

Shown in Brown Maple with Asbury Brown Stain and R1-24 Big Mac Fabric (left page)

Shown in Cherry with Chestnut Stain and C8-68 Wear Fabric (right page)

CARSON



24" or 30" High Base
Stationary Bar Chair
19"w x 17"d x 18"h Back Ht.

Side: 19"w x 17"d x 35"h

Arm: 25"w x 17"d x 35"h

Available in Oak, Cherry,
Hard Maple, Brown Maple,
Quarter-Sawn White Oak,
Hickory, Walnut, Rustic Cherry
and Rustic Hickory

Available with Wood, Leather
or Fabric Seats

Also Available as Caster-
Based Desk Chairs

Shown in Brown Maple with Black Paint

CASEY



Side: 19 1/4" w x 22" d x 34" h

Available in Oak, Cherry,
Hard Maple, Brown Maple,
Quarter-Sawn White Oak,
Hickory, Walnut, Rustic Cherry
and Rustic Hickory

Available with Wood, Leather
or Fabric Seats

*Shown in White Oak with Granola Stain
and R1-137 Palm Fabric*

CHARLESTON



24" or 30" High Base
Stationary Bar Chair
19 1/2"w x 18"d x 20 1/2"h Back Ht.

Side: 19 1/2"w x 18"d x 38 1/2"h

Arm: 24"w x 18"d x 38 1/2"h

Available in Oak, Cherry,
Hard Maple, Brown Maple,
Quarter-Sawn White Oak,
Hickory, Walnut, Rustic Cherry
and Rustic Hickory

Available with Wood, Leather
or Fabric Seats

Also Available as Caster-
Based Desk Chairs

Shown in Brown Maple with Nutmeg Stain

COLEBROOK



Ebony Inlay



24" or 30" High Base
Stationary Bar Chair
18"w x 16 3/4"d x 19 1/4"h Back Ht.

Side: 18"w x 17"d x 42"h

Arm: 26"w x 17"d x 42"h

Available in Oak, Cherry,
Hard Maple, Brown Maple,
Quarter-Sawn White Oak,
Hickory, Walnut, Rustic Cherry
and Rustic Hickory

Available with Wood, Leather
or Fabric Seats

Also Available as Caster-
Based Desk Chairs

*Shown in Quarter-Sawn White Oak
with Michael's Cherry Stain*

COLLINS



Side: 19"w x 17 ½"d x 38"h


Arm: 22"w x 17 ½"d x 38"h

Available in Oak, Cherry,
Hard Maple, Brown Maple,
Quarter-Sawn White Oak,
Hickory, Walnut, Rustic Cherry
and Rustic Hickory

Available with Wood, Leather
or Fabric Seats

*Shown in Brown Maple with
Golden Brown Stain*

CONNER



Through Tenon



24" or 30" High Base
Stationary Bar Chair
19"w x 17 1/2"d x 23 1/2"h
Back Ht.



Desk Chair with
Caswell Gas Lift

Side: 19"w x 17 1/2"d x 46"h

Arm: 25 1/4"w x 17 1/2"d x 46"h

Available in Oak, Cherry,
Hard Maple, Brown Maple,
Quarter-Sawn White Oak,
Hickory, Walnut, Rustic Cherry
and Rustic Hickory


Only Available with Leather
or Fabric Seats

*Shown in Quarter-Sawn White Oak
with FC 7992 Asbury Brown Stain*

COSGROVE BARSTOOL



Tack Options



Seat Diameter: 16 ½"

Overall Diameter: 18"

Available in 18", 24" and 30"h

Available in Oak, Cherry, Hard Maple, Brown Maple, Quarter-Sawn White Oak, Hickory, Walnut, Rustic Cherry and Rustic Hickory

Available with Wood, Leather or Fabric Seats

Swivel Seats are Standard

Tacks are Optional

Shown in Brown Maple with Onyx Stain and Texas Leather (left)

Shown in Brown Maple with Onyx Stain and C8-7 Tuxedo Fabric (right)

COSGROVE BARSTOOL WITH EASTON TOP



Tack Options

Seat Diameter: 16 1/2"

Overall Base Diameter:
18" Barstool 18 1/2", 24" Barstool
19" and 30" Barstool 19 3/4"

Available in 18", 24" and 30"h

Easton Top: 10"h

Available in Oak, Cherry,
Hard Maple, Brown Maple,
Quarter-Sawn White Oak,
Hickory, Walnut, Rustic Cherry
and Rustic Hickory

Available with Wood, Leather
or Fabric Seats

Swivel Seats are Standard

Tacks are Optional

*Shown in Brown Maple with Golden
Pecan Stain (left)*

*Shown in Brown Maple with Onyx Stain
and C2-34 Melody Fabric (right)*



COUNTRY SHAKER



24" or 30" High Base
Stationary Bar Chair
18"w x 16 3/4"d x 19 1/4"h Back Ht.



24" or 30" High Base
Swivel Barstool
18"w x 17"d x 19 1/4"h Back Ht.

Side: 18"w x 17"d x 42"h

Arm: 25 1/2"w x 17"d x 42"h

Available in Oak, Cherry,
Hard Maple, Brown Maple,
Quarter-Sawn White Oak,
Hickory, Walnut, Rustic Cherry
and Rustic Hickory

Available with Wood, Leather
or Fabric Seats

Also Available as Caster-
Based Desk Chairs

*Shown with Iron Forge Table with True
Reclaimed Barn Wood Top (left page)*

Shown in Oak with Ebony Stain (left page)

*Shown in Brown Maple with FC 7992
Asbury Brown Stain (right page)*



CRAYTON



Side: 18 ½"w x 16 ½"d x 36 ½"h

Available in Oak, Cherry,
Hard Maple, Brown Maple,
Quarter-Sawn White Oak,
Hickory, Walnut, Rustic Cherry
and Rustic Hickory

Deep Scoop Seats
are Standard

*Shown with Crayton Table and Server in
SP 168 Weathered Beige and FC 41610
Golden Pecan Stains (left page)*

*Shown in Brown Maple with Black Paint
(left page)*

*Shown in Brown Maple with Weathered
Tusk Stain (right page)*



CRESCENT



24" or 30" High Base
Stationary Bar Chair (24" Shown)
22"w x 23 1/2"d x 14"h Back Ht.

Side: 22"w x 17 1/2"d x 35"h

Available in Oak, Cherry,
Hard Maple, Brown Maple,
Quarter-Sawn White Oak,
Hickory, Walnut, Rustic Cherry
and Rustic Hickory

Shown with Brogan Table (left page)

*Shown in Oak with FC 48024 American
Antique Stain and C2-34 Melody Fabric
(left and right page)*



CUMBERLAND



Side: 19"w x 17 ½" d x 37" h

Arm: 24"w x 17 ½" d x 37" h

Available in Oak, Cherry,
Hard Maple, Brown Maple,
Quarter-Sawn White Oak,
Hickory, Walnut, Rustic Cherry
and Rustic Hickory

Available with Wood, Leather
or Fabric Seats

Shown with Cumberland Table (left page)

*Shown in Oak with FC 47276
Old Museum Stain (left page)*

*Shown in Brown Maple with
Coffee Stain (right page)*



DAWSON



24" or 30" High Base Stationary Bar Chair (left) and Swivel Barstool (right)

Side: 19 1/2"w x 18"d x 39"h

Arm: 23 1/2"w x 18"d x 39"h

Available in Oak, Cherry, Hard Maple, Brown Maple, Quarter-Sawn White Oak, Hickory, Walnut, Rustic Cherry and Rustic Hickory

Available with Wood, Leather or Fabric Seats

Shown with Dawson Table (left page)

Shown in Brown Maple with Grey Flannel Stain and C8-57 Coconut Fabric on Seat/Back and R1-54 Desert Fabric on Backside



DILLON BARSTOOL



Tack Options

Seat Diameter: 16 1/2"

Overall Diameter: 18"

Available in 24" and 30"h

Available in Oak, Cherry, Hard Maple, Brown Maple, Quarter-Sawn White Oak, Hickory, Walnut, Rustic Cherry and Rustic Hickory

Available with Wood, Leather or Fabric Seats

Swivel Seats are Standard

Tacks are Optional

Shown in Oak with Kona Stain and Black Leather with Optional Nickel Tacks (right page, left)

Shown in Brown Maple with Smoky Charcoal Stain and London Tan Leather (right page, right)



DAMON



Side: 19"w x 17 ½" d x 38" h

Arm: 23 ½"w x 17 ½" d x 38" h

Available in Oak, Cherry,
Hard Maple, Brown Maple,
Quarter-Sawn White Oak,
Hickory, Walnut, Rustic Cherry
and Rustic Hickory

Available with Wood, Leather
or Fabric Seats

Shown in Oak with Earthtone Stain

DURHAM BAR CHAIR



Seat Dimensions:
16 ½"w x 12 ¾"d

Base Dimensions: 15" x 15"

Available in Oak, Cherry,
Hard Maple, Brown Maple,
Quarter-Sawn White Oak,
Hickory, Walnut, Rustic Cherry
and Rustic Hickory

Only Available with
Stationary Wood Seats

Shown in Walnut with Natural Finish

ELLINGTON – *Essential Dining Collection*



**24" or 30" High Base
Stationary Bar Chair (Shown)**
17"w x 16 ½"d x 15"h Back Ht.

**24" or 30" High Base
Swivel Barstool (Also Available)**
18"w x 16 ½"d x 15"h Back Ht.

Side: 18"w x 17"d x 36"h

Arm: 21"w x 17"d x 36"h

Available in Oak, Cherry,
Hard Maple, Brown Maple,
Quarter-Sawn White Oak,
Hickory, Walnut, Rustic Cherry
and Rustic Hickory

Available with Wood, Leather
or Fabric Seats

*Shown in Brown Maple with 10749
Autumn Leaf Stain*

ELLIOTT



Arm: 23"w x 24 ½"d x 32 ½"h

Available in Oak, Cherry, Hard Maple, Brown Maple, Quarter-Sawn White Oak, Hickory, Walnut, Rustic Cherry and Rustic Hickory

Only Available with Leather or Fabric Seats and Backs

Shown in Brown Maple with Briar Stain and Cigar Leather

ELLIOTT DESK CHAIR



23"w x 24"d x 32"-37"h

Available in Oak, Cherry, Hard Maple, Brown Maple, Quarter-Sawn White Oak, Hickory, Walnut, Rustic Cherry and Rustic Hickory

Only Available with Leather or Fabric Seats and Backs

Shown in Brown Maple with Earthtone Stain and Black Leather

EMERWOOD



Side: 20"w x 18"d x 34"h

Arm: 25 ½"w x 18"d x 34"h

Available in Oak, Cherry,
Hard Maple, Brown Maple,
Quarter-Sawn White Oak,
Hickory, Walnut, Rustic Cherry
and Rustic Hickory

Available with Wood, Leather
or Fabric Seats

Shown in Oak with Creek Slate Stain



EMERSON



24" or 30" High Base
Stationary Bar Chair
20"w x 18"d x 13"h Back Ht.

24" or 30" High Base
Swivel Barstool
20"w x 18"d x 13"h Back Ht.

Side: 20"w x 18"d x 34"h

Arm: 25 1/2"w x 18"d x 34"h

Available in Oak, Cherry,
Hard Maple, Brown Maple,
Quarter-Sawn White Oak,
Hickory, Walnut, Rustic Cherry
and Rustic Hickory

Available with Wood, Leather
or Fabric Seats and Backs

Shown with Emerson Table (left page)

*Shown in Brown Maple with Storm
Grey Stain and C8-57 Coconut Fabric
(left page)*

*Shown in Cherry with Earthtone Stain
and C2-21 Canal Fabric (right page)*

ESPIN



Side: 25"w x 16"d x 28 ¼"h

Available in Oak, Cherry,
Hard Maple, Brown Maple,
Quarter-Sawn White Oak,
Hickory, Walnut, Rustic Cherry
and Rustic Hickory

Only Available with Wood Seat

*Shown in Brown Maple with
Golden Pecan Stain*

FOLDING CHAIR



Side: 18 ½"w x 17"d x 32"h

Closed: 18 ½"w x 4 ½"d x 35"h


Available in Oak, Cherry,
Hard Maple, Brown Maple,
Quarter-Sawn White Oak,
Hickory, Walnut, Rustic Cherry
and Rustic Hickory

Available with Wood, Leather
or Fabric Seats

*Shown in Brown Maple with
FC 7992 Asbury Brown Stain
and C8-13 Cotton Fabric*



FENMORE



24" or 30" High Base
Stationary Bar Chair
19"w x 17"d x 17"h Back Ht.

Side: 19"w x 17 ½"d x 41"h

Arm: 24"w x 17 ½"d x 41"h

Available in Oak, Cherry,
Hard Maple, Brown Maple,
Quarter-Sawn White Oak,
Hickory, Walnut, Rustic Cherry
and Rustic Hickory

Available with Wood, Leather
or Fabric Seats

Shown with Fenmore Table (left page)

*Shown in Quarter-Sawn White Oak with
Smokehouse Stain (left page)*

*Shown in Cherry with Windsor Stain
(right page)*

FRANKTON - *Essential Dining Collection*



24" or 30" High Base
Stationary Bar Chair
18"w x 16 1/2"d x 15"h Back Ht.



24" or 30" High Base
Swivel Barstool
18"w x 16 1/2"d x 15"h Back Ht.

Side: 18"w x 17"d x 36"h

Arm: 21"w x 17"d x 36"h

Available in Oak, Cherry,
Hard Maple, Brown Maple,
Quarter-Sawn White Oak,
Hickory, Walnut, Rustic Cherry
and Rustic Hickory

Available with Wood, Leather
or Fabric Seats

*Shown in Brown Maple with 10749
Autumn Leaf Stain*

GRANT



24" or 30" High Base
Stationary Bar Chair
18 1/4"w x 17 1/2"d x 20 3/4"h Back Ht.



24" or 30" High Base
Swivel Barstool
18 1/4"w x 17 1/2"d x 20 3/4"h Back Ht.

Side: 18 1/4"w x 17 1/2"d x 42"h

Arm: 25"w x 17 1/2"d x 42"h

Available in Oak, Cherry,
Hard Maple, Brown Maple,
Quarter-Sawn White Oak,
Hickory, Walnut, Rustic Cherry
and Rustic Hickory

Available with Wood, Leather
or Fabric Seats

Also Available as Caster-
Based Desk Chairs

*Shown with Northern Woodcraft
Grant Trestle Table (left page)*

*Shown in Quarter-Sawn White Oak
with Michael's Cherry Stain*

GRIFFIN BAR CHAIR



Dimensions: 16 ½" x 16 ½"

Available in 24" and 30"h

Available in Oak, Cherry,
Hard Maple, Brown Maple,
Quarter-Sawn White Oak,
Hickory, Walnut, Rustic Cherry
and Rustic Hickory

Available with Wood, Leather
or Fabric Seats

Shown in Oak with Kona Stain

HARPER



24" or 30" High Base
Stationary Bar Chair

19"w x 17 3/4"d x 19 1/2"h Back Ht.

Side: 19 1/2"w x 17 1/2"d x 38"h

Arm: 25"w x 17 1/2"d x 38"h

Available in Oak, Cherry,
Hard Maple, Brown Maple,
Quarter-Sawn White Oak,
Hickory, Walnut, Rustic Cherry
and Rustic Hickory

Available with Wood, Leather
or Fabric Seats

*Shown in Cherry with FC N3176
Malaguania Stain*

HARRIS



24" or 30" High Base
Stationary Bar Chair
19"w x 17"d x 19 1/2"h Back Ht.



24" or 30" High Base
Swivel Barstool
19"w x 17"d x 19 1/2"h Back Ht.

Side: 19"w x 17"d x 38"h

Arm: 25"w x 17"d x 38"h

Available in Oak, Cherry,
Hard Maple, Brown Maple,
Quarter-Sawn White Oak,
Hickory, Walnut, Rustic Cherry
and Rustic Hickory

Available with Wood, Leather
or Fabric Seats

*Shown in Brown Maple with FC N3173
New Carrington Stain*

HASKIN BARSTOOL

Seat Dimensions: 14" Diameter

Base Dimensions:

18" Barstool 14 $\frac{3}{4}$ " x 15 $\frac{1}{2}$ ",

24" Barstool 15" x 16" and

30" Barstool 17 $\frac{1}{2}$ " x 18 $\frac{1}{4}$ "

Available in 18", 24" and 30"h

Swivel and Stationary

Available in Oak, Cherry,
Hard Maple, Brown Maple,
Quarter-Sawn White Oak,
Hickory, Walnut, Rustic Cherry
and Rustic Hickory

Only Available with
Wood Seats

Shown in Cherry with Natural Finish



18" Stationary Bar Chair



24" Swivel Barstool



30" Stationary Bar Chair



HILKO



Side: 19"w x 16"d x 33 ½"h

Available in Oak, Cherry,
Hard Maple, Brown Maple,
Quarter-Sawn White Oak,
Hickory, Walnut, Rustic Cherry
and Rustic Hickory

*Shown with Theo Table in Rustic White
Oak with Natural Finish (left page)*

*Shown in Rustic White Oak with Ebony
Stain (left and right page)*



IRON CRAFT BARSTOOL



Without Back

With Back

Seat Dimensions:
19 ½"w x 15 ½"d

Overall Diameter: 21"

Back Height: 11"

24" Barstool Seat Height
Adjusts from 22"-25",
30" Barstool Seat Height
Adjusts from 28"-31"

Available in Oak, Cherry,
Hard Maple, Brown Maple,
Quarter-Sawn White Oak,
Hickory, Walnut, Rustic Cherry
and Rustic Hickory

Only Available with Wood Seat

Base Only Available in Black

*Shown in Brown Maple with OCS 119
Cappuccino Stain (left)*

*Shown in Cherry with FC 44938
Sealy Stain (right)*

JANSEN - *Essential Dining Collection*



24" or 30" High Base
Stationary Bar Chair (Shown)
17"w x 16 1/2"d x 15"h Back Ht.

24" or 30" High Base
Swivel Barstool (Also Available)
18"w x 16 1/2"d x 15"h Back Ht.

Side: 18"w x 17"d x 36"h

Arm: 21"w x 17"d x 36"h

Available in Oak, Cherry,
Hard Maple, Brown Maple,
Quarter-Sawn White Oak,
Hickory, Walnut, Rustic Cherry
and Rustic Hickory

Available with Wood, Leather
or Fabric Seats

*Shown in Brown Maple with 10749
Autumn Leaf Stain*

JETARA



Side: 18 ½"w x 17"d x 36 ½"h

Available in Oak, Cherry,
Hard Maple, Brown Maple,
Quarter-Sawn White Oak,
Hickory, Walnut, Rustic Cherry
and Rustic Hickory

*Shown in Walnut with FC 42000 Almond
Stain and C16-11 Astrid Fabric*



KEELAN



24" or 30" High Base
Stationary Bar Chair
20"w x 18"d x 15"h Back Ht.

Side: 19"w x 19"d x 31 1/2"h

Available in Oak, Cherry,
Hard Maple, Brown Maple,
Quarter-Sawn White Oak,
Hickory, Walnut, Rustic Cherry
and Rustic Hickory

Only Available with Leather
or Fabric Seats and Backs

*Shown with Vinson Bench and Table
(left page)*

*Shown in White Oak with Natural Finish
and U3-31 Onyx Fabric (left page)*

*Shown in Oak with Grey Flannel Stain
and R1-92 Masa Fabric (right page)*



KENSHAW



WAVERTON



WELLBECK

Bronze
Gold
Gunmetal Gray
Silver
Tex Black

Metal Color Options

Side: 18 1/2"w x 16"d x 36"h

Available in Oak, Cherry, Hard Maple, Brown Maple, Quarter-Sawn White Oak, Hickory, Walnut, Rustic Cherry and Rustic Hickory

Available with Wood, Leather or Fabric Seats

Shown with Waverton Table and Server in Hickory with Almond Stain and Tex Black Metal (left page)

Kenshaw Shown in Wormy Maple with FC 47823 Bel Air Stain and Bronze Metal Back (right page)

Waverton Shown in Rustic Hickory with FC 42000 Almond Stain and Tex Black Metal Back (right page)

Wellbeck Shown in Hard Maple with FC 11434 Driftwood Stain and Gunmetal Gray Metal Back (right page)



KORBYN



Side: 21"w x 19"d x 37 ½"h

Available in Oak, Cherry, Hard Maple, Brown Maple, Quarter-Sawn White Oak, Hickory, Walnut, Rustic Cherry and Rustic Hickory

Only Available with Leather or Fabric Seats and Backs

Shown with Korbyn Table (left page)

Shown in Cherry with Charwood Stain and C8-62 Metallic Fabric (left page)

Shown in Quarter-Sawn White Oak with Natural Finish and C8-64 Irish Fabric (right page)

LAMBERT BARSTOOL



Seat Dimensions: 16 1/2" x 18"

Base Dimensions: 17 1/2" x 17 1/2"

Available in 24" and 30"h

Available in Oak, Cherry,
Hard Maple, Brown Maple,
Quarter-Sawn White Oak,
Hickory, Walnut, Rustic Cherry
and Rustic Hickory

Only Available with
Wood Seats

Shown in Brown Maple with Onyx Stain



LAMONT



Side: 19"w x 17 1/2"d x 38"h

Available in Oak, Cherry,
Hard Maple, Brown Maple,
Quarter-Sawn White Oak,
Hickory, Walnut, Rustic Cherry
and Rustic Hickory

Available with Wood, Leather
or Fabric Seats

Shown in Oak with Kona Stain

LEXFORD



Side: 20"w x 17"d x 39"h

Arm: 22"w x 17"d x 39"h

Available in Oak, Cherry, Hard Maple, Brown Maple, Quarter-Sawn White Oak, Hickory, Walnut, Rustic Cherry and Rustic Hickory

Available with Wood, Leather or Fabric Seats

Also Available as Caster-Based Desk Chairs

Shown in Cherry with FC 106 Acres Stain and 7-27 Grain Fabric

LIVINGSTON



24" or 30" High Base
Stationary Bar Chair
19 1/4"w x 17 1/4"d x 21"h Back Ht.



24" or 30" High Base
Swivel Barstool
19 1/4"w x 17 1/4"d x 21"h Back Ht.

Side: 19 1/2"w x 17"d x 41"h

Arm: 25 1/2"w x 17"d x 41"h

Available in Oak, Cherry,
Hard Maple, Brown Maple,
Quarter-Sawn White Oak,
Hickory, Walnut, Rustic Cherry
and Rustic Hickory

Available with Wood, Leather
or Fabric Seats

Also Available as Caster-
Based Desk Chairs

*Shown in Quarter-Sawn White Oak with
FC 7992 Asbury Brown Stain*

LOUISDALE - *Essential Dining Collection*



24" or 30" High Base
Stationary Bar Chair (Shown)
17"w x 16 1/2"d x 15"h Back Ht.

24" or 30" High Base
Swivel Barstool (Also Available)
18"w x 16 1/2"d x 15"h Back Ht.

Side: 18"w x 17"d x 36"h

Arm: 21"w x 17"d x 36"h

Available in Oak, Cherry,
Hard Maple, Brown Maple,
Quarter-Sawn White Oak,
Hickory, Walnut, Rustic Cherry
and Rustic Hickory

Available with Wood, Leather
or Fabric Seats

*Shown in Brown Maple with 10749
Autumn Leaf Stain*

MADISON



24" or 30" High Base
Stationary Bar Chair
20"w x 17"d x 21"h Back Ht.



24" or 30" High Base
Swivel Barstool
20"w x 17"d x 21"h Back Ht.

Side: 20"w x 17"d x 41"h

Arm: 25 1/2"w x 17"d x 41"h

Available in Oak, Cherry,
Hard Maple, Brown Maple,
Quarter-Sawn White Oak,
Hickory, Walnut, Rustic Cherry
and Rustic Hickory

Available with Wood, Leather
or Fabric Seats

Also Available as Caster-
Based Desk Chairs

Available with Optional
Deep Scoop Seats

Shown in Cherry with Washington Stain

MARBURY - *Essential Dining Collection*



24" or 30" High Base
Stationary Bar Chair
17"w x 16 1/2"d x 15"h Back Ht.



24" or 30" High Base
Swivel Barstool
18"w x 16 1/2"d x 15"h Back Ht.

Side: 18"w x 17"d x 38"h

Arm: 21"w x 17"d x 38"h

Available in Oak, Cherry,
Hard Maple, Brown Maple,
Quarter-Sawn White Oak,
Hickory, Walnut, Rustic Cherry
and Rustic Hickory

Available with Wood, Leather
or Fabric Seats

*Shown in Brown Maple with Seat in
FC 7695 Copper Stain and Frame in
FC 230 Onyx Stain*

MODESTO



24" or 30" High Base
Stationary Bar Chair
18"w x 17"d x 18 ½"h Back Ht.



24" or 30" High Base
Swivel Barstool
18"w x 17"d x 18 ½"h Back Ht.

Side: 18"w x 17"d x 42 ½"h

Arm: 25 ½"w x 17"d x 42 ½"h

Available in Oak, Cherry,
Hard Maple, Brown Maple,
Quarter-Sawn White Oak,
Hickory, Walnut, Rustic Cherry
and Rustic Hickory

Available with Wood, Leather
or Fabric Seats

Also Available as Caster-
Based Desk Chairs

*Shown in Quarter-Sawn White Oak
with Michael's Cherry Stain and
Bomber Brown Leather*



NILES



Side: 19"w x 18"d x 36"h

Available in Oak, Cherry,
Hard Maple, Brown Maple,
Quarter-Sawn White Oak,
Hickory, Walnut, Rustic Cherry
and Rustic Hickory

Only Available with Leather
or Fabric Seats and Backs


Shown with Niles Table (left page)

*Shown in Oak with Antique Slate Stain
and 28-28 Linen Fabric (left page)*

*Shown in Oak with Ebony Stain and
C8-56 Spray Fabric (right page)*



NORTH STAR



Metal Color Options

OXFORD

Side: 18 1/2"w x 16"d x 36"h

Available in Oak, Cherry, Hard Maple, Brown Maple, Quarter-Sawn White Oak, Hickory, Walnut, Rustic Cherry and Rustic Hickory

Available with Wood, Leather or Fabric Seats



REGAL

Shown with North Star Table and Server in Quarter-Sawn White Oak with Seashell Stain and Silver Metal (left page)

North Star Shown in Quarter-Sawn White Oak with D22N09096 Seashell Stain and Silver Metal Back (right page)

Oxford Shown in Oak with FC 42000 Almond Stain and Tex Black Metal Back (right page)

Regal Shown in Cherry with Earthtone Stain and Gold Metal Back (right page)

Sinclair Shown in Hickory with FC 51263 Flint Stain and Silver Metal Back (right page)



SINCLAIR

NEELA BAR CHAIR



Seat Dimensions: 16 ½" x 13"

Base Dimensions: 17 ½" x 13 ½"

Available in 24" and 30"h

Available in Oak, Cherry, Hard Maple, Brown Maple, Quarter-Sawn White Oak, Hickory, Walnut, Rustic Cherry and Rustic Hickory

Available with Wood, Leather or Fabric Seats

Shown in Cherry with FC 44938 Sealy Stain and 4-112 Cool Fabric (left)

Shown in Brown Maple with FC 49908 Dark Knight Stain and U3-38 Bone Leather (right)

OLYMPIA BARSTOOL



Seat Diameter: 17 ¼"

Base Dimensions: 19" x 19"

Back Height: 13"

Available in 24" and 30"h

Available in Oak, Cherry, Hard Maple, Brown Maple, Quarter-Sawn White Oak, Hickory, Walnut, Rustic Cherry and Rustic Hickory

Available with Wood, Leather or Fabric Seats

Shown in Cherry with FC 44938 Sealy Stain (left)

Shown in Brown Maple with FC 49908 Dark Knight Stain (right)



PALMER



Side: 18 ½"w x 17"d x 39 ½"h

Arm: 23 ½"w x 17"d x 39 ½"h

Available in Oak, Cherry,
Hard Maple, Brown Maple,
Quarter-Sawn White Oak,
Hickory, Walnut, Rustic Cherry
and Rustic Hickory

Only Available with Leather
or Fabric Seats and Backs

Shown with Carmen Table (left page)

*Shown in Oak with Antique Slate Stain
and Dakota Moondust Fabric (left page)*

*Shown in Brown Maple with Asbury Stain
and 28-23 Rink Fabric (right page)*

PARKLAND



Optional Deep Scoop Seats



24" or 30" High Base
Stationary Bar Chair
20"w x 17"d x 21"h Back Ht.

Side: 20"w x 18"d x 41"h

Arm: 25 1/2"w x 18"d x 41"h

Available in Oak, Cherry,
Hard Maple, Brown Maple,
Quarter-Sawn White Oak,
Hickory, Walnut, Rustic Cherry
and Rustic Hickory

Available with Wood, Leather
or Fabric Seats

Also Available as Caster-
Based Desk Chairs

Shown in Walnut with Natural Finish

PORTAGE BARSTOOL

Dimensions: 18 ½"w x 12"d

Available in 24" and 30"h

Available in Oak, Cherry,
Hard Maple, Brown Maple,
Quarter-Sawn White Oak,
Hickory, Walnut, Rustic Cherry
and Rustic Hickory

*Shown in Brown Maple with
Coffee Stain (left)*

*Shown in Brown Maple with
Golden Brown Stain (right)*



Swivel Barstool



Stationary Bar Chair



ROANOKE



Side: 20 1/2"w x 18"d x 41 1/2"h

Available in Oak, Cherry, Hard Maple, Brown Maple, Quarter-Sawn White Oak, Hickory, Walnut, Rustic Cherry and Rustic Hickory

Only Available with Leather or Fabric Seats and Backs

Shown with Roanoke Table (left page)

Shown in Brown Maple with Rich Tobacco Stain and C2-10 Stew Fabric (left page)

Shown in Oak with Light Smoke Stain with Liming Wax and A3825-Licorice Fabric (right page, left)

Shown in Brown Maple with Rich Tobacco Stain and 4-130 Oatmeal Fabric (right page, right)

ROOSEVELT



Side: 24"w x 18"d x 37"h

Available in Oak, Cherry, Hard Maple, Brown Maple, Quarter-Sawn White Oak, Hickory, Walnut, Rustic Cherry and Rustic Hickory

Only Available with Leather or Fabric Seats and Backs

Shown in Brown Maple with Kona Stain and 31-18 Alaska Fabric (left)

Shown in Brown Maple with Rich Tobacco Stain and 25-17 Danville Fabric (right)

SAWYER



Side: 18 ¼"w x 17 ½"d x 38"h

Arm: 25"w x 17 ½"d x 38"h

Available in Oak, Cherry, Hard Maple, Brown Maple, Quarter-Sawn White Oak, Hickory, Walnut, Rustic Cherry and Rustic Hickory

Available with Wood, Leather or Fabric Seats

Vintage Circular-Sawn is Standard

Shown in Quarter-Sawn White Oak with Lite Asbury Stain and Black Tincture Finish

SOMERSET



24" or 30" High Base
Stationary Bar Chair
19"w x 17 1/2"d x 19 1/4" h Back Ht.



24" or 30" High Base
Swivel Barstool
19"w x 17 1/2"d x 19 1/4" h Back Ht.

Side: 19 1/2"w x 17 1/2"d x 38"h

Arm: 25"w x 17 1/2"d x 38"h

Available in Oak, Cherry,
Hard Maple, Brown Maple,
Quarter-Sawn White Oak,
Hickory, Walnut, Rustic Cherry
and Rustic Hickory

Available with Wood, Leather
or Fabric Seats

*Shown in Cherry with FC 9090
Chocolate Spice Stain*

SPRING MEADOW PRESSBACK



24" or 30" High Base
Swivel Barstool
22"w x 18"d x 22"h Back Ht.

Side: 22"w x 18"d x 37"h

Arm: 25"w x 18"d x 37"h

Available in Oak and Cherry

Also Available as Caster-
Based Desk Chairs

*Shown in Oak with FC 5591
Golden Honey Stain*



TIFTON



Optional Live Edge
(Only Available in Brown Maple,
Cherry, Rustic Cherry and Walnut)



**24" or 30" High Base
Stationary Bar Chair**
21"w x 17 1/2"d x 20 3/4"h Back Ht.

Side: 21"w x 17 1/2"d x 40 1/2"h

Arm: 25 1/2"w x 17 1/2"d x 40 1/2"h

Available in Oak, Cherry,
Hard Maple, Brown Maple,
Quarter-Sawn White Oak,
Hickory, Walnut, Rustic Cherry
and Rustic Hickory

Available with Wood, Leather
or Fabric Seats

Also Available as Caster-
Based Desk Chairs

Shown with Tifton Table (left page)

*Shown in Rustic Cherry with Michael's
Cherry Stain (left page)*

*Shown in Brown Maple with Onyx Stain
(right page)*

TOSKY BAR CHAIR



Seat Dimensions:
16 ½"w x 12 ¾"d

Base Dimensions:
15 ½" x 15 ½"

Available in 24" and 30"h

Available in Oak, Cherry,
Hard Maple, Brown Maple,
Quarter-Sawn White Oak,
Hickory, Walnut, Rustic Cherry
and Rustic Hickory

Only Available with
Stationary Wood Seats

*Shown in Brown Maple with
FC 10944 Tavern Stain*

VINTAGE MISSION



24" or 30" High Base
Stationary Bar Chair
18"w x 18"d x 19"h Back Ht.



24" or 30" High Base
Swivel Barstool
18"w x 18"d x 19"h Back Ht.

Side: 18"w x 18"d x 42 ½"h

Arm: 25"w x 18"d x 42 ½"h

Available in Oak, Cherry,
Hard Maple, Brown Maple,
Quarter-Sawn White Oak,
Hickory, Walnut, Rustic Cherry
and Rustic Hickory

Available with Wood, Leather
or Fabric Seats

Also Available as Caster-
Based Desk Chairs

*Shown in Oak with
Old World Mission Stain*



VINSON



24" or 30" High Base
Stationary Bar Chair
19"w x 18 1/2"d x 11" Back Ht.

24" or 30" High Base
Swivel Barstool
19"w x 18 1/2"d x 11" Back Ht.

Side: 19"w x 18 1/2"d x 32"h

Available in Oak, Cherry,
Hard Maple, Brown Maple,
Quarter-Sawn White Oak,
Hickory, Walnut, Rustic Cherry
and Rustic Hickory

Only Available with Leather
or Fabric Seats and Backs

Shown with Vinson Table (left page)

*Shown in Cherry with FC 104 Chestnut
Stain and Black Leather (left page)*

*Shown in Cherry with FC 104 Chestnut
Stain and C2-35 Royal Fabric
(right page, left)*

*Shown in Brown Maple with FC 7992
Asbury Stain and Nomad Snow Fabric
(right page, right)*

WELLSBURG



Side: 19"w x 17 ½"d x 41"h

Arm: 24"w x 17 ½"d x 41"h

Available in Oak, Cherry,
Hard Maple, Brown Maple,
Hickory, Walnut, Rustic Cherry
and Rustic Hickory

Available with Wood, Leather
or Fabric Seats

*Shown in Cherry with Antique Slate Stain
and 23-9 Turbo Fabric*

WESCOTT



24" or 30" High Base
Stationary Bar Chair
20 1/2"w x 18"d x 12 1/2"h Back Ht.

Side: 20 1/2"w x 18"d x 37"h

Arm: 23 1/2"w x 18"d x 37"h

Available in Oak, Cherry,
Hard Maple, Brown Maple,
Quarter-Sawn White Oak,
Hickory, Walnut, Rustic Cherry
and Rustic Hickory

Only Available with Leather
or Fabric Seats and Backs

*Shown in Cherry with Rich Tobacco Stain
and 23-9 Turbo Fabric*



WESTAL



Side: 20 ½"w x 18"d x 38"h

Available in Oak, Cherry,
Hard Maple, Brown Maple,
Quarter-Sawn White Oak,
Hickory, Walnut, Rustic Cherry
and Rustic Hickory

Shown with Westal Table (left page)

*Shown in Brown Maple with Manchester
Stain and R1-137 Palm Fabric (left and
right page)*



WILTON



24" or 30" High Base
Stationary Bar Chair

Side: 18 1/2"w x 16 1/2"d x 30"h

Available in Oak, Cherry,
Hard Maple, Brown Maple,
Quarter-Sawn White Oak,
Hickory, Walnut, Rustic Cherry
and Rustic Hickory

Available with Wood, Leather
or Fabric Seats

Shown with Wilton Table (left page)

*Shown in Walnut with Natural Finish
and Black Leather (left page)*

*Shown in Brown Maple with FC 47276
Old Museum Stain (right page, left)*

*Shown in Brown Maple with Ebony Stain
and C16-15 Ocean Fabric (right page, right)*

WINSLOW BARSTOOL



Dimensions: 19 ½"w x 14"d

Available in 24" and 30"h

Available in Oak, Cherry,
Hard Maple, Brown Maple,
Quarter-Sawn White Oak,
Hickory, Walnut, Rustic Cherry
and Rustic Hickory

Only Available with Wood Seat

*Shown in Brown Maple with
Asbury Stain (left)*

*Shown in Brown Maple with
Coffee Stain (right)*




Stationary Bar Chair



Swivel Barstool

WYNDLOT DESK CHAIR



Tack Options



Side: 21 1/2"w x 19"d x 42"- 47"h

Arm: 24 1/2"w x 19"d x 42"- 47"h

Available in Oak, Cherry, Hard Maple, Brown Maple, Quarter-Sawn White Oak, Hickory, Walnut, Rustic Cherry and Rustic Hickory

Only Available with Leather or Fabric Seats and Backs

Tacks are Standard

Shown in Quarter-Sawn White Oak with FC 48024 American Antique Stain and Black Leather (left)

Shown in Quarter-Sawn White Oak with Asbury Stain and Black Leather with Nickel Tacks (right)

YORKTOWN



24" or 30" High Base
Stationary Bar Chair
19"w x 18"d x 20"h Back Ht.



24" or 30" High Base
Swivel Barstool
19"w x 18"d x 20"h Back Ht.

Side: 18"w x 18"d x 42 ½"h

Arm: 25"w x 18"d x 42 ½"h

Available in Oak, Cherry,
Hard Maple, Brown Maple,
Quarter-Sawn White Oak,
Hickory, Walnut, Rustic Cherry
and Rustic Hickory

Available with Wood, Leather
or Fabric Seats

*Shown in Brown Maple with Seat
in FC 12108 S-14 Stain and Frame
in FC 230 Onyx Stain*

BELLINGHAM



36" Long Bench (shown): 43 ½"w x 17"d x 42 ½"h

48" Long Bench: 55 ½"w x 17"d x 42 ½"h

Available in Oak, Cherry, Hard Maple, Brown Maple, Quarter-Sawn White Oak, Hickory, Walnut, Rustic Cherry and Rustic Hickory

Available with Wood, Leather or Fabric Seats

Shown in Brown Maple with Black Paint and Rub Through

CHEVRON



Sizes: 36", 42", 48", 54", 60", 66" and 72" w

Dimensions: 18"d x 35 ½"h

Center Leg on Benches 60" and Longer

Available in Oak, Cherry, Hard Maple, Brown Maple, Quarter-Sawn White Oak, Hickory, Walnut, Rustic Cherry and Rustic Hickory

Only Available with Leather or Fabric Seats and Backs

Shown in Brown Maple with Onyx Stain and C2-34 Melody Fabric

COLEBROOK



36" Long Bench: 43 ½"w x 17"d x 42 ½"h

48" Long Bench: 55 ½"w x 17"d x 42 ½"h

Available in Oak, Cherry, Hard Maple, Brown Maple, Quarter-Sawn White Oak, Hickory, Walnut, Rustic Cherry and Rustic Hickory

Available with Wood, Leather or Fabric Seats

Shown in Quarter-Sawn White Oak with Michael's Cherry Stain

MODESTO



36" Long Bench: 40 ½"w x 17"d x 42 ½"h

48" Long Bench: 52 ½"w x 17"d x 42 ½"h

Available in Oak, Cherry, Hard Maple, Brown Maple, Quarter-Sawn White Oak, Hickory, Walnut, Rustic Cherry and Rustic Hickory

Available with Wood, Leather or Fabric Seats

Shown in Quarter-Sawn White Oak with Michael's Cherry Stain

LIVINGSTON



Sizes: 13" x 36", 13" x 48", 13" x 60", 13" x 72", 13" x 84" and 96" Solid Top

Center Leg on Benches 72" and Longer

Available in Oak, Cherry, Hard Maple, Brown Maple, Quarter-Sawn White Oak, Hickory, Walnut, Rustic Cherry and Rustic Hickory

Available with Wood, Leather or Fabric Seats

Shown in Brown Maple with Carbon Stain (top)

Shown in Brown Maple with Carbon Stain and C16-26 Manila Fabric (bottom)

OLD TRADITIONS



Sizes: 14" x 42", 14" x 48" and 14" x 54"

Available in Oak, Cherry, Hard Maple, Brown Maple, Quarter-Sawn White Oak, Hickory, Walnut, Rustic Cherry and Rustic Hickory

Shown in Oak with True Reclaimed Barn Wood Top. Top Shown in Natural Finish and Base Shown in White Paint with Warm Brown Glaze, Distressed

SAWYER



Sizes: 13" x 36", 13" x 48", 13" x 60", 13" x 72" Solid Top or 13" x 60"-108" (Four 12" Leaves) Expanda Bench

Center Leg on Benches 60" and Longer
(All Expanda Benches have Center Leg)

Available in Oak, Cherry, Hard Maple, Brown Maple, Quarter-Sawn White Oak, Hickory, Walnut, Rustic Cherry and Rustic Hickory

Shown in Oak with Windswept Finish

TIFTON



Sizes: 13" x 42", 13" x 48", 13" x 54", 13" x 60", 13" x 66", 13" x 72", 13" x 84", 13" x 96" and 13" x 108"

Center Leg on Benches 96" and Longer

Available in Cherry, Brown Maple, Walnut and Rustic Cherry

1 3/8" Live Edge Top is Standard, Also Available without Live Edge

Shown in Rustic Cherry with Michael's Cherry Stain

VINSON



Sizes: 13" x 36", 13" x 48", 13" x 60", 13" x 72" Solid Top or 13" x 54"-102" (Four 12" Leaves) Expanda Bench

Center Leg on Benches 60" and Longer
(All Expanda Benches have Center Leg)

Available in Oak, Cherry, Hard Maple, Brown Maple, Quarter-Sawn White Oak, Hickory, Walnut, Rustic Cherry and Rustic Hickory

Shown in White Oak with Natural Finish

WESTAL



Sizes: 13" x 42", 13" x 48", 13" x 54", 13" x 60", 13" x 66", 13" x 72", 13" x 84", 13" x 96" and 13" x 109"

Center Leg on Benches 96" and Longer

Available in Oak, Cherry, Hard Maple, Brown Maple, Quarter-Sawn White Oak, Hickory, Walnut, Rustic Cherry and Rustic Hickory

1 1/4" Top with Bullnose Edge is Standard

Shown in Brown Maple with Charwood Stain

BERSINA

Sizes: 42" and 48" Diameter with up to Two Leaves

Base Size: 34" x 34"

Available in Oak, Cherry, Hard Maple, Brown Maple, Quarter-Sawn White Oak, Hickory, Walnut, Rustic Cherry and Rustic Hickory

Roundover-Bottom Edge is Standard



Shown in Cherry with Natural Finish

BROGAN PUB

Sizes: 42" and 48" Diameter with up to Two Leaves, Available in 36" and 42"h

Base Size: 24" x 24"

Available in Oak, Cherry, Hard Maple, Brown Maple, Quarter-Sawn White Oak, Hickory, Walnut, Rustic Cherry and Rustic Hickory



*Shown in Wormy Maple. Top Shown in Seashell Stain
and Base Shown in Dark Knight Stain*



BROGAN

Sizes: 42" and 48" Diameter with up to Two Leaves or 54" with One Leaf

Base Size: 24" x 24"

Available in Oak, Cherry, Hard Maple, Brown Maple, Quarter-Sawn White Oak, Hickory, Walnut, Rustic Cherry and Rustic Hickory

Mission Edge is Standard



*Shown with Westal Chairs with
C2-12 Antarctic Fabric (left page)*

*Shown in Oak with Ebony/Ceruse Stain
(left and right page)*

BURRICK

Sizes: 42", 48" and 54" Diameter with up to Two Leaves, Available in 30" h

Base Sizes: 42" has 23" Diameter, 48" has 26" Diameter and 54" has 30" Diameter


Available in Oak, Cherry, Hard Maple, Brown Maple, Quarter-Sawn White Oak, Hickory, Walnut, Rustic Cherry and Rustic Hickory

Mission Edge is Standard



Shown in Brown Maple with Almond Stain

CALLAWAY



Top Shape

Sizes: 42" x 42" and 48" x 48" with up to Two Leaves or 54" x 54" with Solid Top Only

Base Sizes: 42" Width is 21" x 21" and 48" Width is 25" x 25"

Available in Oak, Cherry, Hard Maple, Brown Maple, Quarter-Sawn White Oak, Hickory, Walnut, Rustic Cherry and Rustic Hickory

Mission Edge is Standard



Shown in Brown Maple with Golden Pecan Stain

CARMEN

Sizes: 42" x 72" and 48" x 72" with up to Four 12" Leaves

Base Size: 36" x 48"

Self Store Available: 42" x 72" Stores Two Leaves with and without Skirts, 48" x 72" Stores Four Leaves without Skirts

Available in Oak, Cherry, Hard Maple, Brown Maple, Quarter-Sawn White Oak, Hickory, Walnut, Rustic Cherry and Rustic Hickory

Square Top and Mission Edge are Standard



Shown in Brown Maple with Briar Stain

CASEY

Sizes: 42", 48" and 54" Diameter with One Leaf or 60" Solid Top, Available in 30" h

Base Sizes: 42" and 48" have 18" Diameter, 54" and 60" have 23 ½" Diameter

Available in Oak, Cherry, Hard Maple, Brown Maple, Quarter-Sawn White Oak, Hickory, Walnut, Rustic Cherry and Rustic Hickory

Mission Edge is Standard



Shown in White Oak with Granola Stain

CRAYTON

Sizes: 42" x 60", 42" x 66", 42" x 72", 48" x 60", 48" x 66" and 48" x 72" with up to Nine 12" Leaves

Self Store Available: 42" and 48" Widths Store Two Leaves with and Two without Skirts

Available in Oak, Cherry, Hard Maple, Brown Maple, Quarter-Sawn White Oak, Hickory, Walnut, Rustic Cherry and Rustic Hickory

½" Roundover Edge is Standard



*Shown in Brown Maple with Almond Stain on Top
and Weathered Tusk Stain on Base*

CRESCENT

Sizes: 42" x 60", 42" x 66", 42" x 72", 48" x 60", 48" x 66" and 48" x 72" with up to Four 12" Leaves

Self Store Available: 42" and 48" Widths Store Two Leaves with and Two without Skirts

Available in Oak, Cherry, Hard Maple, Brown Maple, Quarter-Sawn White Oak, Hickory, Walnut, Rustic Cherry and Rustic Hickory

Under Chamfer Edge is Standard



Shown in Cherry with Earthtone Stain

CUMBERLAND



Sizes: 42" x 60", 42" x 66", 42" x 72", 48" x 60", 48" x 66" and 48" x 72" with up to Nine 12" Leaves

Self Store Available: 42" and 48" Widths Store Two Leaves with and Two without Skirts

Available in Oak, Cherry, Hard Maple, Brown Maple, Quarter-Sawn White Oak, Hickory, Walnut, Rustic Cherry and Rustic Hickory

½" Roundover Edge is Standard



Shown in Brown Maple with Coffee Stain

DAVIS

Sizes: 42" x 60", 42" x 66", 42" x 72", 48" x 60", 48" x 66" and 48" x 72" with up to Four 12" Leaves

Self Store Available: 42" and 48" Widths Store Two Leaves, One with Skirt and One without Skirt, 60" and 66" Lengths Will Not Self Store

Available in Oak, Cherry, Hard Maple, Brown Maple, Quarter-Sawn White Oak, Hickory, Walnut, Rustic Cherry and Rustic Hickory

1" Thick Top and Mission Edge are Standard



Shown in Brown Maple with Asbury Stain

DAWSON

Sizes: 42" and 48" Diameter with up to Two Leaves or 54" with One Leaf

Base Size: 28 ½" x 28 ½"

Available in Oak, Cherry, Hard Maple, Brown Maple, Quarter-Sawn White Oak, Hickory, Walnut, Rustic Cherry and Rustic Hickory

Mission Edge is Standard



Shown in Brown Maple with Grey Flannel Stain

EMERSON



Sizes: 42", 48" and 54" Diameter with up to Two Leaves or 60", 66" and 72" Solid Top,
Available in 30", 36" and 42"h

Base Sizes: 36" and 42" have 23" Diameter, 48" has 26" Diameter, 54" has 29" Diameter,
60" has 33" Diameter, 66" has 36" Diameter and 72" has 39" Diameter

Available in Oak, Cherry, Hard Maple, Brown Maple, Quarter-Sawn White Oak, Hickory,
Walnut, Rustic Cherry and Rustic Hickory

Mission Edge is Standard



Shown in Rustic Cherry with Earthtone Stain

EMERSON PUB

Sizes: 36", 42" and 48" Diameter with up to Two Leaves, Available in 36" and 42"h

Base Sizes: 36" and 42" have 23" Diameter, 48" has 26" Diameter

Available in Oak, Cherry, Hard Maple, Brown Maple, Quarter-Sawn White Oak, Hickory, Walnut, Rustic Cherry and Rustic Hickory

Mission Edge is Standard



Shown in Brown Maple with Briar Stain

FENMORE



Sizes: 42" x 60", 42" x 66", 42" x 72", 48" x 60", 48" x 66" and 48" x 72" with up to Nine 12" Leaves

Self Store Available: 42" and 48" Widths Store Two Leaves with and Two without Skirts

Available in Oak, Cherry, Hard Maple, Brown Maple, Quarter-Sawn White Oak, Hickory, Walnut, Rustic Cherry and Rustic Hickory

½" Roundover Edge is Standard



Shown in Cherry with Malaguania Stain

IRON CRAFT PUB

Sizes: 42" and 48" Diameter with up to Two Leaves, Available in 36" and 42"h

Base Size: 25" x 25"

Available in Oak, Cherry, Hard Maple, Brown Maple, Quarter-Sawn White Oak, Hickory, Walnut, Rustic Cherry and Rustic Hickory

Mission Edge is Standard



Shown in Brown Maple with Kona Stain

IRON FORGE

Sizes: 42" x 66", 42" x 72", 48" x 66" and 48" x 72" with Solid Top Only

Base Size: 27" x 47"

Standard Top: 1 ¼" Thick Live Edge, Available in Cherry, Brown Maple, Walnut and Rustic Cherry

Optional Top: 1 ¼" Thick Clean Edge, Available in Oak, Cherry, Hard Maple, Brown Maple, Quarter-Sawn White Oak, Hickory, Walnut, Rustic Cherry and Rustic Hickory



*Shown in Walnut with Natural Finish,
Cast Iron Base Only Available in Black*

KEELAN

Sizes: 42" and 48" Diameter with up to Two Leaves or 54" with One Leaf, Available in 30"h

Base Sizes: 42" and 48" have 18" Diameter and 54" has 22" Diameter


Available in Oak, Cherry, Hard Maple, Brown Maple, Quarter-Sawn White Oak, Hickory, Walnut, Rustic Cherry and Rustic Hickory

Mission Edge is Standard



Shown in Brown Maple with Manchester Stain

KIRKBY



Metal Color Options



Sizes: 42" x 72" and 48" x 72" with up to Four 12" Leaves

Base Size: 25" x 53"

Self Store Available: 42" x 72" Stores Two Leaves with and Two without Skirts, 48" x 72" Stores Four Leaves without Skirts

Available in Oak, Cherry, Hard Maple, Brown Maple, Quarter-Sawn White Oak, Hickory, Walnut, Rustic Cherry and Rustic Hickory



*Shown in Quarter-Sawn White Oak with FC 49908
Dark Knight Stain and Gunmetal Gray Metal*

KORBYN



Sizes: 42" and 48" Diameter with up to Two Leaves or 54" with One Leaf

Base Size: 27" x 27"

Available in Oak, Cherry, Hard Maple, Brown Maple, Quarter-Sawn White Oak, Hickory, Walnut, Rustic Cherry and Rustic Hickory

Mission Edge is Standard



Shown in Cherry with Charwood Stain

KORBYN PUB

Sizes: 42" and 48" Diameter with up to Two Leaves, Available in 36" and 42"h

Base Size: 27" x 27"

Available in Oak, Cherry, Hard Maple, Brown Maple, Quarter-Sawn White Oak, Hickory, Walnut, Rustic Cherry and Rustic Hickory


Mission Edge is Standard



Shown in Cherry with Earthtone Stain



MAJESTY



Metal Color Options



Sizes: 42" x 72" and 48" x 72" with up to Four 12" Leaves

Base Size: 30" x 51"

Self Store Available: 42" and 48" Widths Store Four Leaves without Skirts

Available in Oak, Cherry, Hard Maple, Brown Maple, Quarter-Sawn White Oak, Hickory, Walnut, Rustic Cherry and Rustic Hickory



Shown with Regal Chairs and Regal Designer Server in Brown Maple with Sandstone Stain and Gold Metal (left page)

Majesty Shown in Brown Maple with FC 48015 Sandstone Stain and Gold Metal (right page)

North Star Shown in Quarter-Sawn White Oak with D22N09096 Seashell Stain and Silver Metal (right page)

NORTH STAR



NILES

Sizes: 42" and 48" Diameter with up to Two Leaves, 54" with One Leaf or 60" Solid Top

Base Size: 34" x 34"

Available in Oak, Cherry, Hard Maple, Brown Maple, Quarter-Sawn White Oak, Hickory, Walnut, Rustic Cherry and Rustic Hickory

½" Roundover Edge is Standard



Shown in Oak with Ebony Stain

NILES DOUBLE PEDESTAL

Sizes: 42" x 72" and 48" x 72" with up to Four 12" Leaves

Base Size: 24" x 37"

Self Store Available: 42" and 48" Widths Store Two Leaves without Skirts


Available in Oak, Cherry, Hard Maple, Brown Maple, Quarter-Sawn White Oak, Hickory, Walnut, Rustic Cherry and Rustic Hickory



Shown in Walnut with D22CW00148 Limed Stain



OXFORD



Metal Color Options



Sizes: 42" x 72" and 48" x 72" with up to Four 12" Leaves

Base Size: 30" x 51"

Self Store Available: 42" and 48" Widths Store Four Leaves without Skirts

Available in Oak, Cherry, Hard Maple, Brown Maple, Quarter-Sawn White Oak, Hickory, Walnut, Rustic Cherry and Rustic Hickory



Shown with Oxford Chairs and Server (left page)

Shown in Oak with FC 42000 Almond Stain and Tex Black Metal (left and right page)

OLD TRADITIONS

Sizes: 42" x 60", 42" x 66", 42" x 72", 48" x 60", 48" x 66" and 48" x 72" with up to Nine 12" Leaves

Self Store Available: 42" and 48" Widths Store Two Leaves with and Two without Skirts

Reclaimed Barn Wood Only Available with Solid Top

Available in Oak, Cherry, Hard Maple, Brown Maple, Quarter-Sawn White Oak, Hickory, Walnut, Rustic Cherry and Rustic Hickory



Shown in Oak with True Reclaimed Barn Wood Top. Top Shown in Natural Finish and Base Shown in White Paint with Warm Brown Glaze, Distressed

REGAL



Metal Color Options



Sizes: 42" x 72" and 48" x 72" with up to Four 12" Leaves

Base Size: 21" x 45"

Self Store Available: 42" and 48" Widths Store Four Leaves without Skirts

Available in Oak, Cherry, Hard Maple, Brown Maple, Quarter-Sawn White Oak, Hickory, Walnut, Rustic Cherry and Rustic Hickory

1" Thick Top and Mission Edge are Standard



*Shown in Cherry with Earthtone Stain
and Gold Metal Base*

ROANOKE

Sizes: 42" x 60", 42" x 66", 42" x 72", 48" x 60", 48" x 66" and 48" x 72" with up to Nine 12" Leaves

Self Store Available: 42" and 48" Widths Store Two Leaves with and Two without Skirts

Available in Oak, Cherry, Hard Maple, Brown Maple, Quarter-Sawn White Oak, Hickory, Walnut, Rustic Cherry and Rustic Hickory

1" Thick Top and ½" Roundover Edge are Standard



Shown in Brown Maple with Rich Tobacco Stain

ROANOKE PUB

Sizes: 36" x 42", 36" x 48", 42" x 42", 42" x 48" and 48" x 48" with up to Four 12" Leaves

Available in 36" and 42"h

Available in Oak, Cherry, Hard Maple, Brown Maple, Quarter-Sawn White Oak, Hickory, Walnut, Rustic Cherry and Rustic Hickory



Shown in Cherry with FC 44938 Sealy Stain

SAWYER



Sizes: 42" x 72" and 48" x 72" with up to Four 12" Leaves

Base Size: 36" x 49"

Self Store Available: 42" Width Stores Two Leaves with Skirts,
48" Width Stores Two Leaves without Skirts

Available in Oak, Cherry, Hard Maple, Brown Maple, Quarter-Sawn
White Oak, Hickory, Walnut, Rustic Cherry and Rustic Hickory

1 1/2" Top with Vintage Circular-Sawn and Mission Edge are Standard,
Also Available with Smooth Top



*Shown in Quarter-Sawn White Oak with
Lite Asbury Stain and Black Tincture Finish*

SINCLAIR



Metal Color Options



Sizes: 42" x 72" and 48" x 72" with up to Four 12" Leaves

Base Size: 22" x 47"

Self Store Available: 42" and 48" Widths Store Four Leaves without Skirts

Available in Oak, Cherry, Hard Maple, Brown Maple, Quarter-Sawn White Oak, Hickory, Walnut, Rustic Cherry and Rustic Hickory

1" Thick Top and Beveled Edge are Standard



*Shown in Oak with Old Museum Stain
and Silver Metal Base*

THEO

Sizes: 36" x 60", 36" x 66", 36" x 72", 42" x 60", 42" x 66", 42" x 72", 48" x 60", 48" x 66" and 48" x 72" with up to Nine 12" Leaves

Self Store Available: 42" and 48" Widths Store Two Leaves with and Two without Skirts, 36" Widths Will Not Self Store

Available in Oak, Cherry, Hard Maple, Brown Maple, Quarter-Sawn White Oak, Hickory, Walnut, Rustic Cherry and Rustic Hickory

Mission Edge is Standard



Shown in Rustic White Oak with Natural Finish

TIFTON

Sizes: 42" x 72", 42" x 84", 42" x 96", 42" x 108", 42" x 120", 48" x 72", 48" x 84", 48" x 96", 48" x 108" and 48" x 120"

Base Sizes: 42" and 48" Widths are 26" Wide, 72", 84" and 96" Lengths are 46" Long, 108" and 120" Lengths are 81" Long

Standard Top: 1 ¼" Thick Live Edge, Available in Cherry, Brown Maple, Walnut and Rustic Cherry

Optional Top: 1 ¼" Thick Clean Edge, Available in Oak, Cherry, Hard Maple, Brown Maple, Quarter-Sawn White Oak, Hickory, Walnut, Rustic Cherry and Rustic Hickory



Shown in Walnut with Natural Finish

TIFTON EXTENSION

Sizes: 42" x 72" and 48" x 72" with up to Four 12" Leaves, Base Size: 26" x 46"

Self Store Available: 42" and 48" Widths Store Four Leaves without Skirts

Available in Oak, Cherry, Hard Maple, Brown Maple, Quarter-Sawn White Oak, Hickory, Walnut, Rustic Cherry and Rustic Hickory

Standard Top: 1" Thick and Mission Edge

Optional Top: 1 1/4" Thick Live Edge on Ends, Available in Cherry, Brown Maple, Walnut and Rustic Cherry



Shown in Brown Maple with Manchester Stain

TIFTON ROUND

Sizes: 30"h with 42", 48", 54", 60", 66" and 72" Diameter or 36"h and 42"h with 42" and 48" Diameter

Base Sizes: 42" and 48" are 29" x 29", 54" and 60" are 46" x 46"

Available in Oak, Cherry, Hard Maple, Brown Maple, Quarter-Sawn White Oak, Hickory, Walnut, Rustic Cherry and Rustic Hickory

1 ¼" Top and Mission Edge are Standard



Shown in Rustic Cherry with Cotswold Stain

VINSON



Sizes: 36" x 42", 36" x 48", 36" x 60", 36" x 66, 36" x 72", 42" x 42", 42" x 48", 42" x 60", 42" x 66", 42" x 72", 48" x 48", 48" x 60", 48" x 66" and 48" x 72" with up to Four 12" Leaves

Self Store Available: 42" and 48" Widths Store Two Leaves with and Two without Skirts, 60" Only Stores One Leaf with and One without Skirts, 36" Widths Will Not Self Store

Available in Oak, Cherry, Hard Maple, Brown Maple, Quarter-Sawn White Oak, Hickory, Walnut, Rustic Cherry and Rustic Hickory

1" Thick Top and Mission Edge are Standard



Shown in Cherry with FC 104 Chestnut Stain

VINSON PUB

Sizes: 42" x 42" and 48" x 48" with up to Four 12" Leaves

Available in 36" and 42"h


Available in Oak, Cherry, Hard Maple, Brown Maple, Quarter-Sawn White Oak, Hickory, Walnut, Rustic Cherry and Rustic Hickory



Shown in Cherry with FC 104 Chestnut Stain



WAVERTON



Metal Color Options



Sizes: 42" x 72" and 48" x 72" with up to Four 12" Leaves

Base Size: 24" x 48"

Self Store Available: 42" x 72" Stores Two Leaves with and Two without Skirts, 48" x 72" Stores Four Leaves without Skirts

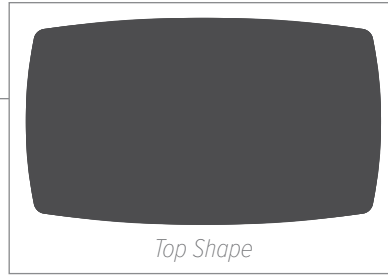
Available in Oak, Cherry, Hard Maple, Brown Maple, Quarter-Sawn White Oak, Hickory, Walnut, Rustic Cherry and Rustic Hickory



Shown with Wellbeck Chairs and Sinclair Server in Hard Maple with Driftwood Stain and Gunmetal Grey Metal (left page)

Waverton Shown in Rustic Hickory with FC 42000 Almond Stain and Tex Black Metal (right page)

WESTAL



Sizes: 42" x 72", 42" x 84", 42" x 96", 42" x 108", 42" x 120", 48" x 72", 48" x 84", 48" x 96", 48" x 108" and 48" x 120"

Base Sizes: 18" x 51 ½" for 72" Tables (42" Between Bases),
18" x 53 ½" for Tables from 84" to 108" Long (44" Between Bases),
18 x 75 ½" for Tables Starting at 120" Long (66" Between Bases)

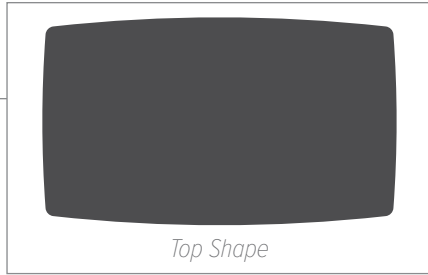
Available in Oak, Cherry, Hard Maple, Brown Maple, Quarter-Sawn White Oak, Hickory, Walnut, Rustic Cherry and Rustic Hickory

1 ¼" Top with Bullnose Edge is Standard



Shown in Brown Maple with Manchester Stain

WILTON



Sizes: 42" x 60", 42" x 66", 42" x 72", 48" x 60", 48" x 66" and 48" x 72" with up to Four 12" Leaves

Self Store Available: 42" and 48" Widths Store One Leaf with and One without Skirts

Available in Oak, Cherry, Hard Maple, Brown Maple, Quarter-Sawn White Oak, Hickory, Walnut, Rustic Cherry and Rustic Hickory

1" Thick Top, Shape Shown and Mission Edge are Standard



Shown in Brown Maple with Old Museum Stain

BERSINA

Size: 58 ¾"w x 18"d x 36"h

Available in Oak, Cherry, Hard Maple, Brown Maple, Quarter-Sawn White Oak, Hickory, Walnut, Rustic Cherry and Rustic Hickory



Shown in Cherry with Natural Finish

CRAYTON

Sizes: 58 ½"w x 17 ¾"d x 40 ½"h and 70 ½"w x 17 ¾"d x 40 ½"h

2 Drawers and 2 Doors are Standard

Available in Oak, Cherry, Hard Maple, Brown Maple, Quarter-Sawn White Oak, Hickory, Walnut, Rustic Cherry and Rustic Hickory



*Shown in Brown Maple with Almond Stain on Top
and Weathered Tusk Stain on Base*

NORTH STAR



Metal Color Options

Sizes: 36"w x 20 ½"d x 33"h, 54"w x 20 ½"d x 33"h and 72"w x 20 ½"d x 33"h

Available in Oak, Cherry, Hard Maple, Brown Maple, Quarter-Sawn White Oak, Hickory, Walnut, Rustic Cherry and Rustic Hickory



*Shown in Quarter-Sawn White Oak with D22N09096 Seashell Stain,
Silver Metal and Tantan Slate Inserts*

OLD TRADITIONS

Sizes: 20"d x 48"w x 36"h, 20"d x 54"w x 36"h and 20"d x 60"w x 36"h

3 Drawers are Standard


Available in Oak, Cherry, Hard Maple, Brown Maple, Quarter-Sawn White Oak, Hickory, Walnut, Rustic Cherry and Rustic Hickory

Also Available with 1" Smooth Top



Shown in Oak with True Reclaimed Barn Wood Top. Top Shown in Natural Finish and Base Shown in White Paint with Warm Brown Glaze, Distressed

OXFORD DESIGNER



Metal Color Options

Sizes: 36"w x 20 ½"d x 33"h, 54"w x 20 ½"d x 33"h
and 72"w x 20 ½"d x 33"h

Available in Oak, Cherry, Hard Maple, Brown Maple,
Quarter-Sawn White Oak, Hickory, Walnut, Rustic
Cherry and Rustic Hickory



*Shown in Oak with FC 42000 Almond Stain,
Tex Black Metal and Tantan Slate Inserts*

REGAL



Metal Color Options



Sizes: 54"w x 20 ½"d x 33"h and 72"w x 20 ½"d x 33"h


Base Size: 16" x 48 ¼"

Available in Oak, Cherry, Hard Maple, Brown Maple, Quarter-Sawn White Oak, Hickory, Walnut, Rustic Cherry and Rustic Hickory



*Shown in Cherry with Earthtone Stain
and Gold Metal Base*

REGAL DESIGNER



Metal Color Options




Sizes: 36"w x 20 1/2"d x 33"h, 54"w x 20 1/2"d x 33"h and 72"w x 20 1/2"d x 33"h

Available in Oak, Cherry, Hard Maple, Brown Maple, Quarter-Sawn White Oak, Hickory, Walnut, Rustic Cherry and Rustic Hickory



Shown in Brown Maple with FC 48015 Sandstone Stain, Gold Metal and Autumn Leaf Inserts

SINCLAIR



Metal Color Options



Sizes: 36"w x 20 1/2"d x 33"h, 54"w x 20 1/2"d x 33"h
and 72"w x 20 1/2"d x 33"h

Available in Oak, Cherry, Hard Maple, Brown Maple,
Quarter-Sawn White Oak, Hickory, Walnut, Rustic
Cherry and Rustic Hickory



*Shown in Oak with Old Museum Stain
and Silver Metal Base*

SINCLAIR DESIGNER



Metal Color Options



Sizes: 54"w x 20 ½"d x 33"h
and 72"w x 20 ½"d x 33"h

Available in Oak, Cherry,
Hard Maple, Brown Maple,
Quarter-Sawn White Oak,
Hickory, Walnut, Rustic
Cherry and Rustic Hickory



*Shown in Hickory with FC 51263 Flint Stain,
Silver Metal and Glimmer Leaf Slate Inserts*

TIFTON

Sizes: 54"w x 18"d x 36"h and 72"w x 18"d x 36"h

Standard Top: 1 ¼" Thick Clean Edge, Available in Oak, Cherry, Hard Maple, Brown Maple, Quarter Sawn White Oak, Hickory, Walnut, Rustic Cherry and Rustic Hickory

Optional Top: 1 ¼" Thick Live Edge, Available in Cherry, Brown Maple, Walnut and Rustic Cherry



Shown in Rustic Cherry with Cappuccino Stain

WAVERTON



Metal Color Options



Sizes: 36"w x 20 ½"d x 33"h, 54"w x 20 ½"d x 33"h and 72"w x 20 ½"d x 33"h

Hardware Standard as Shown

Available in Oak, Cherry, Hard Maple, Brown Maple, Quarter-Sawn White Oak, Hickory, Walnut, Rustic Cherry and Rustic Hickory



Shown in Hickory with Almond Stain

WESTAL



Sizes: 54"w x 20"d x 30"h and 72"w x 20"d x 30"h

Available in Oak, Cherry, Hard Maple, Brown Maple, Quarter-Sawn White Oak, Hickory, Walnut, Rustic Cherry and Rustic Hickory



Shown in Brown Maple with Charwood Stain

CUSTOMER MATERIAL REQUIREMENTS

Acadia _____	1 ½ yds.
Allerton Bar Chair _____	¾ yd.
Ariel _____	2 yds.
Bayfield _____	1 yd.
Birkin _____	1 ½ yds.
Bow River _____	2 yds.
Bradbury Side _____	2 yds.
Bradbury Arm _____	2 ¾ yds.
Caraway _____	1 ½ yds.
Chevron (36" to 54") _____	2 yds.
Chevron (60" & 72") _____	2 ¼ yds.
Crescent _____	2 yds.
Dawson _____	2 yds.
Elliott Desk Chair _____	1 ½ yds.
Emerson _____	1 yd.
Jetara _____	1 ½ yds.
Keelan _____	1 ½ yds.
Korbyn _____	2 yds.
Niles _____	1 ½ yds.
Palmer _____	2 yds.
Roanoke _____	2 yds.
Roosevelt _____	2 yds.
Vinson _____	2 yds.
Wescott _____	1 ½ yds.
Westal _____	2 yds.
Wyndlot _____	2 yds.

Chair seat only needs 27" x 27" per seat.


All Genuine Leather will include natural characteristics that are not defects, but natural authenticity. Insect bites, brands, healed scars and scratches may or may not be present.




BROWN MAPLE



Lemon (D22Y00320)
20-Sheen




India Ink (FC 47867)
20-Sheen



Indigo (FC 47866)
20-Sheen



Limed (D22CW00148)
20-Sheen




Bamboo (D22CW00261)
20-Sheen




Natural Effect (PCL 192)




Granola (D22N11322)
20-Sheen



Seashell (D22N09096)
20-Sheen




Wicker (D22N11218)
20-Sheen




Sand (D22N10202)
20-Sheen



Bel Air (FC 47823)
20-Sheen



Driftwood (FC 11434)
20-Sheen




Flint (FC 51263)
20-Sheen



Natural
20-Sheen




Honey (CF-921 S-2)
20-Sheen




Classic Country (D22N12210)
20-Sheen




Harvest (FC 107)
20-Sheen



Cappuccino (D22N12019)
20-Sheen



Sandstone (D22N08963)
20-Sheen



Almond (FC 42000)
20-Sheen

FINISHES



FINISHES

BROWN MAPLE



American Antique (FC 48024)
20-Sheen



Carbon (FC 50240)
20-Sheen



Smoke (D22N10069)
20-Sheen



Antique Slate (FC 19852)
20-Sheen



Medium Walnut (FC 44688)
20-Sheen




Sealy (FC 44938)
20-Sheen



Clove (D22N12083)
20-Sheen



Golden Pecan (FC 41610)
20-Sheen




Hoosier Special (FC 11043)
20-Sheen



Lite Asbury (FC 14620)
20-Sheen




Vintage Antique (FC 17882)
20-Sheen




Michael's Cherry
20-Sheen




Scarlet (FC 49909)
20-Sheen



Charwood (FC 50241)
20-Sheen




Manchester (FC 42633)
20-Sheen



Tavern (FC 10944)
20-Sheen




Earthtone (FC 40592)
20-Sheen



Shadow (FC 24427)
20-Sheen























Asbury Brown (FC 7992)
20-Sheen



Acres (D22R00973)
20-Sheen

BROWN MAPLE

 Category 1	 Category 1	 Category 1	 Category 1
Burnt Umber (FC 10748) 20-Sheen	Old Museum (FC 47276) 20-Sheen	Dark Knight (FC 49908) 20-Sheen	Briar (FC 15743) 20-Sheen
 Category 1	 Category 1	 Category 1	 Category 1
Onyx (FC 230) 20-Sheen	Ebony (FC 11047) 20-Sheen	Muted White (PCL 183) 10-Sheen	Muted Grey (PCL 181) 10-Sheen
 Category 1	 Category 1	 Category 2	 Category 2
Muted Dried Spruce (PCL 190) 10-Sheen	Muted Black (PCL 182) 10-Sheen	Oatmilk (PCL 180) 20-Sheen	Mineral (PCL 175) 20-Sheen
 Category 2	 Category 2	 Category 2	 Category 2
Chalk (PCL 176) 20-Sheen	Avocado (PCL 191) 20-Sheen	Almond Burnished (FC 42000) 20-Sheen	Bright White (FP W0117) 20-Sheen
 Category 2	 Category 2	 Category 2	 Category 2
Country White (FP 5155) 20-Sheen	Icicle (RNC 1003) 20-Sheen	Metropolitan (FP 15809) 20-Sheen	Accessible Beige (RNC 1091) 20-Sheen

FINISHES



FINISHES


BROWN MAPLE



Chelsea Grey (FP 22638)
20-Sheen



Black
20-Sheen



Weathered Snow White (SP 170)
10-Sheen




Weathered Greek Villa (PCL 184)
10-Sheen



Weathered Tusk (SP 167)
10-Sheen



Weathered Beige (SP 168)
10-Sheen



Weathered Greystone (SP 171)
10-Sheen




Distressed Weathered Treebark
(SP 166) 10-Sheen




Distressed Weathered Smog
(PCL 177) 10-Sheen



Distressed Weathered Iron
(PCL 179) 10-Sheen



Distressed Weathered Asphalt
(PCL 178) 10-Sheen



Distressed Worn Spice (SP 156)
10-Sheen



Distressed Weathered Black
(SP 151) 10-Sheen



Distressed #61 Black/Mike's Rub
10-Sheen

DISTRESSING OPTIONS

Shown in Weathered Iron (PCL 179) 10-Sheen



Light Distressed



Medium Distressed




Heavy Distressed



Hand Planed
Medium Distressed

CHERRY



Lemon (D22Y00320)
20-Sheen




Limed (D22CW00148)
20-Sheen



Natural Effect (PCL 192)



Seashell (D22N09096)
20-Sheen




Wicker (D22N11218)
20-Sheen




Sand (D22N10202)
20-Sheen




Bel Air (FC 47823)
20-Sheen




Flint (FC 51263)
20-Sheen




Natural
20-Sheen




Classic Country (D22N12210)
20-Sheen




Harvest (FC 107)
20-Sheen




Chestnut (FC 104)
20-Sheen




Cappuccino (D22N12019)
20-Sheen




Sandstone (D22N08963)
20-Sheen




Almond (FC 42000)
20-Sheen




American Antique (FC 48024)
20-Sheen




Carbon (FC 50240)
20-Sheen



Smoke (D22N10069)
20-Sheen



Antique Slate (FC 19852)
20-Sheen






















Sealy (FC 44938)
20-Sheen

FINISHES




FINISHES


CHERRY

 Category 1	 Category 1	 Category 1	 Category 1
Clove (D22N12083) 20-Sheen	Golden Pecan (FC 41610) 20-Sheen	Golden Harvest (FC 46483) 20-Sheen	Vintage Antique (FC 17882) 20-Sheen
 Category 1	 Category 1	 Category 1	 Category 1
Michael's Cherry 20-Sheen	Scarlet (FC 49909) 20-Sheen	Charwood (FC 50241) 20-Sheen	Manchester (FC 42633) 20-Sheen
 Category 1	 Category 1	 Category 1	 Category 1
Tavern (FC 10944) 20-Sheen	Earthtone (FC 40592) 20-Sheen	Asbury Brown (FC 7992) 20-Sheen	Acres (D22R00973) 20-Sheen
 Category 1	 Category 1	 Category 1	 Category 1
Burnt Umber (FC 10748) 20-Sheen	Old Museum (FC 47276) 20-Sheen	Dark Knight (FC 49908) 20-Sheen	Briar (FC 15743) 20-Sheen
 Category 1	 Category 1	 Category 2	
Onyx (FC 230) 20-Sheen	Ebony (FC 11047) 20-Sheen	Michael's Cherry Burnished 20-Sheen	


HARD MAPLE




Limed (D22CW00148)
20-Sheen



Natural Effect (PCL 192)



Seashell (D22N09096)
20-Sheen



Wicker (D22N11218)
20-Sheen




Driftwood (FC 11434)
20-Sheen



Flint (FC 51263)
20-Sheen



Natural
20-Sheen



Honey (CF-921 S-2)
20-Sheen




Harvest (FC 107)
20-Sheen



Almond (FC 42000)
20-Sheen



Carbon (FC 50240)
20-Sheen



Medium Walnut (FC 44688)
20-Sheen



Sealy (FC 44938)
20-Sheen



Clove (D22N12083)
20-Sheen



Golden Pecan (FC 41610)
20-Sheen



Lite Asbury (FC 14620)
20-Sheen




FINISHES




FINISHES

HARD MAPLE



 <p>Category 1</p> <p>Vintage Antique (FC 17882) 20-Sheen</p>	 <p>Category 1</p> <p>Michael's Cherry (FC 49909) 20-Sheen</p>	 <p>Category 1</p> <p>Scarlet (FC 49909) 20-Sheen</p>	 <p>Category 1</p> <p>Charwood (FC 50241) 20-Sheen</p>
 <p>Category 1</p> <p>Tavern (FC 10944) 20-Sheen</p>	 <p>Category 1</p> <p>Earthtone (FC 40592) 20-Sheen</p>	 <p>Category 1</p> <p>Shadow (FC 24427) 20-Sheen</p>	 <p>Category 1</p> <p>Asbury Brown (FC 7992) 20-Sheen</p>
 <p>Category 1</p> <p>Burnt Umber (FC 10748) 20-Sheen</p>	 <p>Category 1</p> <p>Old Museum (FC 47276) 20-Sheen</p>	 <p>Category 1</p> <p>Dark Knight (FC 49908) 20-Sheen</p>	 <p>Category 1</p> <p>Briar (FC 15743) 20-Sheen</p>
 <p>Category 1</p> <p>Onyx (FC 230) 20-Sheen</p>	 <p>Category 1</p> <p>Ebony (FC 11047) 20-Sheen</p>	 <p>Category 2</p> <p>Mineral (PCL 175) 20-Sheen</p>	

HICKORY

 <p>Category 1</p>	 <p>Category 1</p>	 <p>Category 1</p>	 <p>Category 1</p>
Lemon (D22Y00320) 20-Sheen	Limed (D22CW00148) 20-Sheen	Bamboo (D22CW00261) 20-Sheen	Natural Effect (PCL 192)
 <p>Category 1</p>	 <p>Category 1</p>	 <p>Category 1</p>	 <p>Category 1</p>
Granola (D22N11322) 20-Sheen	Seashell (D22N09096) 20-Sheen	Wicker (D22N11218) 20-Sheen	Sand (D22N10202) 20-Sheen
 <p>Category 1</p>	 <p>Category 1</p>	 <p>Category 1</p>	 <p>Category 1</p>
Bel Air (FC 47823) 20-Sheen	Driftwood (FC 11434) 20-Sheen	Flint (FC 51263) 20-Sheen	Natural 20-Sheen
 <p>Category 1</p>	 <p>Category 1</p>	 <p>Category 1</p>	 <p>Category 1</p>
Honey (CF-921 S-2) 20-Sheen	Classic Country (D22N12210) 20-Sheen	Harvest (FC 107) 20-Sheen	Chestnut (FC 104) 20-Sheen

FINISHES



FINISHES

HICKORY



Cappuccino (D22N12019)
20-Sheen

Sandstone (D22N08963)
20-Sheen

Almond (FC 42000)
20-Sheen

American Antique (FC 48024)
20-Sheen



Carbon (FC 50240)
20-Sheen

Smoke (D22N10069)
20-Sheen

Antique Slate (FC 19852)
20-Sheen

Medium Walnut (FC 44688)
20-Sheen



Sealy (FC 44938)
20-Sheen

Clove (D22N12083)
20-Sheen

Golden Pecan (FC 41610)
20-Sheen

Hoosier Special (FC 11043)
20-Sheen



Lite Asbury (FC 14620)
20-Sheen

Golden Harvest (FC 46483)
20-Sheen


Vintage Antique (FC 17882)
20-Sheen

Michael's Cherry
20-Sheen

HICKORY



Scarlet (FC 49909)
20-Sheen




Charwood (FC 50241)
20-Sheen




Manchester (FC 42633)
20-Sheen




Tavern (FC 10944)
20-Sheen




Earthtone (FC 40592)
20-Sheen



Shadow (FC 24427)
20-Sheen




Asbury Brown (FC 7992)
20-Sheen



Burnt Umber (FC 10748)
20-Sheen



Old Museum (FC 47276)
20-Sheen



Briar (FC 15743)
20-Sheen



Onyx (FC 230)
20-Sheen



Ebony (FC 11047)
20-Sheen



Oatmilk (PCL 180)
20-Sheen



Mineral (PCL 175)
20-Sheen





















FINISHES


























FINISHES

OAK



 Category 1	 Category 1	 Category 1	 Category 1
Lemon (D22Y00320) 20-Sheen	Limed (D22CW00148) 20-Sheen	Bamboo (D22CW00261) 20-Sheen	Natural Effect (PCL 192)
 Category 1	 Category 1	 Category 1	 Category 1
Granola (D22N11322) 20-Sheen	Seashell (D22N09096) 20-Sheen	Wicker (D22N11218) 20-Sheen	Sand (D22N10202) 20-Sheen
 Category 1	 Category 1	 Category 1	 Category 1
Bel Air (FC 47823) 20-Sheen	Driftwood (FC 11434) 20-Sheen	Flint (FC 51263) 20-Sheen	Natural 20-Sheen
 Category 1	 Category 1	 Category 1	 Category 1
Honey (CF-921 S-2) 20-Sheen	Classic Country (D22N12210) 20-Sheen	Harvest (FC 107) 20-Sheen	Chestnut (FC 104) 20-Sheen
 Category 1	 Category 1	 Category 1	 Category 1
Cappuccino (D22N12019) 20-Sheen	Sandstone (D22N08963) 20-Sheen	Almond (FC 42000) 20-Sheen	American Antique (FC 48024) 20-Sheen

OAK




















 Category 1	 Category 1	 Category 1	 Category 1	
Carbon (FC 50240) 20-Sheen	Smoke (D22N10069) 20-Sheen	Antique Slate (FC 19852) 20-Sheen	Medium Walnut (FC 44688) 20-Sheen	
 Category 1	 Category 1	 Category 1	 Category 1	
Sealy (FC 44938) 20-Sheen	Clove (D22N12083) 20-Sheen	Golden Pecan (FC 41610) 20-Sheen	Hoosier Special (FC 11043) 20-Sheen	
 Category 1	 Category 1	 Category 1	 Category 1	 Category 1
Lite Asbury (FC 14620) 20-Sheen	Vintage Antique (FC 17882) 20-Sheen	Michael's Cherry 20-Sheen	Scarlet (FC 49909) 20-Sheen	Charwood (FC 50241) 20-Sheen
 Category 1	 Category 1	 Category 1	 Category 1	 Category 1
Manchester (FC 42633) 20-Sheen	Tavern (FC 10944) 20-Sheen	Earthtone (FC 40592) 20-Sheen	Shadow (FC 24427) 20-Sheen	Asbury Brown (FC 7992) 20-Sheen
 Category 1	 Category 1	 Category 1	 Category 1	 Category 1
Acres (D22R00973) 20-Sheen	Burnt Umber (FC 10748) 20-Sheen	Old Museum (FC 47276) 20-Sheen	Dark Knight (FC 49908) 20-Sheen	Briar (FC 15743) 20-Sheen

FINISHES



FINISHES

OAK

 Category 1	 Category 1	 Category 1	 Category 1	 Category 1
Onyx (FC 230) 20-Sheen	Ebony (FC 11047) 20-Sheen	Muted White (PCL 183) 10-Sheen	Muted Grey (PCL 181) 10-Sheen	Muted Dried Spruce (PCL 190) 10-Sheen
 Category 1	 Category 2	 Category 2	 Category 2	 Category 2
Muted Black (PCL 182) 10-Sheen	Oatmilk (PCL 180) 20-Sheen	Mineral (PCL 175) 20-Sheen	Chalk (PCL 176) 20-Sheen	Avocado (PCL 191) 20-Sheen
 Category 2	 Category 3	 Category 3	 Category 3	
Almond Burnished (FC 42000) 20-Sheen	Weathered Snow White (SP 170) 10-Sheen	Weathered Greek Villa (PCL 184) 10-Sheen	Distressed Weathered Burlap (PCL 186) 10-Sheen	
 Category 3	 Category 3	 Category 3	 Category 3	
Distressed Weathered Hazelnut (PCL 185) 10-Sheen	Distressed Weathered Tortilla (PCL 188) 10-Sheen	Distressed Weathered Rockledge (PCL 187) 10-Sheen	Distressed Weathered Treebark (SP 166) 10-Sheen	
 Category 3	 Category 3	 Category 3	 Category 3	
Distressed Weathered Smog (PCL 177) 10-Sheen	Distressed Weathered Savanna (PCL 189) 10-Sheen	Distressed Weathered Iron (PCL 179) 10-Sheen	Distressed Weathered Asphalt (PCL 178) 10-Sheen	

PLAIN-SAWN WHITE OAK

 Category 1	 Category 1	 Category 1	 Category 1
Bamboo (D22CW00261) 20-Sheen	Natural Effect (PCL 192) 20-Sheen	Granola (D22N11322) 20-Sheen	Seashell (D22N09096) 20-Sheen
 Category 1	 Category 1	 Category 1	 Category 1
Wicker (D22N11218) 20-Sheen	Bel Air (FC 47823) 20-Sheen	Natural 20-Sheen	Harvest (FC 107) 20-Sheen
 Category 1	 Category 1	 Category 1	 Category 1
American Antique (FC 48024) 20-Sheen	Carbon (FC 50240) 20-Sheen	Sealy (FC 44938) 20-Sheen	Golden Pecan (FC 41610) 20-Sheen
 Category 1	 Category 1	 Category 1	 Category 1
Hoosier Special (FC 11043) 20-Sheen	Lite Asbury (FC 14620) 20-Sheen	Vintage Antique (FC 17882) 20-Sheen	Michael's Cherry 20-Sheen
 Category 1	 Category 1	 Category 1	 Category 1
Manchester (FC 42633) 20-Sheen	Tavern (FC 10944) 20-Sheen	Shadow (FC 24427) 20-Sheen	Asbury Brown (FC 7992) 20-Sheen





















FINISHES

























FINISHES

QUARTER-SAWN WHITE OAK



 Category 1	 Category 1	 Category 1	 Category 1
Lemon (D22Y00320) 20-Sheen	Limed (D22CW00148) 20-Sheen	Bamboo (D22CW00261) 20-Sheen	Natural Effect (PCL 192)
 Category 1	 Category 1	 Category 1	 Category 1
Seashell (D22N09096) 20-Sheen	Wicker (D22N11218) 20-Sheen	Sand (D22N10202) 20-Sheen	Bel Air (FC 47823) 20-Sheen
 Category 1	 Category 1	 Category 1	 Category 1
Driftwood (FC 11434) 20-Sheen	Flint (FC 51263) 20-Sheen	Natural 20-Sheen	Classic Country (D22N12210) 20-Sheen
 Category 1	 Category 1	 Category 1	 Category 1
Harvest (FC 107) 20-Sheen	Cappuccino (D22N12019) 20-Sheen	Almond (FC 42000) 20-Sheen	American Antique (FC 48024) 20-Sheen
 Category 1	 Category 1	 Category 1	 Category 1
Carbon (FC 50240) 20-Sheen	Smoke (D22N10069) 20-Sheen	Antique Slate (FC 19852) 20-Sheen	Medium Walnut (FC 44688) 20-Sheen

QUARTER-SAWN WHITE OAK




















 Category 1	 Category 1	 Category 1	 Category 1	
Sealy (FC 44938) 20-Sheen	Clove (D22N12083) 20-Sheen	Golden Pecan (FC 41610) 20-Sheen	Hoosier Special (FC 11043) 20-Sheen	
 Category 1	 Category 1	 Category 1	 Category 1	
Lite Asbury (FC 14620) 20-Sheen	Vintage Antique (FC 17882) 20-Sheen	Michael's Cherry 20-Sheen	Charwood (FC 50241) 20-Sheen	
 Category 1	 Category 1	 Category 1	 Category 1	
Manchester (FC 42633) 20-Sheen	Tavern (FC 10944) 20-Sheen	Earthtone (FC 40592) 20-Sheen	Shadow (FC 24427) 20-Sheen	
 Category 1	 Category 1	 Category 1	 Category 1	 Category 1
Asbury Brown (FC 7992) 20-Sheen	Acres (D22R00973) 20-Sheen	Burnt Umber (FC 10748) 20-Sheen	Old Museum (FC 47276) 20-Sheen	Dark Knight (FC 49908) 20-Sheen
 Category 1	 Category 1	 Category 1	 Category 2	 Category 2
Briar (FC 15743) 20-Sheen	Onyx (FC 230) 20-Sheen	Ebony (FC 11047) 20-Sheen	Almond Burnished (FC 42000) 20-Sheen	Tavern Burnished (FC 10944) 20-Sheen

FINISHES





















FINISHES

SAP CHERRY

 Category 1	 Category 1	 Category 1	 Category 1
Bamboo (D22CW00261) 20-Sheen	Natural Effect (PCL 192)	Granola (D22N11322) 20-Sheen	Seashell (D22N09096) 20-Sheen
 Category 1	 Category 1	 Category 1	 Category 1
Wicker (D22N11218) 20-Sheen	Sand (D22N10202) 20-Sheen	Bel Air (FC 47823) 20-Sheen	Natural 20-Sheen
 Category 1	 Category 1	 Category 1	 Category 1
Almond (FC 42000) 20-Sheen	Carbon (FC 50240) 20-Sheen	Smoke (D22N10069) 20-Sheen	Medium Walnut (FC 44688) 20-Sheen
 Category 1	 Category 1	 Category 1	 Category 1
Sealy (FC 44938) 20-Sheen	Hoosier Special (FC 11043) 20-Sheen	Lite Asbury (FC 14620) 20-Sheen	Michael's Cherry 20-Sheen
 Category 1	 Category 2	 Category 2	
Shadow (FC 24427) 20-Sheen	Oatmilk (PCL 180) 20-Sheen	Mineral (PCL 175) 20-Sheen	

WALNUT

 <p>Category 1</p> <p>Lined (D22CW00148) 20-Sheen</p>	 <p>Category 1</p> <p>Bamboo (D22CW00261) 20-Sheen</p>	 <p>Category 1</p> <p>Natural Effect (PCL 192)</p>	 <p>Category 1</p> <p>Seashell (D22N09096) 20-Sheen</p>
 <p>Category 1</p> <p>Bel Air (FC 47823) 20-Sheen</p>	 <p>Category 1</p> <p>Natural 20-Sheen</p>	 <p>Category 1</p> <p>Harvest (FC 107) 20-Sheen</p>	 <p>Category 1</p> <p>Almond (FC 42000) 20-Sheen</p>
 <p>Category 1</p> <p>Carbon (FC 50240) 20-Sheen</p>	 <p>Category 1</p> <p>Sealy (FC 44938) 20-Sheen</p>	 <p>Category 1</p> <p>Golden Pecan (FC 41610) 20-Sheen</p>	 <p>Category 1</p> <p>Lite Asbury (FC 14620) 20-Sheen</p>
 <p>Category 1</p> <p>Vintage Antique (FC 17882) 20-Sheen</p>	 <p>Category 1</p> <p>Scarlet (FC 49909) 20-Sheen</p>	 <p>Category 1</p> <p>Charwood (FC 50241) 20-Sheen</p>	 <p>Category 1</p> <p>Tavern (FC 10944) 20-Sheen</p>
 <p>Category 1</p> <p>Asbury Brown (FC 7992) 20-Sheen</p>	 <p>Category 1</p> <p>Burnt Umber (FC 10748) 20-Sheen</p>		

FINISHES



FINISHES

WORMY MAPLE



Lemon (D22Y00320)
20-Sheen



Limed (D22CW00148)
20-Sheen



Granola (D22N11322)
20-Sheen



Seashell (D22N09096)
20-Sheen



Wicker (D22N11218)
20-Sheen



Sand (D22N10202)
20-Sheen



Bel Air (FC 47823)
20-Sheen




Natural
20-Sheen



Harvest (FC 107)
20-Sheen




Sandstone (D22N08963)
20-Sheen




American Antique (FC 48024)
20-Sheen




Medium Walnut (FC 44688)
20-Sheen



Muted White (PCL 183)
10-Sheen



Oatmilk (PCL 180)
20-Sheen



Mineral (PCL 175)
20-Sheen



Distressed Weathered Burlap
(PCL 186) 10-Sheen



Distressed Weathered Hazelnut
(PCL 185) 10-Sheen



Distressed Weathered Tortilla
(PCL 188) 10-Sheen



Distressed Weathered Rockledge
(PCL 187) 10-Sheen



Distressed Weathered Savanna
(PCL 189) 10-Sheen

Style	Side Chair Seating Area	Overall Side Width	Arm Chair Seating Area	Overall Arm Width	Arm Height from Floor	Seat Height	Back Height from Seat	Overall Height	Overall Depth
Acadia	19 x 17 1/2	20 1/2	19 x 17 1/2	24	25 1/2	18	24 1/2	41	24
Acadia Desk Chair	-	20 1/2	19 x 17 1/2	24	24 1/2-29 1/2	17-22	23	40-45	27 1/2
Albany	17 1/2 x 16 1/2	20 1/2	20 1/2 x 16 1/2	23	25 3/4	17 1/2	24	40	23 1/2
Allerton 24" Bar Stool	14 x 18	20	-	-	-	24	-	-	16
Allerton 30" Bar Stool	14 x 18	21	-	-	-	30	-	-	17
Arbordale	19 x 17	19	19 x 17	23 1/4	25	17 1/2	21 1/2	38	24 1/2
Ariel	20 x 18	22 1/4	-	-	-	18	22	41	25 3/4
Barrel Barstool w/swivel seat	16 1/2 x 16 1/2	-	-	-	-	18,24 or 30	-	-	16 1/2
Barrel Barstool w/swivel Meribeth Top	17 x 16	-	-	-	-	18,24 or 30	11 1/2	-	17
Bayfield	20 1/2 x 17 1/2	20 1/2	20 1/2 x 17 1/2	25	25 1/2	18	17 1/2	35	23
Bellingham	18 x 17	18	18 x 17	25 1/2	25 1/2	18	25 1/2	42 1/2	24
Bellingham Stat. Bar Chair	18 x 17	18	18 x 17	-	-	24 or 30	19 1/4	-	24
Bellingham Swivel Barstool	18 x 17	18	18 x 17	-	-	24 or 30	19 1/4	-	23
Belmont Barstool w/swivel seat	16 1/2 x 16 1/2	-	-	-	-	18,24 or 30	-	-	17
Belmont Barstool w/swivel Meribeth Top	17 x 16	-	-	-	-	18,24 or 30	11 1/2	-	17 1/2
Bent Feather Bow	18 x 16 1/2	19 1/2	17 x 16 1/2	25	25 3/4	17 1/2	25	40	23 1/2
Bent Feather Bow Swivel Barstool	18 x 16 1/2	19 1/2	17 x 16 1/2	-	-	24 or 30	25	-	21
Bent Paddle Bow	18 x 16 1/2	19 1/2	17 x 16 1/2	25	25 3/4	17 1/2	25	40	23 1/2
Bent Paddle Bow Swivel Barstool	18 x 16 1/2	19 1/2	17 x 16 1/2	-	-	24 or 30	25	-	21
Bersina	18 1/2 x 15 1/2	18 1/2	-	-	-	18	20 1/2	38	23
Birkin	18 1/4 x 16	18 1/2	-	-	-	18	19	36	21 1/2
Bow River	22 x 18	21 1/2	22 x 18	29	25 1/2	18	24 1/2	42 1/2	26
Bow River Bar Chair	22 x 18	21 1/2	-	-	-	24 or 30	12	-	26
Bradbury	19 1/2 x 17 1/2	19 1/2	19 1/2 x 17 1/2	25 1/2	25 1/2	18	25	42	25
Bradbury Stat. Bar Chair	19 1/2 x 17 1/2	19 1/2	-	-	-	24 or 30	16 1/2	-	25
Brandberg	16 3/4 x 17	19	16 3/4 x 17	22 1/2	25	17 1/2	20 1/4	36 1/2	23
Buchanan	18 x 18	18	18 x 18	25 1/2	25 1/2	18	20 1/2	38 1/2	24
Buchanan Stat. Bar Chair	18 x 18	18	-	-	-	24 or 30	19	-	24
Casey	19 x 18 1/4	19 1/4	-	-	-	18	17	33 3/4	22
Caraway	17 1/2 x 16	17 1/2	17 1/2 x 16	25	31 1/2 or 43 1/2	24 or 30	16 1/2	-	22
Carmen	18 1/2 x 17 1/2	18 1/2	18 x 17 1/2	24 1/2	25 1/2	18	20 1/2	37 1/2	22
Carmen Stat. Bar Chair	18 1/2 x 17 1/2	18 1/2	-	-	-	24 or 30	17 1/2	37 1/2	23

Style	Side Chair Seating Area	Overall Side Width	Arm Chair Seating Area	Overall Arm Width	Arm Height from Floor	Seat Height	Back Height from Seat	Overall Height	Overall Depth
Carolina	18 x 17 3/4	18	18 x 17 3/4	24 1/2	25 1/2	17 3/4	25 1/2	42	22
Carolina Stat. Bar Chair	18 x 17 3/4	18	18 x 17 3/4	-	-	24 or 30	20	-	23
Carolina Swivel Barstool	18 x 17 3/4	18	18 x 17 3/4	-	-	24 or 30	20	-	22
Carson	19 x 17	19	19 x 17	25	25 1/2	18	18	35	21 1/2
Carson Stat. Bar Chair	19 x 17	19	-	-	-	24 or 30	18	-	22
Carter	17 x 16 1/2	18 1/2	-	-	-	18	16	32	21 1/2
Charleston	19 1/2 x 18	19 1/2	19 1/2 x 18	24	25 1/2	18	23	38 1/2	23 1/2
Charleston Stat. Bar Chair	19 1/2 x 18	19 1/2	-	-	-	24 or 30	20 1/2	-	24
Chevron Bench	Bench length x 18"	-	-	-	-	18	16 1/2	35	22
Colebrook	18 x 17	18	18 x 17	25 1/2	25 1/2	18	25 1/2	42	23
Colebrook Stat. Bar Chair	18 x 17	18	-	-	-	24 or 30	19	-	23
Colebrook Swivel Barstool	18 x 17	18	-	-	-	24 or 30	19	-	22 1/2
Collins	19 x 17 1/2	19	19 x 17 1/2	22	25	17 1/2	22	38	23
Conner	19 x 17 1/2	19	19 1/2 x 17 1/2	25 1/4	25 1/2	18	28	46	23 1/2
Conner Stat. Bar Chair	19 x 17 1/2	19	-	-	-	24 or 30	23 1/2	-	24
Cosgrove Barstool w/swivel seat	16 1/2 x 16 1/2	18 1/2	-	-	-	18,24 or 30	-	-	18 1/2
Cosgrove Barstool w/swivel Easton Top	16 1/2 x 16 1/2	18 1/2	-	-	-	18,24 or 30	10 1/2	-	18 1/2
Country Shaker	18 x 17	18	18 x 17	25 1/2	25 1/2	18	25 1/2	42	24
Country Shaker Stat. Bar Chair	18 x 17	18	-	-	-	24 or 30	19 1/4	-	24
Country Shaker Swivel Barstool	18 x 17	18	-	-	-	24 or 30	19 1/4	-	23
Cumberland	19 x 17 1/2	19	19 x 17 1/2	24	25 3/4	18	21	37	24 1/2
Crayton	18 1/2 x 16 1/2	19	-	-	-	17 1/2	20	36 1/2	25
Crescent	20 1/2 x 17	22	-	-	-	18	17	35	22 1/2
Crescent 24" Bar Chair	20 1/2 x 17	-	-	-	-	24 or 30	15	-	23
Damon	19 x 17	19	19 x 17	23 1/4	25	17 1/2	21 1/2	38	24 1/2
Dawson	20 x 18 1/2	20	20 x 18 1/2	23 1/2	25 1/4	18	20	39	23 1/2
Dawson Stat. Bar Chair	20 x 18 1/2	20	-	-	-	24 or 30	19	-	20
Dawson Swivel Barstool	20 x 18 1/2	20	-	-	-	24 or 30	19	-	20
Dillon Barstool w/swivel seat	16 1/2 Diameter	18 1/2	-	-	-	24 or 30	-	-	18 1/2
Dillon Barstool w/swivel Meribeth Top	16 1/2 Diameter	18 1/2	-	-	-	24 or 30	11 1/2	-	18 1/2
Durham	16 1/2 x 12 3/4	16 1/2	-	-	-	24 or 30	-	-	15 1/2
Ellington	17 x 17	17 1/2	17 x 17	21	25	17 1/2	18 1/2	36	21
Ellington Stat. Bar Chair	17 x 17	17	-	-	-	24 or 30	15	-	21

Style	Side Chair Seating Area	Overall Side Width	Arm Chair Seating Area	Overall Arm Width	Arm Height from Floor	Seat Height	Back Height from Seat	Overall Height	Overall Depth
Elliot Arm Chair	-	-	20 1/2 x 19	23	24 1/2	18	14	30 1/2	24
Elliot Desk Chair	-	-	20 1/2 x 19	23	24 1/2-29 1/2	17-22	14	30 1/2-35 1/2	24
Emerson/ Emerwood	19 x 18	20	19 x 18	25 1/2	25 1/4	18	15 1/2	34	21 1/2
Emerson/ Emerwood Stat. Bar Chair	19 x 18	20	19 x 18	-	-	24 or 30	12 1/2	-	23
Espin	17 1/2 x 17	24 3/4	-	-	-	18	15	32	21
Fenmore	19 x 17 1/2	20 1/2	19 x 17 1/2	24	25 1/2	18	24 1/2	41	24
Fenmore Stat. Bar Chair	19 x 17 1/2	20	-	-	-	24 or 30	19	-	25
Folding Chair	16 x 16 1/2	17	-	-	-	17 1/2	15 1/2	32" open 25" closed	24
Frankton	17 x 17	17 1/2	17 x 17	21	25	17 1/2	18 1/2	36	21
Frankton Stat. Bar Chair	17 x 17	17	-	-	-	24 or 30	15	-	21
Grant	18 1/4 x 17 1/2	18	18 1/4 x 17 1/2	25	25 1/2	17 1/2	25 1/2	42	24
Grant Stat. Bar Chair	18 1/4 x 17 1/2	18	-	-	-	24 or 30	20 3/4	-	24
Grant Swivel Barstool	18 1/4 x 17 1/2	18	-	-	-	24 or 30	20 3/4	-	23
Griffin Bar Chair	16 1/2 x 16 1/2	16 1/2	-	-	-	24 or 30	-	-	16 1/2
Harper	19 x 17	19 1/2	19 x 17	24 1/2	25 1/2	18	21 1/2	-	21 1/2
Harper Stat. Bar Chair	19 x 17	19 1/2	-	-	-	24 or 30	19 1/2	-	21 1/2
Harris	19 x 17	19	19 x 17	24 1/2	25	17 1/2	22	38	21 1/2
Harris Stat. Bar Chairs	19 x 17	19	-	-	-	24 or 30	19 1/2	-	21 1/2
Harris Swivel Barstools	19 x 17	19	-	-	-	24 or 30	19 1/2	-	21
Haskin 18"	14 Diameter	14 1/4	-	-	-	18	-	-	14 1/4
Haskin 24"	14 Diameter	15 1/2	-	-	-	24	-	-	15 1/2
Haskin 30"	14 Diameter	17 1/2	-	-	-	30	-	-	17 1/2
Hilko	19 x 16	19	-	-	-	18	16 1/2	33 1/2	21
Iron Craft 24" Barstool w/swivel seat	19 1/2 x 15 1/2	19 1/2	-	-	-	22-25	-	-	21
Iron Craft 30" Barstool w/swivel seat	19 1/2 x 15 1/2	19 1/2	-	-	-	28-31	-	-	21
Iron Craft 24" Barstool w/swivel seat and back	19 1/2 x 15 1/2	19 1/2	-	-	-	22-25	11	-	21
Iron Craft 30" Barstool w/swivel seat and back	19 1/2 x 15 1/2	19 1/2	-	-	-	28-31	11	-	21
Jansen	17 x 17	17 1/2	17 x 17	21	25	17 1/2	18 1/2	36	21
Jansen Stat. Bar Chair	17 x 17	17	-	-	-	24 or 30	15	-	21
Jetara	18 1/2 x 17	18 1/2	-	-	-	18	18	36	24
Keelan	18 1/2 x 18 1/2	18 1/2	-	-	-	18	15	31 1/2	22
Keelan Stat. Bar Chair	18 1/2 x 18 1/2	19	-	-	-	24 or 30	15	-	24
Kenshaw	18 1/4 x 15 1/2	18 1/4	-	-	-	18	19	36	21 1/2

Style	Side Chair Seating Area	Overall Side Width	Arm Chair Seating Area	Overall Arm Width	Arm Height from Floor	Seat Height	Back Height from Seat	Overall Height	Overall Depth
Korbyn	21 x 19	21	-	-	-	18	19	37 1/2	24 1/2
Lambert 24"	16 1/2 x 16	16 1/4	-	-	-	24 or 30	-	-	17 1/2
Lambert 30"	16 1/2 x 16	17 1/2	-	-	-	-	-	-	17 1/2
Lamont	19 x 17	19	-	-	-	18	21 1/2	38	22
Lexford	20 x 17	20	20 x 17	22	25 3/4	17 1/2	22	39	23
Livingston	19 x 17	20 1/2	19 x 17	25 3/4	25 1/2	18	24 3/4	41	23 1/2
Louisdale	17 x 17	17 1/2	17 x 17	21	25	17 1/2	18 1/2	36	21
Louisdale Stat. Bar Chair	17 x 17	17	-	-	-	24 or 30	15	-	21
Madison	19 x 17	20 1/2	19 x 17	25 3/4	25 1/2	18	24 3/4	41	25
Madison Stat. Bar Chairs	19 x 17	20	-	-	-	24 or 30	21	-	25 1/2
Madison Swivel Barstools	19 x 17	20	-	-	-	24 or 30	21	-	24
Marbury	17 x 17	18	17 x 17	21	25	17 1/2	18 1/2	38	22
Marbury Stat. Bar Chair	17 x 17	17 1/2	-	-	-	24 or 30	15	-	22
Modesto Stat. Bar Chairs	18 x 17	18	-	-	-	24 or 30	18 1/2	-	22
Modesto Swivel Barstools	18 x 17	18	-	-	-	24 or 30	18 1/2	-	21 1/2
Niles	19 x 16 1/2	19	-	-	-	18	19	36	22 1/2
Neela Stat. Bar Chair	16 x 13	16 1/2	-	-	-	24 or 30	-	24	13
North Star	18 1/4 x 15 1/2	18 1/4	-	-	-	18	19	36	21 1/2
Oxford	18 1/4 x 15 1/2	18 1/4	-	-	-	18	19	36	21 1/2
Palmer	19 x 17	19	19 x 17	23 1/2	25 1/2	18	22	39 1/2	23
Parkland	19 x 17	19	19 x 17	25 3/4	25 1/2	18	24 3/4	41	23 1/2
Parkland Stat. Bar Chairs	19 x 17	19	-	-	-	24 or 30	21	-	23 1/2
Parkland Swivel Barstools	19 x 17	19	-	-	-	24 or 30	21	-	23
Portage 24"	18 1/2 x 11 1/2	18 1/2	-	-	-	24	-	-	14 1/2
Portage 30"	18 1/2 x 11 1/2	18 1/2	-	-	-	30	-	-	16
Regal	18 1/4 x 15 1/2	18 1/4	-	-	-	18	19	36	21 1/2
Roanoke	20 1/2 x 18	20 1/2	-	-	-	18	24	41 1/2	25
Roosevelt	20 1/2 x 18	23	-	-	-	18	19	37	25
Sawyer	18 1/4 x 17 1/2	18 1/4	18 1/4 x 17 1/2	25	25 1/2	18	20 1/2	38	22 1/2
Sinclair	18 1/4 x 15 1/2	18 1/4	-	-	-	18	19	36	21 1/2

Style	Side Chair Seating Area	Overall Side Width	Arm Chair Seating Area	Overall Arm Width	Arm Height from Floor	Seat Height	Back Height from Seat	Overall Height	Overall Depth
Somerset	19 x 17 1/2	19 1/2	19 x 17 1/2	25	25 1/2	18	20 3/4	38	21 1/2
Somerset Stat. Bar Chair	19 x 17 1/2	19 1/2	-	-	-	24 or 30	19 1/4	-	21 1/2
Somerset Swivel Barstools	19 x 17 1/2	19 1/2	-	-	-	24 or 30	19 1/4	-	21
Spring Meadow Pressback	17 1/2 x 16 1/2	22	17 x 16 1/2	25	25 3/4	17 1/2	21 3/4	37	24
Spring Meadow Pressback Swivel Barstool	17 1/2 x 16 1/2	22	17 x 16 1/2	-	-	24 or 30	21 3/4	-	23 1/2
Tifton	19 x 17	20 1/2	19 x 17	25 1/2	25 1/2	18	24	40 1/2	25
Tifton Stat. Bar Chair	19 x 17	20 1/2	-	-	-	24 or 30	20	-	25 1/2
Tosky 24"	16 1/2 x 12 3/4	16 1/2	-	-	-	24	-	-	15 1/2
Tosky 30"	16 1/2 x 12 3/4	16 1/2	-	-	-	30	-	-	17 1/2
Vinson	18 1/2 x 18	19	-	-	-	18	14 1/2	32	22 1/2
Vinson Stat. Bar Chair	18 1/2 x 18	19	-	-	-	24 or 30	12	-	22 1/2
Vinson Swivel Bar Stool	18 1/2 x 18	19	-	-	-	24 or 30	12	-	22 1/2
Vintage Mission	18 x 18	18	18 x 18	25 1/2	25 1/2	18	24 1/2	42 1/2	24
Vintage Mission Stat. Bar Chair	18 x 18	18	-	-	-	24 or 30	19	-	24
Vintage Swivel Bar Stool	18 x 18	18	-	-	-	24 or 30	19	-	23
Waverton	18 1/4 x 15 1/2	18 1/4	-	-	-	18	19	36	21 1/2
Wellbeck	18 1/4 x 15 1/2	18 1/4	-	-	-	18	19	36	21 1/2
Wescott	20 1/2 x 18	20 1/2	18 x 18	23 1/2	25 1/2	18	21	37	23
Wescott Stat. Bar Chair	20 1/2 x 18	20 1/2	19 x 18	-	-	24 or 30	13	-	24
Westal	21 x 18.5	21	-	-	-	18	21	38	25 1/4
Wilton	18 1/2 x 16 1/2	19 1/4	-	-	-	18	13	30	21 1/2
Winslow Barstool 18"	19 1/2 x 14	19 1/2	-	-	-	18	-	-	18
Winslow Barstool 24"	19 1/2 x 14	19 1/2	-	-	-	24	-	-	19
Winslow Barstool 30"	19 1/2 x 14	22	-	-	-	30	-	-	22
Wellsburg	19 x 17 1/2	19 1/2	19 x 17 1/2	24	25 1/2	18	24	41	23 1/2
Wyndlot Desk Chair	18 1/2 x 18 1/2	19	18 1/2 x 18 1/2	24 1/2	24 1/2-29 1/2	17-22	24	42-47	28
Yorktown	18 3/4 x 18 3/4	20	18 3/4 x 18 3/4	25 1/2	25 1/2	18	25 1/2	42	25
Yorktown Stat. Bar Chair	18 3/4 x 18 3/4	20	-	-	-	24 or 30	19 1/2	-	25 1/2
Yorktown Swivel Bar Stool	18 3/4 x 18 3/4	20	-	-	-	24 or 30	19 1/2	-	25



R·H·YODER

rhyoder.com