

RESORT IMPROVEMENT DISTRICT #1
GENERAL MANAGER'S REPORT
OCTOBER 2022

GENERAL MANAGER'S ACTIVITIES:

- Attended field staff meetings.
- Corresponded with community members, public agencies, and community organizations.
- Attended LCW webinar regarding labor relations, meet and confer.
- Collaborated with the Eel River Wailaki Tribe regarding an MOU for the use of Coral Point.
- Reviewed the WAPA FLS and SC Contract renewals.

ADMINISTRATION DEPARTMENT:

- Attended various board meetings and staff meetings.
- Updated and made adjustments to RID web page for .gov compliance.
- Assisted CPA Joseph Arch and the District's auditor with 2020-2021 audit preparation and capital depreciation.
- Administered various grants.
- Initiated Notice of Board Vacancy procedure due to board member resignation.

WATER TREATMENT DEPARTMENT:

- Polymer streaming current controller probe and piston cleaned.

WASTEWATER TREATMENT DEPARTMENT:

- Chlorine V10K feeder system rebuilt.
 - New chlorine feed tubing installed.
 - Chlorine analyzer cleaned on west wall and new tubing installed.
 - Disc press rental arrives from Waste2Water (W2W)
 - Headworks flow meter totalizer setup.
-

Resort Improvement District #1

General Manager's Report

October 2022

Page 2 of 8

- Chlorine contact chamber cleaned.
- W2W owner here for disc press rental setup.
- Start sludge wasting with disc press.
- Disc press shaft breaks. Work with company to get going a.s.a.p.
- Oxidation ditch rotors, clarifiers, front gate greased.
- Emergency eyewash/shower stations tested.
- Sodium bisulfite equipment research.

POWER GENERATION & DISTRIBUTION DEPARTMENT:

- Serviced the portable generators.
- Swapped out the generator at office/fire department.
- Helped sand golf greens.
- Had a baby.
- Stabilized 2 poles for the county while replacing culverts.
- Assisted other departments.

PARKS AND RECREATION AND MISCELLANEOUS:

- Graffiti removal.
- Testing for coliforms and E.coli webinar, 2 personnel.

END OF GENERAL DISCUSSION

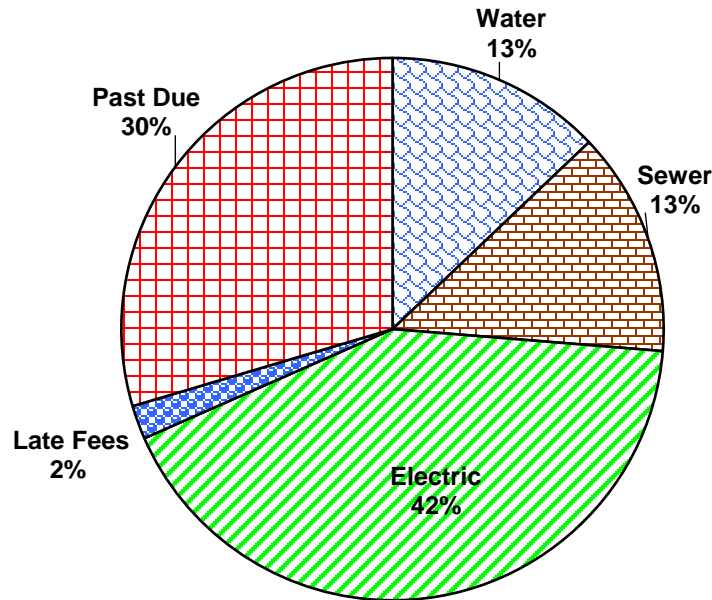
Provided by: RID Staff Members

OPERATIONAL DATA FOLLOWS

**APPENDIX OF OPERATIONAL DATA FOR THE MONTH OF
 OCTOBER, 2022**

ADMINISTRATION

**Utility
 Billing:**



Utility	Residential Utilities	Residential Capital Fac	Commercial Utilities	Commercial Capital Fac	Total Billing	Last Years Billing Total
Water	\$23,830		\$2,401		\$26,231	\$27,083
Sewer	\$24,432		\$2,832		\$27,264	\$24,838
Electric	\$65,334		\$20,332		\$85,666	\$98,701
Late Fees	\$3,749		\$340		\$4,090	\$10,023
Past Due	\$55,936		\$4,251		\$60,187	\$67,902

Total	\$173,281	\$0	\$30,156	\$0	\$203,437	\$228,545
--------------	-----------	-----	----------	-----	------------------	------------------

85.2% 0.0% 14.8%

Utility	Residential Usage	Commercial Usage	RID Usage	Total Metered Usage
Water (cuft)	195,386	32,978	17,982	246,346

79.3% 13.4% 7.3%

Elec (KwH)	191,717	53,729	40,983	286,429	331,198
------------	---------	--------	--------	---------	---------

66.9% 18.8% 14.3%

Resort Improvement District #1**General Manager's Report****October 2022**

Page 4 of 8

FIRE DEPARTMENT**RESPONSES:**

		<u>Date</u>	<u>Amount</u>	<u>F/F Turn-out</u>
Public Assist: Traffic collision	# 9478	10/1	1	8 F/Fs
Medical Aid: Traffic collision MC	# 9538	10/4	1	6 F/Fs
Medical Aid: w/ CPR	# 9562	10/4	1	6 F/Fs
Public Assist: Disabled Vehicle	# 9648	10/7	1	1 F/F
Medical Aid: MVA	# 9722	10/9	1	6 F/Fs
Public Assist: Lockout	#9748	10/10	1	2 F/Fs
Public Assist: Gas leak	# 9764	10/11	1	4 F/Fs
Medical Aid: Unconscious pt.	# 9925	10/17	1	3 F/Fs
Public Assist: Traffic collision	# 9930	10/17	1	2 F/Fs
Public Assist: Overdue aircraft	# 9996	10/19	1	2 F/Fs
Illegal debris burn	# 10231	10/27	1	2 F/Fs
Public Assist: Comm. Alarm	# 10285	10/28	1	2 F/Fs
Medical Aid	# 10350	10/30	1	4 F/Fs
Halloween Patrol	No #	10/31	1	5 F/Fs

EQUIPMENT STATUS:

	ID	
Command/Ocean Rescue	5100	In Service
Brush Engine	5111	In Service
WUI Type 1 Engine	5116	In Service
Command Type 6 Wildland Engine	5146	In Service
Rescue/Engine Type 6	5147	In Service
Rescue/Ambulance	5171	In Service
RIB 17ft Boat	5172	In Service
Yamaha Jet Ski	5173	In Service
Honda ATV	Fire	In Service
Honda Side-by-side	Fire	In Service
Type 2 Engine	5166	In Service

TRAINING ACTIVITIES:

	<u>Date</u>	<u>Description</u>	<u>F/F Turn-out</u>
Fire Drill:	10/5	Duty Officers meeting	8 F/Fs
Fire Drill:	10/5	AAR, wash units windows	16 F/Fs
Medical Drill:	10/12	Jeopardy	18 F/Fs
Fire Drill:	10/19	AAR, fire attack	12 F/Fs
Fire Drill:	10/26	Structure fire scenario	17 F/Fs

OUTSIDE TRAINING:

10/8	Check out Native Circle Dance	4 F/Fs
10/11	Meet at Peg House w/ Sen. McGuire	2 F/Fs
10/24	SHFCA at Redway Fire	2 F/Fs
10/29	Ocean Rescue Training	7 F/Fs

PARKS AND RECREATION

GOLF LINKS:

Revenue Source	Previous Balance	Monthly Total	F/Y to Date	Budget
Greens Fee Total	\$5,417.00	\$565.00	\$5,982.00	
Total Revenue to Date			\$5,982.00	\$15,000.00

**GOLF LINKS GREEN FEE HONOR SYSTEM SUMMARY
 THANKYOU FOR SUPPORTING CONTINUED OPERATION**

Shelter Cove Golf Links Honorable Golfers October 2022

	Greens Fee Name	Annual Greens Fees	Greens Fees	OCT 2022 Total Amount
Credit Card Charges			\$565.00	\$565.00
Cash Purchases				
Total		0.00		\$565.00

ELECTRICAL UTILITY

ELECTRICAL SERVICE CONNECTIONS:

Locations

- Services Requested: 0
- Services Connected: 0
- Previous Connections 0
- F/Y Connections to date: **0**

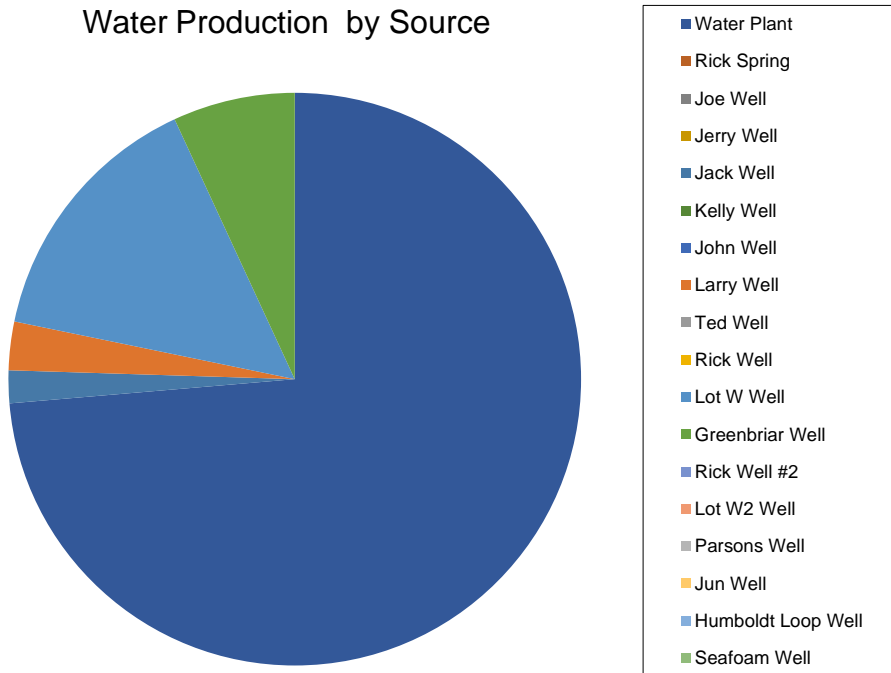
POWER OUTAGES:

- Scheduled Outages: 0
- Unscheduled Outages: 0
- Total # of Outages: **0**

WATER UTILITY

- Total Gallons Finished Water Produced: 2,905,608 gallons
 - Water Plant (Telegraph Creek): 2,140,000 gallons
 - Rick Spring (Toth Rd): 0 gallons
 - Joe Well (Cougar Rd): 0 gallons
 - Jerry Well (Willow Glen Rd): 0 gallons
 - Jack Well (Willow Glen Rd): 53,557 gallons
 - Kelly Well (Kelly Rd): 0 gallons
 - John Well (King's Peak Rd): 0 gallons
 - Larry Well (Wood Ct): 79,580 gallons
 - Ted Well (Shaller Ct): 0 gallons
 - Rick Well (Toth): 0 gallons
 - Lot W Well (Willow Glen Rd): 432,194 gallons
 - Greenbriar Well (Toth Rd): 200,277 gallons
 - Rick Well #2 (Toth Rd): 0 gallons
 - Lot W2 Well (Willow Glen Rd): 0 gallons
 - Parsons Well (Parsons Road): 0 gallons
 - Jun Well: 0 gallons
 - Humboldt Loop Well: 0 gallons
 - Seafoam Well: 0 gallons

Water Production by Source



- Water Treatment Hours of Operation: 302.3 hours
- Monthly Rainfall Total: 0.00 inches
- Previous 22/23 Annual Rainfall Total: 3.38 inches
- Current 22/22 Annual Rainfall Total: 3.38 inches

Resort Improvement District #1

General Manager's Report

October 2022

Page 7 of 8

WATER SERVICE CONNECTIONS:

Locations

• Services Requested: 0

• Services Connected: 0

Previous Connections 0

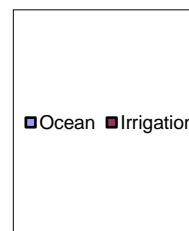
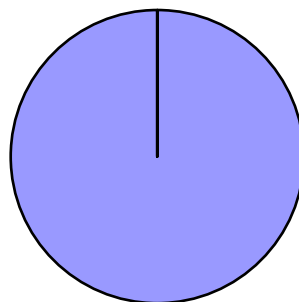
• F/Y Connections to date: **0**

WASTEWATER UTILITY

FLOWS INTO PLANT:

High:	<u>49,272</u> gals/day
Low:	<u>26,658</u> gals/day
Monthly Total:	<u>1,110,847</u> -

Wastewater Treatment Plant Effluent



SEWER SERVICE CONNECTIONS:

Locations

• Services Requested: 0

• Services Connected: 0

Previous Connections 0

• F/Y Connections to date: **0**

CAPITAL CONSTRUCTION PROJECTS

Construction work & Cal-Fire crews.

INTRA DEPARTMENTAL SAFETY MEETINGS

Date	Items Discussed
10/31/2022	Various on-line Target Solutions courses

ON-CALL INCIDENT REPORT

Date/Time	Location	Description of Incident
	None Reported	
Personnel Responding:		

END OF REPORT