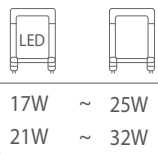
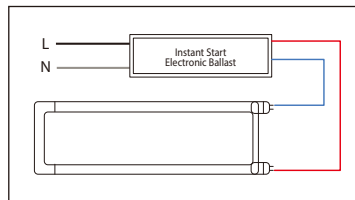
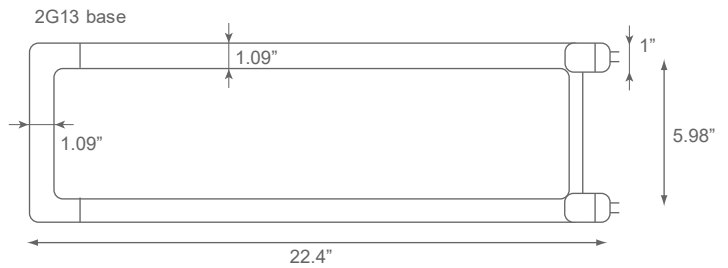




- Energy saving up to 32% compare to U-bend 21W / 32W fluorescent lamps
- Perfect retrofit traditional lamps for INSTANT START circuit
- 280° beam angle allows fixture to maintain original light distribution by parabolic reflector
- Smooth operation even at low temperatures down to -20°C
- No mercury and hazardous substances
- Compatible with most common instant start electronic ballasts (Refer to the ballast compatibility list)
- No re-wiring cost
- Full glass body with safety approval



Model	Voltage	Wattage	Color Temp	CRI (Ra)	Lumen
LED F17T8/6U/830/G/NA/IS	120V	17W	3000K	≥80	2000 lm
LED F17T8/6U/835/G/NA/IS	120V	17W	3500K	≥80	2000 lm
LED F17T8/6U/840/G/NA/IS	120V	17W	4000K	≥80	2100 lm
LED F17T8/6U/850/G/NA/IS	120V	17W	5000K	≥80	2150 lm
LED F21T8/6U/830/G/NA/IS	120V	21W	3000K	≥80	2300 lm
LED F21T8/6U/835/G/NA/IS	120V	21W	3500K	≥80	2300 lm
LED F21T8/6U/840/G/NA/IS	120V	21W	4000K	≥80	2400 lm
LED F21T8/6U/850/G/NA/IS	120V	21W	5000K	≥80	2400 lm