

**RESORT IMPROVEMENT DISTRICT #1**  
**GENERAL MANAGER'S REPORT**  
**MARCH 2022**

**GENERAL MANAGER'S ACTIVITIES:**

---

- Attended field staff meetings.
- Corresponded with community members, public agencies, and community organizations.
- Collaborated with the HBHRCD, SHFPI and Marina owner regarding the future of the property.
- Attended Measure Z Citizen's Advisory Committee meeting.
- Attended GSRMA Risk Management Accreditation Program meeting.

**ADMINISTRATION DEPARTMENT:**

---

- Attended various board meetings and staff meetings.
- Updated and made adjustments to RID web page for .gov compliance.
- Completed 10-year renewal of RID radio license with the FCC.
- Attended GSRMA Risk Management Accreditation Program meeting.
- Coordinated random drug screens for DOT compliance.
- Performed quarterly Basic Inspection of Terminals (BIT) reports.

**WATER TREATMENT DEPARTMENT:**

---

- Lab Hach 2100N turbidimeter lamp replaced, turbidimeter recalibrated.
- Emergency eyewash/shower station tested.
- Waterboards workshop, Humboldt Partner Water online class.
- Water Permit progress report completed.
- Online membrane filter training.

**WASTEWATER TREATMENT DEPARTMENT:**

---

- Hach HQ40d multimeter dissolved oxygen sensor I-cap and button replaced.
- Lift station 2, pump 1- 4inch flap valve and all suction gaskets replaced, along with the air release valve.

**Resort Improvement District #1  
General Manager's Report  
March 2022**

- New limit switch installed on south clarifier.
- New brake installed on presto lift in sludge drying room.
- New 1<sup>st</sup> aid kit installed in WWTP Lab/Control building.
- Emergency eyewash/shower stations tested.
- Chlorine contact chamber cleaned.

**POWER GENERATION & DISTRIBUTION DEPARTMENT:**

---

- Performed tree work.
- Disconnect on Lower Pacific Drive for panel change.
- New service on Upper Pacific Drive.
- Called for outage at Mario's Marina.
- Service call to Upper Pacific Drive for half power.
- Trip to Dixon to return tree truck.
- Pick up and return 100' bucket for tree removal.
- Responded to a call for tree branch on electrical line on Machi Road.

**PARKS AND RECREATION AND MISCELLANEOUS:**

---

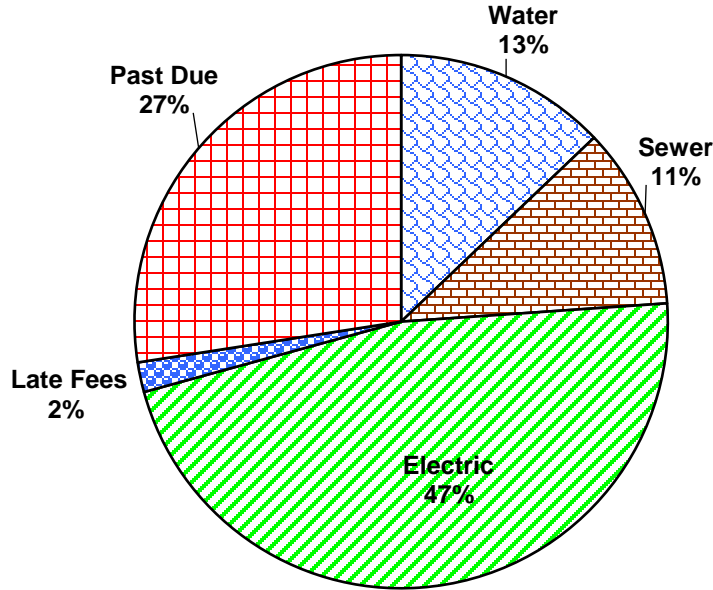
- None reported.

**END OF GENERAL DISCUSSION**  
Provided by: RID Staff Members  
**OPERATIONAL DATA FOLLOWS**

**APPENDIX OF OPERATIONAL DATA FOR THE MONTH OF  
 MARCH, 2022**

**ADMINISTRATION**

**Utility  
 Billing:**



Utility	Residential Utilities	Residential Capital Fac	Commercial Utilities	Commercial Capital Fac	Total Billing	Last Years Billing Total
Water	\$26,332	\$0	\$2,565	\$0	\$28,897	\$28,636
Sewer	\$22,171		\$2,575		\$24,745	\$22,155
Electric	\$83,156	\$0	\$21,957	\$0	\$105,114	\$151,806
Late Fees	\$4,002		\$46		\$4,049	\$6,844
Past Due	\$60,116		\$1,470		\$61,586	\$68,901

<b>Total</b>	<b>\$195,777</b>	<b>\$0</b>	<b>\$28,613</b>	<b>\$0</b>	<b>\$224,390</b>	<b>\$278,342</b>
	87.2%	0.0%	12.8%	0.0%		

Utility	Residential Usage	Commercial Usage	RID Usage	Total Metered Usage	Last Years Total Metered Usage
Water (cuft)	239,915	36,075	60,381	336,371	344,047
	71.3%	10.7%	18.0%		
Elec (KwH)	251,286	60,276	47,153	358,715	462,834
	70.1%	16.8%	13.1%		

**PARKS AND RECREATION**

**GOLF LINKS:**

Revenue Source	Previous Balance	Monthly Total	F/Y to Date	Budget
Greens Fee Total	\$9,203.00	\$625.00	\$9,828.00	
<b>Total Revenue to Date</b>			<b>\$9,828.00</b>	<b>\$10,000.00</b>

**GOLF LINKS GREEN FEE HONOR SYSTEM SUMMARY  
 THANKYOU FOR SUPPORTING CONTINUED OPERATION**

**Honorable Golfers March 2022**

Green Fees Golfer's Name	Date	Greens Fee Amount	Annual	March 2022
			Greens Fee Amount	Grand Total
<b>Kiosk Cash</b>	3/31/22	\$235		\$235
<b>Credit Cards</b>	3/31/22	\$390		\$390
<b>Total</b>				<b>\$625.00</b>

**FIRE DEPARTMENT**

**RESPONSES:**

	Number	Date	Amount	F/F Turn-out
Medical Aid: With transport	2095	3/3	1	6 F/Fs
Medical Aid: Head injury w/trans	2129	3/4	1	6 F/Fs
Debris Fire:	2217	3/7	1	4 F/Fs
Wildland Fire:	2263	3/8	1	2 F/Fs
Medical Aid:	2363	3/11	1	4 F/Fs
Medical Aid:	2365	3/11	1	6 F/Fs
Public Assist: Lockout	2443	3/14	1	2 F/Fs
Medical Aid: Transport to K. Peak	2589	3/19	1	7 F/Fs
Medical Aid: Transport to P Ridge	2688	3/22	1	10 F/Fs
Public Assist: Lift assist	2741	3/24	1	2 F/Fs
Debris Fire:	2857	3/27	1	6 F/Fs
Medical Aid:	2886	3/28	1	6 F/Fs
Debris Fire:	2956	3/30	1	2 F/Fs

**EQUIPMENT STATUS:**

	ID	
Command/Ocean Rescue	5100	In Service
Brush Engine	5111	In Service
WUI Type 1 Engine	5116	In Service
Command Type 6 Wildland Engine	5146	In Service
Rescue/Engine Type 6	5147	In Service

**Resort Improvement District #1  
General Manager's Report  
March 2022**

Rescue/Ambulance	5171	In Service
RIB 17ft Boat	5172	In Service
Yamaha Jet Ski	5173	In Service
4 x 4 Quad	5174	In Service
Polaris Ranger 6 x 6 ATV	5175	In Service

**TRAINING ACTIVITIES:**

	<u>Date</u>	<u>Description</u>	<u>F/F Turn-out</u>
Fire Drill:	3/2	DO meeting interviews	7 F/Fs
Fire Drill:	3/2	Inventory	14 F/Fs
Fire Drill:	3/9	Extrication drill	13 F/Fs
Fire Drill:	3/16	Use of KEDS	14 F/Fs
Fire Drill:	3/23	Angus-Firefighter safety in interface	22 F/Fs
Fire Drill:	3/30	Angus-Firefighting in interface unit 3, 4	17 F/Fs

**OUTSIDE TRAINING:**

	<u>Date</u>	<u>Description</u>	<u>F/F Turn-out</u>
	3/23	Tsunami Drill	7 F/Fs
	3/26	Cover Briceland Fire Dept (FF memorial)	4 F/Fs
	3/26	Ocean Rescue Training	8 F/Fs

**ELECTRICAL UTILITY**

**ELECTRICAL SERVICE CONNECTIONS:**

		<u>Locations</u>
• Services Requested:	3	117 Shaker Rd, 1237 Upper Pacific, 14 Mill Creek
• Services Connected:	1	1237 Upper Pacific
Previous Connections	3	
• F/Y Connections to date:	<u>4</u>	

**POWER OUTAGES:**

• Scheduled Outages:	0	
• Unscheduled Outages:	2	PGE Whole Cove outage, Machi Road
• Total # of Outages:	<u>2</u>	

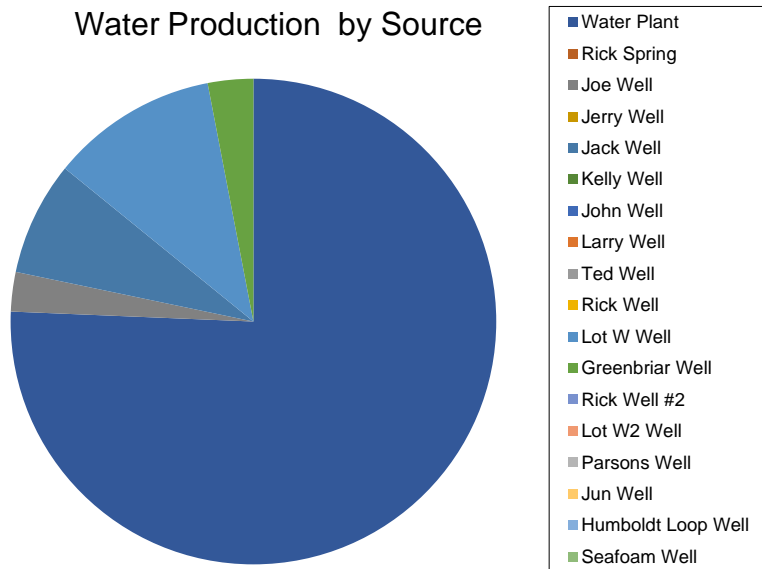
**WATER UTILITY**

• Total Gallons Finished Water Produced:	3,320,333	gallons
Water Plant (Telegraph Creek):	2,512,000	gallons
Rick Spring (Toth Rd):	0	gallons
Joe Well (Cougar Rd):	87,142	gallons
Jerry Well (Willow Glen Rd):	0	gallons
Jack Well (Willow Glen Rd):	251,702	gallons

**Resort Improvement District #1  
General Manager's Report  
March 2022**

Kelly Well (Kelly Rd):	0	gallons
John Well (King's Peak Rd):	0	gallons
Larry Well (Wood Ct):	0	gallons
Ted Well (Shaller Ct):	0	gallons
Rick Well (Toth Rd):	0	gallons
Lot W Well (Willow Glen Rd):	369,048	gallons
Greenbriar Well (Toth Rd):	100,441	gallons
Rick Well #2 (Toth Rd):	0	gallons
Lot W2 Well (Willow Glen Rd):	0	gallons
Parsons Well (Parsons Rd):	0	gallons
Jun Well (Raintree Cr):	0	gallons
Humboldt Loop Well:	0	gallons
Seafoam Well:	0	gallons

**Water Production by Source**



- Water Treatment Plant Hours of Operation: 279.1 hours
- Monthly Rainfall Total: 0.05 inches
- Previous 21/22 Annual Rainfall Total: 40.29 inches
- Current 21/22 Annual Rainfall Total: 40.34 inches

**WATER SERVICE CONNECTIONS:**

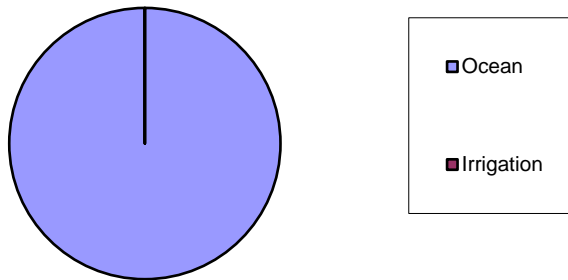
		<u>Locations</u>
• Services Requested:	2	117 Shaker, 14 Mill Creek Road
• Services Connected:	2	117 Shaker, 14 Mill Creek Road
Previous Connections	0	
• F/Y Connections to date:	<u><b>2</b></u>	

**WASTEWATER UTILITY**

**FLOWS INTO PLANT:**

High:	108,290 gals/day
Low:	19,503 gals/day
Monthly Total:	1,440,626

**Wastewater Treatment Plant Effluent**



**SEWER SERVICE CONNECTIONS:**

		<u>Locations</u>
• Services Requested:	1	117 Shaker Road
• Services Connected:	0	
Previous Connections	0	
• F/Y Connections to date:	<u>0</u>	

**CAPITAL CONSTRUCTION PROJECTS**

Construction work & Cal-Fire crews.

**INTRA DEPARTMENTAL SAFETY MEETINGS**

Date	Items Discussed
3/1/2022	Online, Target Solutions.

**ON-CALL INCIDENT REPORT**

Date/Time	Location	Description of Incident
	N/A	None Reported
Personnel Responding:	N/A	

**END OF REPORT**