



# Vancouver Rose Society

66<sup>th</sup>

# Rose Show

Sunday, June 12, 2022

12:30 - 4:30 pm

Outside VanDusen Botanical Garden

in the 'Floral Hall' at 37<sup>th</sup> & Oak St., Vancouver

*(admission to the VanDusen Botanical Garden not included)*

## Rose Show Schedule

- Rules & Regulations
- Judging Guidelines for Exhibitors
- Entry Classes



**Thank you** for your interest in entering the Vancouver Rose Society's 66<sup>th</sup> Rose Show. We welcome all novices to expert rosarians and rose lovers.

We hope this Schedule answers all your questions about the Rose Show. If you have any queries about the Schedule or Rose Show, please contact:

Elizabeth Sheppard: [shepp@shaw.ca](mailto:shepp@shaw.ca) or 604-856-5279

Brenda Viney: [brendaviney@telus.net](mailto:brendaviney@telus.net) or 604-936-1514

For novice rose Exhibitors, please visit [www.vancouverrosesociety.org](http://www.vancouverrosesociety.org) where you will find several articles about the basics of entering a Rose Show and Judging Guidelines.

## Table of Contents

General Show Rules.....	3
Exhibitor Information.....	3
Definitions of Types of Blooms.....	4
Judging Explanation for Exhibitors.....	6
Judge's Rules for Disqualification.....	6
Judge's Scoring System.....	6
Exhibitor's Schedule of Classes.....	6
• Bowls, Baskets & Bouquets.....	6
• Fragrance.....	7
• Special Displays, Floaters & Frames.....	7
• Floaters & Frames .....	7
• Minis & Minifloras.....	7
• Novices.....	8
• Hybrid Teas.....	8
• Climbers & Ramblers.....	8
• Shrubs.....	9
• David Austins.....	9
• Old Garden Roses.....	9
• Brad Jalbert & Canadian Hybridized.....	9
• Grandifloras.....	9
• Floribundas.....	10
• Photography.....	10
• Awards.....	11

## General Show Rules:

**Show Hours:** Show opens to the public June 12<sup>th</sup> from 12:30 p.m. to 4:30 p.m.

**Placing of Entries:** Sunday, June 12<sup>th</sup>, from 6:00 a.m. to 9:30 a.m. is the allocated time for Exhibitors to set up. **No entries will be allowed after the 9:30 a.m. deadline – NO EXCEPTIONS.**

**Judging:** Judging will occur on Sunday, 9:30 am to 12:15 pm. Only judges and clerks are allowed in show rooms during judging.

**Who Can Enter:** All classes are open to anyone, VRS member or not, free of charge. **Members of the same household may exhibit together as 1 household or separately as 2 exhibitors.**

**Exhibitor Grown:** All roses/flowers must have been grown outdoors by the Exhibitor for at least 1 month, except where noted. Greenery, as noted, may be purchased.

**Awards:** Awards will not be awarded unless the exhibits are considered worthy of them. The decisions of the Judges will be final. See list of awards at the end of this Show Schedule.

## Removal of Ribbons, Exhibits, Prizes

No blooms, exhibits, vases, photographs, ribbons or awards may be removed from the show tables until after the show closes at 4:30 p.m. on Sunday. Any unclaimed awards/trophies become the property of the VRS. Unclaimed show blooms will be sold at the end of the show for 50¢ per stem to help defer show costs.




## Liability

The Vancouver Rose Society and its members cannot accept any responsibility for loss or damage to an exhibitor's property including personal containers used for exhibiting.






**Exhibitor Information:**

- **Exhibitor Number:** Exhibitors must have an Exhibitor Number to exhibit at the Rose Show. This number can be obtained at the VRS April and June monthly meetings, via email to Elizabeth Sheppard or the morning of the Show.
- **Exhibit Entry Tags:** Entry tags must be used for all exhibits and are supplied by the VRS. Your Name and Exhibitor Number go under the flap and then the tag is folded up to hide your details from the Judges. Correct class number and rose variety are then entered. Place a provided elastic band through the hole on the tag and place it over the vase neck or in front of bowls, baskets, special vessels, etc.
- **Colour/Class Determination:** The correct colour should be used for all entries. The current ARS Handbook for Selecting Roses will be used for determining colour and rose type. If the rose is not listed in the ARS Handbook, then Modern Roses 12, the Combined Rose List, the Official List of Approved Exhibition Names, or the ARS website for last minute registration or classification changes will be used. *To find a colour, go online to rose.org, click on Education, then Modern Roses, then Search Roses. Enter your rose name and a description will appear with a listed 'colour'.*
- **Unlimited Entries** are allowed in all classes.
- **Correct Naming** of a rose should be done unless the name is unknown to the exhibitor; state 'Unknown' on the tag.
- **AEN** – all roses must be registered through the American Rose Society and have an Approved Exhibition Name (AEN).
- **A Novice** is a person who has never won more than three (3) first place awards in any class in any rose show.
- **Containers/Vessels** will be supplied by the VRS, unless otherwise stated. On Show day, they will be located inside the Floral Hall marked with vase 'letters' we **suggest** using (*you may change vase size to fit your size of stem(s), etc.*)
- **Bowls & Baskets** may be made at home using your own container – no points will be given for the container. Alternately, at the June 7<sup>th</sup> General Meeting, the VRS will have some available to borrow – these should be returned to the show whether used or not so they will go back to our property's room.
- **Garden Bouquets** may be made at home with your own vase or a VRS vase (on show day) with water only (no oasis). No points will be given for the container.
- **Oasis** for bowls/baskets will be offered by the VRS until our current supply is gone. As it is not environmentally sound, we are encouraging exhibitors to provide their own chicken wire supports or taped grids for those classes.
- **Wedging** for all vase classes may be Styrofoam provided by VRS (as available) or tinfoil, saran wrap, paper, etc. from home that could be wedged into the neck of the vase to keep an exhibit straight or to lengthen a stem. **Any wedging used must only be inserted into the top inch or so of the vase for easy removable at the end of the show.** Wedging should not protrude above the rim of the vase; if it does it will result in a downgraded mark.
- *Be sure to pick up personal vases at 4:30 on Sunday as anything left becomes property of the VRS.*

**Definitions of Types of Blooms:**

<p><b>Exhibition Bloom</b></p> 	<p>One classic high-centred hybrid tea-type bloom <u>with no side buds</u>, ½ to ¾ open, of triangular appearance viewed from the side and with petals unfold symmetrically with a circular outline looking down from the top. These blooms should NOT have side buds growing out of them – they should be removed (<i>see example under 'A Stem'</i>).</p> <p>The term is used mainly for hybrid teas and miniatures, however, most rose varieties are capable of producing exhibition blooms.</p> <p>Entries should be balanced and proportionate – if blooms are large, stems should be long with lots of leaves. With smaller blooms, stems may be shorter, with fewer leaves.</p>
<p><b>Decorative Bloom</b></p> 	<p>A single bloom growing on a 'stem' that is ½ to ¾ open and does <u>not</u> have the classic high centre - it may have a flat, cupped, quartered or even a sunken centre and a more 'informal' configuration of ruffled petals.</p> <p>A decorative bloom may be shown with or without side buds.</p>
<p><b>Spray (also on next page)</b></p>  <p>Floribunda Spray    Shrub Spray</p>	<p>A spray is one stem with a cluster of blooms with <b>2 or more flowers open, showing colour</b>. All varieties of roses can grow this way. If it is just 1 tight bud + 1 open bloom then that would NOT be a spray – it would be a bloom with a side bud.</p> <p>Blooms in the spray can all be fully open OR at different stages of bloom (i.e. buds, half open blooms, fully open blooms) – either way is acceptable to show.</p> <p>All varieties of roses can grow and be exhibited this way.</p>

...continued on next page

 <p>Flat Spray      Domed Spray</p>	<p><b>EXHIBITING TIP FOR SPRAYS:</b> The centre bud of a spray should be removed early in growth so there is no scar or gap – it usually opens earlier than the rest of the blooms, hence removing it gives a nicer spray of open blooms. If not done prior to show, that dead middle bloom should be cut out before exhibiting, leaving as little stub as possible.</p>
<p><b>A Stem</b></p>  <p>With Side Buds      A Spray</p>	<p>This term refers to any <b>ONE single stem or branch</b> cut off a rose bush that ends in a 'single bloom with or without side buds' (<i>if allowed in each class</i>) or 'multiple blooms/spray' – ie 1 hybrid tea, 1 decorative bloom or multiple blooms from a spray of a floribunda, shrub, OGR, etc. – all are referred to as a stem.</p> <p>1 bud + 1 bloom = 2 blooms, hence, would be disqualified in 'exhibition bloom' classes. Acceptable <b>ONLY</b> in classes calling for a 'stem or bloom <u>with</u> side buds', ie shrubs, Austins, climbers, OGRs or any other classes allowing 'side buds'.</p> <p>The term 'STEM' is used in place of saying 'single bloom or spray' in specific classes.</p>
<p><b>Buds &amp; Side Buds (circled)</b></p> 	<p>A <b>Bud</b> must have sepals down with at least 2 petals unfurling, but not more than 1/4 open.</p> <p><b>Side Buds</b> are secondary stems growing below the main bloom, out of a leaf axil. All sections specify with 'side buds' or without. Side buds are permitted on most classes except where otherwise stated and EXCEPT on 'exhibition bloom hybrid teas'.</p> <p>Disproportionate side buds may be removed to make a better exhibit. 'Disbudding' is best done early in the growing season so disbudding scars aren't penalized by the degree of distraction from the beauty of the specimen.</p>
<p><b>Stem-on-Stem</b></p> 	<p><b>All roses</b> may be exhibited with the stem holding a bloom still attached to a main cane.</p> <p>All OGRs, Shrubs &amp; Austins may be shown with the stem-on-stem break showing <b>above</b> or hiding <b>below</b> the lip of the vase.</p> <p>All other roses (hybrid tea, floribunda, grandiflora, mini) should be shown with the stem-on-stem break <b>below</b> the lip of the vase. If shown ABOVE the lip they will be downgraded in judging compared to a similar specimen in the class that does not have stem-on-stem showing.</p>
<p><b>Wedging Material</b></p>	<p>To properly 'stage' your blooms, many stems look better if they are propped up in the vase so they don't droop over. As well, short stemmed exhibits can be wedged tightly so they stand higher in the vase. Wedging material includes paper, saran wrap, tinfoil or anything else you like. <b>All wedging should be pushed into the top inch or so of the vase (for easy removal after show) so they do not stick up above the vase lip.</b></p>
<p><b>Bloom Petal Count</b></p> 	<p>Single = 4-8 petals Semi-Double = 9-16 petals Double = 17-25 petals Full = 26-40 petals Very Full = 41+ petals</p>
<p><b>Bloom Progression</b></p>	<p>3 single blooms of 1 variety in a vase: Top bloom = 1 bud, 2 petals unfurling, no more than ¼ open; Middle bloom = 1 bloom ½ - ¾ open; Bottom bloom = 1 fully open bloom, stamens may or may not be showing.</p>
<p><b>Fully Open Bloom</b></p>	<p>Any bloom more than ¾ open, stamens may or may not be showing.</p>

## Judging Explanations for Exhibitors:

### General Guidelines

- 1<sup>st</sup> place winners are judged between 9:30-12 and are perfect then but not necessarily at show opening.
- Judges know if a particular bloom is true to type in colour, form and foliage and must judge objectively.
- Judges will disqualify themselves from judging a class they have entered but they are encouraged to exhibit in the Show.
- The decision of the Judges is final.
- Exhibits placed in wrong class will be moved by the Clerks to the correct class and re- judging will take place.
- Side buds on an exhibit prohibiting them will be downgraded rather than disqualified.
- Exhibitor names must be correctly placed on entry cards but Clerks will try to correct, if possible.
- Rules for Disqualification
- Any foreign substance (e.g. leaf shine) applied to any part of the exhibit
- Not according to schedule (e.g. 1 stem shown in a class asking for 3 stems)
- Exhibitor's name missing from entry tag as rose owner/winner cannot be identified

**Judges' Scoring System:** All exhibits will be judged on the following Canadian point scale: **Total = 100 points**

- **Form** = 25 points - the shape of the bloom, configuration of the petals, degree of openness and its symmetry
- **Colour** = 25 points - should be bright and display the full depth of the true seasonal colour of the variety
- **Substance** = 20 points - freshness of the bloom where petals are firm, crisp, have texture and no discolouration or loss of sheen. The exhibit is fresh, due to the amount of moisture and starch in the petals, leaves and stem.
- **Stem, Foliage and Balance** = 20 points - stems straight and strong, foliage clean & healthy, balance of exhibit height in proportion to size of bloom and in placement of stems in multiple-stem classes.
- **Size** = 10 points - the dimensions of the bloom, ie typical size for the variety and uniformity in size.

## Exhibitor's Schedule of Classes

**Vase Selection:** All vases/holders are 'suggested' size – you may use any size that fits your blooms. Changes can be made except where a particular size is stated. Exhibitors may use their own bowls, baskets and vases where noted.

**Bowls, Baskets, Bouquets:** May be viewed from all around OR just from the front and flowers should be placed with air space around each bloom. Standard 1.5 to 2 times container height/width/depth shall apply to judging. Basket handles must be up, visible and useable. Oasis and other supports should not be visible.

Quality of Flowers and Foliage to count 70%

Presentation to count 30%

Class	Container	Description: Bowls, Baskets & Bouquets
1	Own/VRS	<b>Bowl</b> – Shrubs and/or David Austin roses, any size of bowl, one or more varieties, any colours.
2	Own/VRS	<b>Bowl</b> – Hybrid Teas, Grandifloras, Floribundas, Climbers, any size of bowl, one or more varieties, any colours.
3	Own/VRS	<b>Bowl</b> – Old Garden Roses, any size of bowl, one or more varieties, any colours.
4	Own/VRS	<b>Bowl or Basket</b> - of any type of roses, one or more varieties, with other flowers and/or greenery ( <i>greens may be purchased</i> )
5	N	<b>Basket</b> - a <i>small</i> basket of any type of roses, one or more colours.
6	X,G,H Or own	<b>Hybrid Tea Garden Bouquet</b> - <i>minimum</i> 3 single bloom stems, any varieties/colour, in a vase with home-grown flowers, herbs or greens ( <i>greens may be purchased</i> ).
7	X,G,H Or own	<b>Floribunda Garden Bouquet</b> - <i>minimum</i> 3 single bloom stems or 1 spray, any varieties/colours, in a vase with home-grown flowers, herbs or greens ( <i>greens may be purchased</i> ).
8	X,G,H Or own	<b>Shrub/Climber/Austin Garden Bouquet</b> - <i>minimum</i> 3 single bloom stems or 1 spray, any varieties/colours, in a vase with home-grown flowers, herbs or greens, etc. ( <i>greens may be purchased</i> ).
9	X,G,H Or own	<b>OGR Garden Bouquet</b> - <i>minimum</i> 3 single bloom stems or 1 spray, any varieties/colours, in a vase with home-grown flowers, herbs and greens ( <i>greens may be purchased</i> )
10	Z Or own	<b>Mini/Miniflora Garden Bouquet</b> - <i>minimum</i> 3 single bloom stems or 1 spray, any varieties/colours, in a vase with home-grown flowers, herbs or greens, etc. ( <i>greens may be purchased</i> ).

**Fragrance Classes:** Only fragrance is judged, not bloom quality. Limited to 1 bloom per vase

Class	Vase	Description: Fragrance
15	A	One bloom of an old garden rose
16	A	One bloom of a hybrid tea
17	A	One bloom of any other type of rose

## Special Displays, Floaters & Frames

**Special Display Classes:** *Note special rules for certain classes.* Oasis, frogs, saran, etc. permitted but not to be visible.

Roses, flowers and greenery may be purchased; container included in judging (except posy holder).

Substance and freshness to count as	50%
Form to count as	30%
Balance and overall effect to count as	20%

Class	Container	Description: Special Floral Displays
20	Own Cup & Saucer	Teacup & Saucer - display of 2 or more roses including other flowers and/or greenery
21	Own Unusual Container	Miniature Display - a display of 2 or more roses, any kind that may also include other flowers and greenery, in the Exhibitor's own unusual container (i.e. glassware, teapots, etc. – be sure to pick-up after show!) - size of entire exhibit, including container, not to exceed 6" (15cm) in any direction.
22	VRS Posy Holder	Pretty as a Posy - any type of roses staged in provided posy holder with other flowers and/or foliage. Accessories (ribbons, doilies, feathers, pins, etc.) allowed. The posy holders then to be mounted in a small vase provided and viewed mainly from above. Presentation/overall effect 50%. Substance/freshness 50%.
23	Own Shoe	Cinderella's Slipper - any type of roses in a fancy shoe (e.g. ceramic shoes or your own fancy shoe). Other flowers and foliage may be added and accessories (see 22). If using your own shoe, then a watertight container inside the shoe, to hold water, must be provided and concealed with moss or greenery. Presentation/overall effect 50%, Substance/freshness 50%.
24	Own Unusual Container	Maximum Display – a display of 2 or more roses, any kind that may also include other flowers and greenery, in the Exhibitor's own LARGER unusual container – there is no size restriction to this class.

Class	Container	Description: Floaters & Frames <i>(must be grown by exhibitor)</i>
25	Own bowl	Floating – 1 exhibition or decorative bloom of any type of rose except minis or mini-flora, any colour, no foliage, floating in own container (brandy glass, clear bowl, etc.). Rose should not touch sides and must be floating.
26	Own bowl	Floating - 1 exhibition or decorative bloom of a mini or miniflora, any colour, no foliage, floating in own container. Rose should not touch sides and must be floating.
27	VRS Frame	Picture Frame - one decorative bloom or exhibition bloom of any rose, except miniature and mini-flora, with one 3 or 5 leaflet leaf. Leaf may be pinned in place and exhibit must be contained within the frame. <i>Limited frames available at Show.</i>
28	VRS Frame	Picture Frame - one decorative bloom or exhibition bloom of a miniature or miniflora in a picture frame with one 3 or 5 leaflet leaf. Leaf may be pinned in place and exhibit must be contained within the frame. <i>Limited frames available at Show.</i>

## Miniature & Miniflora Roses Classes:

Class	Vase	Description: Miniature & Miniflora Roses – exhibition blooms
30	T	One exhibition bloom
31	D	3 exhibition blooms, 1 or more varieties

Class	Vase	Description: Miniature & Miniflora Roses - sprays
32	D	One spray
33	D	One spray, single or semi-double petals
34	D / T	One spray of a climbing miniature rose
35	D	3 sprays, any varieties

Class	Vase	Description: Miniature & Miniflora Roses – Miscellaneous Classes
36	T	One fully open decorative bloom
37	T	One decorative bloom
38	D	3 decorative blooms, 1 or more varieties
39	B / D	Bloom Progression

### Novice Classes:

Class	Vase	Description: Novice Classes
40	A	One exhibition bloom of a hybrid tea
41	A	One spray of a floribunda, grandiflora, shrub or Austin rose
42	A	One stem of an Old Garden rose

### Large Flowered Roses Classes:

Class	Vase	Description: Hybrid Teas – Exhibition Blooms
50	A	One exhibition bloom - white, near white, mauve and their blends
51	A	One exhibition bloom - yellow and their blends
52	A	One exhibition bloom - red and their blends
53	A	One exhibition bloom – pink and their blends
54	A	One exhibition bloom – orange, orange-pink, apricot or russet and their blends
55	A	One fully open exhibition bloom
56	E	3 exhibition blooms - white, near white, mauve, pink and their blends, 1 or more varieties
57	E	3 exhibition blooms - yellow, apricot, all orange, russet, red and their blends, 1 or more varieties
58	E	<b>Joan Yeomans Challenge</b> - 3 exhibition blooms in a vase: 1 red, 1 pink and 1 yellow, or their blends

Class	Vase	Description: Hybrid Teas - Miscellaneous Classes
59	A	One spray, any colour
60	A	One decorative bloom, single or semi-double
61	A	One decorative bloom, double, full or very full
62	E	3 Stems – 1 hybrid tea or grandiflora, 1 floribunda, 1 shrub or Austin, any colours
63	E	Bloom Progression of a hybrid tea or grandiflora

Class	Vase	Description: Large Flowered Climbers & Rambling Roses
70	A / E	One stem of a large flowered climber
71	E / G	3 stems of large flowered climbers, 1 or more varieties
72	A / B	One stem of a Hybrid Wichurana or H. Multiflora
73	A / G	3 stems of Hybrid Wichuranas or H. Multifloras, 1 or more varieties



Class	Vase	Description: Shrub Roses
		<i>Not David Austin Roses</i>
80	A / B / E	One stem, single or semi-double petals
81	A / B / E	One stem, double, full or very full petals
82	A / B / E	One stem of a Hybrid Rugosa
83	A / B / E	One stem of a Polyantha
84	A / B / E	One stem of a Hybrid Musk
85	E / G / H	3 stems, single or semi-double petals, 1 or more varieties
86	E / G / H	3 stems, double, full or very full petals, 1 or more varieties
87	E / G / H	3 sprays, 3 different varieties

Class	Vase	Description: David Austin Roses
		<i>Not shrub roses</i>
90	A	One decorative bloom
91	A / E	One spray
92	A	One stem, single or semi-double petals
93	A	One stem, double, full or very full petals
94	A / E	3 decorative blooms, 1 or more varieties
95	B / G	3 sprays, 1 or 2 varieties
96	B / G	3 sprays, 3 different varieties

Class	Vase	Description: Old Garden Roses
		***Please write year of introduction on entry tag for OGRs***
100	A / B	One stem - Species
101	A / B	One stem - Gallica
102	A / B	One stem - Damask or Autumn Damask
103	A / B	One stem - Centifolia
104	A / B	One stem - Alba
105	A / B	One stem - Moss
106	A / B	One stem - China
107	A / B	One stem - Portland
108	A / B	One stem - Bourbon
109	A / B	One stem - Tea or Noisette
110	A / B	One stem - Hybrid Perpetual
111	A / B	One stem - any other OGR
112	A / E	3 decorative blooms, 1 variety
113	A / E	3 decorative blooms, 2 or more varieties
114	A / E	3 sprays, 1 variety
115	A / E	3 sprays, 2 or more varieties

Class	Vase	Description: Brad Jalbert & Canadian Hybridized Roses
		To honour our world-renowned rose hybridizer and life-time VRS member, Brad Jalbert of Select Roses, we are pleased to create a class exclusively for roses bred by Brad. As well we honour all the other Canadian hybridizers who have been active in Canada for many years.
120	A	One stem hybridized by Brad Jalbert, whether or not it is registered or in commerce
121	A	One stem of a Canadian bred, named rose, any variety, other than a Jalbert rose

Class	Vase	Description: Grandifloras
		130
131	A / E	One decorative bloom
132	A / E	One spray
133	E	3 stems, any colour, 1 or more varieties

Class	Vase	Description: Floribundas – Sprays
140	A	One spray – red, white or near white and their blends
141	A	One spray - yellow or pink and their blends
142	A	One spray - mauve, apricot or all orange and their blends
143	A	One spray - single or semi-double variety
144	E / G / H	3 sprays – 1 or 2 varieties
145	E / G / H	3 sprays - 3 different varieties

Class	Vase	Description: Floribundas - Miscellaneous Classes
146	A	One exhibition bloom
147	A	One decorative bloom
148	E	<b>Janet A. Wood Challenge</b> - 3 sprays: floribunda, shrub, Austin or any combinations, any colours of orange, orange pink, orange red, apricot or their blends

## Photography Classes:

### Rules and Regulations

- Photos must be taken by the Exhibitor within the last 3 years.
- Photographs entered in a previous VRS show may not be entered in this show.
- Entries are limited to 3 photographs per class per Exhibitor.
- Photographs must be at least 5" x 7" or max 8" x 10" in size and then matted (*not framed*). *Inexpensive mats can be found at dollar stores.*
- The roses in the photograph should be named on the entry tag, if possible, but will not affect judging.
- The name of the Exhibitor must **not** appear on the face of the photograph or on its mat. **Presence of a name will cause the entry to be disqualified.**
- Exhibitors must label their photographs **on the back** with their name and indicate the 'TOP' of the photo so that it will be placed in the correct direction.
- Ribbons will be awarded for 1<sup>st</sup>, 2<sup>nd</sup> and 3<sup>rd</sup> winners in each class and a Rosette and Keepsake Award will be given for the best overall entry.
- Photographs must remain in place until the close of the show.
- Scale of points for rose photography: **Total 100 points**

Perfection of Bloom(s)	30 points
Photographic Excellence	30 points
Composition	30 points
Colour Fidelity	10 points

Class	Description: Photography
PH1	One close-up shot of an exhibition bloom, any kind of rose.
PH2	One close-up shot of a decorative ( <i>ie not exhibition stage</i> ) bloom, any kind of rose ( <i>can be single or multi-petalled</i> ).
PH3	One spray ( <i>2 or more blooms open</i> ) of any kind of rose, shot either close-up, as a full stem or on a bush.
PH4	Any shot of a rose bloom, stem or bush, digitally manipulated (e.g. Photoshop).
PH5	One or more rose bushes in one shot.
PH6	A vase of roses - can include other flowers and greenery.
PH7	A shot of a garden that includes mainly roses.

## Awards for Vancouver Rose Society Rose Show

These are the Rosettes and Keepsakes Awards that will be awarded this year. To maintain a set number of Awards, various classes will be selected on rotation year to year. All ribbons/awards can be picked up on Sunday at 4:30 pm. Trophies will be engraved and handed out at our September General Meeting. All trophies are awarded for two years until they need to be returned prior to our next scheduled rose show.

If extra Keepsake Awards are available, the VRS may, at the discretion of the Show Chair, offer them arbitrarily to certain miscellaneous classes deemed worthy of an extra prize.

1. **Best Rose In Show** – Single stem Hybrid Tea - Classes 40 and 50 to 54 – Large Rosette, Keepsake Award and V.R.S. Challenge Trophy
2. **The Dowager Queen**, Best Old Garden Rose introduced *before* 1867 – Classes 42 and 100 to 111 – Large Rosette, Keepsake Award and V.R.S. Perpetual Trophy
3. **The Victorian Award**, Best Old Garden Rose introduced in 1867 or after – Classes 42 and 100 to 111 – Large Rosette, Keepsake Award and Peter Beales Victorian Award
4. **Best White in Show** – Classes 50 & 40 (if winner is White) – Rosette
5. **Best Mauve in Show** – Classes 50 & 40 (if winner is Mauve) – Rosette
6. **Best Yellow in Show** – Classes 51 & 40 (if winner is Yellow) – Rosette
7. **Best Red in Show** – Classes 52 & 40 (if winner is Red) – Rosette
8. **Best Pink in Show** – Classes 53 & 40 (if winner is Pink) – Rosette
9. **Best Orange/Apricot/Russet in Show** – Classes 54 & 40 (if winner is Orange/Apricot/Russet) – Rosette
10. **Best Single Spray of a Floribunda** – Classes 41 and 140 to 143 – Rosette and Keepsake Award
11. **Best Single Stem of a Grandiflora** – Classes 130 to 132 – Rosette and Keepsake Award
12. **Best Single Stem of a Shrub Rose (excluding Austins)** – Classes 80 to 84 and 41 (if winner is a Shrub) – Rosette and Keepsake Award
13. **Best Single Stem of a David Austin Rose** – Classes 90 to 93 and 41 (if winner is an Austin) – Rosette and Keepsake Award
14. **Best Exhibit of a Large Flowered Climber or Rambling Rose** – Classes 70 to 73 – Rosette and Keepsake Award
15. **Best Exhibition Bloom of a Miniature/Miniflora Rose** – Class 30 – Rosette and Keepsake Award
16. **Best Spray of a Miniature/Miniflora Rose** – Class 32 to 34 – Rosette and Keepsake Award
17. **Best Multi-Stem Exhibit Miniature or Miniflora Rose** – Classes 31, 35, 38 – Rosette, Keepsake Award and Janet Henry Trophy
18. **Best Novice Exhibit** – Classes 40 to 42 – Rosette and Keepsake Award
19. **Best Bowl or Basket** – Classes 1 to 5 – Rosette, Keepsake Award and Archie Selwood Memorial Tray
20. **Best Garden Bouquet** – Classes 6 to 10 – Rosette
21. **Best Special Display Classes** – Classes 20 to 24 – Rosette
22. **Best Special Display or Garden Bouquet** – Best out of Classes 6 to 10 and 20 to 24 – Rosette, Keepsake Award and Finlay-Viney-Wood Trophy
23. **Joan Yeomans Challenge** – Class 58 – Rosette and Keepsake Award
24. **Janet A. Wood Challenge** – Class 148 – Rosette and Keepsake Award
25. **Best Three Exhibition Blooms Hybrid Tea** – Classes 56, 57 – Rosette
26. **Best Three Sprays of Floribundas** – Classes 144-145 – Rosette and Keepsake Award
27. **Best Three Stems of a Shrub Rose (excluding Austins)** – Classes 85 to 87 – Rosette
28. **Best Three Stems of a David Austin Rose** – Classes 94 to 96 – Rosette and Keepsake Award
29. **Best Three Stems of an Old Garden Rose** – Classes 112 to 115 – Rosette
30. **Best Three Stems in Show** – Classes 56-58, 62, 71, 73, 85-87, 94-96, 112-115, 133, 144, 145, 148 – Rosette, Keepsake Award and Joan Yeomans Trophy
31. **Most Fragrant Rose in Show** – Classes 15 to 17 – Rosette
32. **Best Photograph** – Classes PH1 to PH7 – Rosette and Keepsake Award
33. **Best Bloom Progression** – Classes 39, 63 – Rosette and Keepsake Award
34. **Best Canadian-bred Rose** – Classes 120, 121 – Rosette and Keepsake Award

**Vancouver Rose Society**  
**[vancouverrosesociety.org](http://vancouverrosesociety.org)**

