


# Great Basin Basketmakers

Continuing 10,000 Years of Basket Arts



## Newsletter

**November 2023**

**Volume 37 Number 10**

**Edited by  
Karen Olson**

[www.greatbasinbasketmakers.org](http://www.greatbasinbasketmakers.org)

## Zoom

**November 2, 2023  
10 am—3 pm  
Sparks Masonic Center**

Welcome to fall, this will be our last meeting of 2023.  
If you took Nettie's class in October and need to finish your swing-handled market basket, please bring it to the November meeting and if you did finish it, bring it for show and tell.

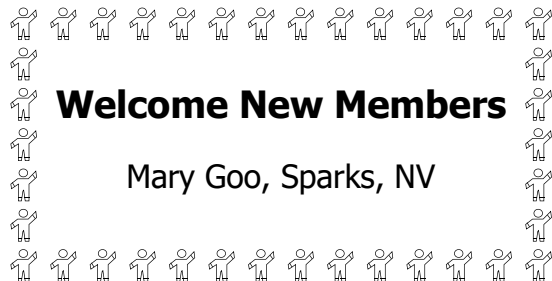
We are having a surprise weaving project after the business meeting and show and tell.

We have not scheduled a Christmas Potluck at this time, if anyone has suggestions or would like to host a get together please contact Betty or a board member.

We will be having a planning meeting in January at Betty's home "The Promenade" on Court St at 11:30 am bring a sack lunch and your ideas for the coming year. The date has not been set, yet.

Membership renewal time is approaching and we are always looking for volunteers to help out with the newsletter, classes, meetings, etc.

**Next Month's Newsletter Editor:**  
**Sue Ann Monteleone**  
**[samonte@charter.net](mailto:samonte@charter.net)**  
**Please submit articles for the**  
**winter newsletter by**  
**November 15**

  
**Welcome New Members**  
Mary Goo, Sparks, NV

# Message Center

Ann Taylor sent in a recipe for a tea & coffee stain for basketry which she got from a post on Pinterest from the Oklahoma Basket Supply:

3/4 cup hot water

4 tablespoons instant coffee

3 tablespoons instant tea

Mix & heat until dissolved

Using a spray bottle, spray a **DRY** basket

Spray 1 coat & let dry (spray 2nd coat for a darker color)

Hi Weavers,

Let's talk about some basketry terminology. We've been welcoming new members to our guild and suddenly I realized that not everyone knows the jargon we use while instructing a basket weaving class. So I thought it would be a good idea to cover some fundamental terms:

**Stakes or spokes** — These are the materials that make up the foundation of the basket, like the bones of the basket creating the base and the shape. In the reed world, the term stakes typically refers to flat reed, while spokes is more often used while working with round reed.

**Cut and Tuck** — This term refers to the process of folding over stakes, and cutting stakes around the top of a basket in preparation for the rim. The stakes that sit in front of the top weaver (sometimes referred to as the false rim) get folded over the weaver creating a "lock" holding everything in place as it gets folded into the interior of the basket, trimmed down and tucked behind weavers in the inner wall of the basket. Stakes that sit behind the top weaver get trimmed off flush with the upper edge of the top weaver. The result is an alternating cut and tuck series around the top of the basket.

**Start-and-stop weave** — This is one row at a time weaving. Weave all the way around the basket, then overlap the ends so they are tucked away out of sight.

Weaving terminology can be very confusing, as different regional and cultural communities may use different terms to describe a similar process or function. It's always a challenge to put words together to describe a technique or process that someone is trying to learn and understand. I would like to make this a monthly blurb, so if there are some terms which peak your curiosity—let me know.

Cheers, Karen O

## The GBB Facebook page

is a platform for members and interested folks to share their love of basketry by sharing photos of their projects. It is also to share upcoming events including workshops, classes, meetings, and exhibits that would be of interest to GBB members and the public.

It is meant to be an encouraging, supportive, positive and safe place for all to use and enjoy. Please submit photos, news, events, etc. to [GBBFBpage@gmail.com](mailto:GBBFBpage@gmail.com)

Peggy Camp has agreed to manage the Facebook page.

# Classes

**Double-Triple Basket**  
**November 16, 2023**  
**9:30 am-3:30 pm**  
**Sparks Masonic Center**  
**Instructor: Karen Olson**



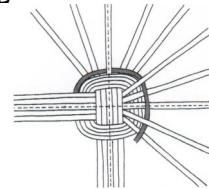
This is a medium size round reed basket with an overlaid base. Double three-rod wale worked with two colors creates an interesting look, as does the Japanese rolled border worked around a No. 8 core to make a sturdy braid.

This Flo Hoppe basket includes a variety of techniques: three-rod wale, Japanese weave, 2/2 four rod wale, hidden joins. It's an excellent project to learn new techniques or just practice some known ones.

Class Fee: \$30 member, \$40 non-member  
 Material Fees: \$15

Contact Karen at [kvmikesell@hotmail.com](mailto:kvmikesell@hotmail.com) or 775-843-1361 to sign-up.

**OVERLAID BASE  
 WITH  
 JAPANESE  
 WEAVE**



Nettie & Jen



Victoria



Julia Richardson joined us from Ohio and we welcomed two new members, Mary Goo and Karen Dollar.



Gloria and Gayleen

**Nettie Fox's Class**  
**Janice's Basket**




Betty



Jen

Sue Ann



Norma



**JENNIFER ZURICK'S  
Black Willow Bark Workshop  
at St Mary's Art Center,  
September 26-28, 2023**



Left to right: Jennifer Zurick, Gayleen Roy, Jennifer Jay, Peggy Camp, Betty Hulse, Bonnie Kennedy, Paula Sauvageau, Sue Ann Monteleone, Karen Olson, Nettie Fox, and Norma Darrough. Missing are Gloria Johnnie-Roblas & Michele Richards.



**Jennifer's Black  
Willow Bark baskets**



**Visiting the Nevada State Museum's  
basket vault, so many beautiful  
baskets. Tour guides Gene Hattori  
and Anna Camp tell the stories  
behind the museum's collections.**





**Wonderful three days spent weaving with good natural materials, good friends, & good fellowship.**



**Our Black Willow  
bark baskets  
in process**





Oct 5, 2023, GBB General Meeting Minutes submitted by Sandy Zoerner.

Regular meeting at Sparks Masonic Center. The meeting was called to order at 10:10 am by Betty Hulse. There were approximately 11 members attending plus 5 via ZOOM. Karen Olson reported there is a total of \$8,799.24 cash on hand in the treasury as of the end of September. This includes \$6,900 in savings and \$1,896 in checking. We were \$17.09 to the good, after all expenses were paid for the workshop at St. Mary's Art Center in Virginia City.

Lorrie Moore reported the library is all up to date and cataloged. DVD's & CD Roms are ready for check-out. There are small booklets and pamphlets with basket patterns. There are plastic name tags available for \$1.00 if you do not have one. Please wear your name tag during the meetings or Lorrie will start fining you. Raffle items include some wax linen, a Papago basket, and some reed. Buy your raffle tickets from Lorrie.

Program for today is making cordage. There will also be a demonstration of the proper use of the Rigby cutter.

November program is to be a surprise by Karen. No Christmas party planned for December unless someone

volunteers their home to host a gathering. January will be a planning meeting to discuss projects for next year. This will be held at Betty's place of residence, "The Promenade." Time will be 11:30 am. Bring a brown bag lunch. Workshops include: Nettie Fox teaching "Janice's Market Basket" on Oct. 19. There will be a couple of different options. The basket has wooden swing handles. Class Fee: \$30 plus \$20 materials. The November workshop will be a Flo Hoppe basket taught by Karen. This will be a double/triple pattern.

Nettie confirmed instructor (Ann Taylor) for next year's retreat at Zephyr Point set for May 14-17. Ann will be teaching a sampler basket using round reed. Nettie is working on options for the other classes. Check-in is set for 3:30pm on May 14. Cost is \$375 for a shared room which includes meals and \$570 for a single. Class fees will be extra. A silent auction will be held similar to last year.

There were numerous show & tell items of various projects and designs. So many wonderful, talented members in our guild.



## SHOW AND TELL



There will be a special willow workshop in June 2024 with Eli Goodwin. He will be teaching an Irish Creel (not a fishing creel) similar to the one Sue Ann made in Oregon last summer. It's an interesting technique—building a basket from the rim down or upward. The class will be a two day class at Karen Olson's home. More details to follow.



## 2023 Officers and Committee Members

President: Betty Hulse  
 Vice President : Vacant  
 Guild Secretary: Vacant  
 Treasurer: Karen Olson  
 Membership: Vacant

Board Chair: Trisha Work  
 Board At Large: Nettie Fox  
 Board At Large:  
 Board At Large: Sue Ann Monteleone  
 Board At Large: Lorrie Moore

Committees: Classes: Vacant; Library: Lorrie Moore; Special Workshops: Sue Ann Monteleone; Exhibits & Shows:; Grants: Betty Hulse, Karen Olson; Raffle: Lorrie Moore; Website: Karen Olson, Newsletter Editors: Sue Ann Monteleone, Karen Olson.

If you are able to volunteer your service to help out GBB in any way, please contact Betty Hulse at 775-747-5794 or email to [betty.hulse5@yahoo.com](mailto:betty.hulse5@yahoo.com)

**Arnies Arts N Crafts** Located Houghton Lake, MI [www.basketpatterns.com](http://www.basketpatterns.com) 800-563-2356 Reed, cane, tools, patterns, gourd patterns & tools, books and many wooden bases.

**Consolidated Thread Mills** Located Fall River, MA [www.consolidatedthreadmills.com](http://www.consolidatedthreadmills.com) 508-672-0032 Good source artificial sinew, waxed linen and craft cords. Call for pricing.

**Royalwood Ltd** Located Mansfield, OH [www.royalwoodltd.com](http://www.royalwoodltd.com) 800-526-1630 Books, patterns, weaving materials, reed, waxed linen, caning supplies, shaker tape, Spend \$100.00 or more and qualify for wholesale prices.

**The Caning Shop** 926 Gilman St, Berkeley, CA 94710 [www.caning.com](http://www.caning.com) 800-544-3373 Your source for caning, basketry and gourd crafting supplies, tools, and books.

**V. I. Reed and Cane, Inc** Located in Omaha NE [www.basketweaving.com](http://www.basketweaving.com) 800-852-0025 Reed, tools, caning, books and kits. Good quality of reed.

### Great Basin Basketmakers Membership Application/Renewal

#### Annual Membership Dues:

Electronic newsletter recipients: ☐ Individual: \$25/year (\$10 additional/year for family membership)  
 Hard Copy newsletter recipients: ☐ Individual: \$35/year (\$10 additional/year for family membership)

Date \_\_\_\_\_ Amount: \$ \_\_\_\_\_ New \_\_\_\_\_ Renewal \_\_\_\_\_

Name \_\_\_\_\_

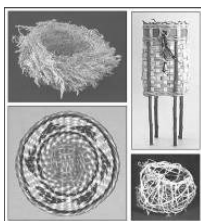
Address \_\_\_\_\_

City \_\_\_\_\_ State \_\_\_\_\_ Zip \_\_\_\_\_

Telephone (\_\_\_\_\_) \_\_\_\_\_ Email \_\_\_\_\_

*Send this completed form and check payable to Great Basin Basketmakers and mail to:*

**Great Basin Basketmakers**  
**8175 S. Virginia St. #850**  
**PMB 293**  
**Reno, Nevada 89511**



**Great Basin Basketmakers**  
8175 S. Virginia St. #850  
PMB 293  
Reno, NV 89511



## **Great Basin Basketmakers** Established January 1987

Meetings the first Thursday of each month at Sparks Masonic Center located at 2425 Pyramid Way, Sparks, NV. Our new hours for meetings are 10 AM for our business meeting, followed by show and tell,, then a mini workshop. All are welcome and we will be providing ZOOM access for those members who can't attend the meeting.

Membership dues for Great Basin Basketmakers are \$25 per yr, \$10 extra per yr. for family membership (living at the same address), \$10 extra for a mailed newsletter. Membership includes monthly newsletter, access to large library and reduced workshop rates. Dues are to be paid annually in January.

Please direct address, email changes, membership dues, and requests for membership to GBB, 8175 S. Virginia St. #850, PMB 293, Reno NV 89511

Questions regarding workshops, events, etc. may be directed to Karen Olson at [kvmikesell@hotmail.com](mailto:kvmikesell@hotmail.com) or check our website at: [www.greatbasinbasketmakers.org](http://www.greatbasinbasketmakers.org).

Information to be exchanged among GBB members may be directed to: [gbbreno@gmail.com](mailto:gbbreno@gmail.com).

If you would like to submit to GBBs Facebook page please send to [GBBFBpage@gmail.com](mailto:GBBFBpage@gmail.com)

## **Our Mission Statement**

The main focus of the Great Basin Basketmakers is to make baskets, to learn everything possible about the tradition and techniques of basketry and to pass this knowledge along to others.

