

RESORT IMPROVEMENT DISTRICT #1
GENERAL MANAGER'S REPORT
JUNE 2022

GENERAL MANAGER'S ACTIVITIES:

- Attended field staff meetings.
- Corresponded with community members, public agencies, and community organizations.
- Corresponded with HBHRCD regarding Mario's Marina property appraisal.
- Finalized draft 2022/23 budget.
- Completed next step of CalPERS Social Security Election paperwork.

ADMINISTRATION DEPARTMENT:

- Attended various board meetings and staff meetings.
- Updated and made adjustments to RID web page for .gov compliance and posted new utility rate increase notice.
- Completed next step of CalPERS Social Security Election paperwork.
- New employee orientation.
- Distributed quarterly Basic Inspection of Terminals (BIT) paperwork for CHP vehicle compliance.
- Performed annual driver record checks on RID drivers.

WATER TREATMENT DEPARTMENT:

- Rugid 9 SCADA fails, get rebooted.
- Filter #1 media, replaced.
- Pre-Cl₂ injector rebuilt.
- Installed rebuilt chlorine rotameter.
- Emergency eyewash/shower station tested.
- Sedimentation pond drained, cleaned, and refilled.
- Blackout spheres placed back into sedimentation pond.

**Resort Improvement District #1
General Manager's Report
JUNE 2022**

- Consumer Confidence Report (CCR) 2021 completed and uploaded to State and RID website.
- Rebuilt vacuum regulator installed.

WASTEWATER TREATMENT DEPARTMENT:

- Chlorine contact chamber cleaned.
- Annual chronic toxicity effluent testing completed.
- Steve's Septic Service hauls 4- 2500-gallon tank loads of wastewater sludge out.
- Flow meters calibrated, by Telstar.
- Sludge bags hauled to Eel River Transfer Station, Fortuna for disposal.
- New battery installed on wastewater plant, emergency backup generator.
- Emergency eyewash/shower stations tested.

POWER GENERATION & DISTRIBUTION DEPARTMENT:

- Performed tree work.
- Trip to Chico to pick up new holder from Qtac.
- Outage for oil sampling on switch gear.
- Start pole and transformer clearing.
- Outage on tie-line.
- Installed new batteries for Generator 1.
- Trip to Garberville for PG&E training.
- Trouble shoot weather station communication problems.
- Assisted other departments.

PARKS AND RECREATION AND MISCELLANEOUS:

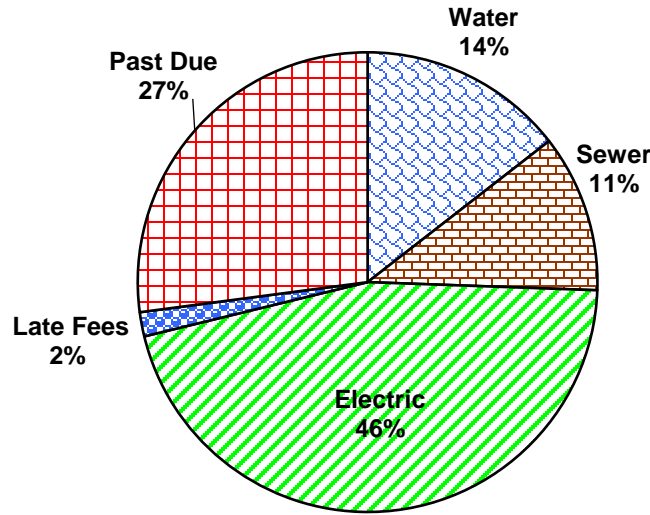
- None to report.

END OF GENERAL DISCUSSION
Provided by: RID Staff Members
OPERATIONAL DATA FOLLOWS

APPENDIX OF OPERATIONAL DATA FOR THE MONTH OF JUNE 2022

ADMINISTRATION

**Utility
 Billing:**



Utility	Residential Utilities	Residential Capital Fac	Commercial Utilities	Commercial Capital Fac	Total Billing	Last Years Billing Total
Water	\$28,623	\$0	\$3,713	\$0	\$26,637	\$37,565
Sewer	\$22,171		\$2,575		\$24,699	\$22,408
Electric	\$76,472	\$0	\$25,432	\$0	\$89,481	\$118,277
Late Fees	\$3,568		\$235		\$4,879	\$7,097
Past Due	\$56,976		\$3,514		\$66,919	\$65,652

Total	\$187,810	\$0	\$35,468	\$0	\$212,615	\$250,999
	84.1%	0.0%	15.9%	0.0%		

Utility	Residential Usage	Commercial Usage	RID Usage	Total Metered Usage	Last Years Total Metered Usage
Water (cuft)	301,694	54,152	62,371	418,217	531,931
	72.1%	12.9%	14.9%		
Elec (KwH)	229,474	70,531	47,022	347,027	395,309
	66.1%	20.3%	13.5%		

Resort Improvement District #1
 General Manager's Report
 JUNE 2022

PARKS AND RECREATION

GOLF LINKS:

Revenue Source	Previous Balance	Monthly Total	F/Y to Date	Budget
Greens Fee Total	\$10,883.00	\$1,115.00	\$11,998.00	
Total Revenue to Date			\$11,998.00	\$10,000.00

**GOLF LINKS GREEN FEE HONOR SYSTEM SUMMARY
 THANKYOU FOR SUPPORTING CONTINUED OPERATION**

Honorable Golfers June 2022

Name	Greens Fees		JUNE 2022 Total Amount
		6/30	
Kiosk Cash		\$321.00	\$321.00
Kiosk CC		\$794.00	\$794.00
Annual Greens Fee Passes			\$0.00
TOTAL			\$1,115.00

FIRE DEPARTMENT

RESPONSES:

	<u>Number</u>	<u>Date</u>	<u>Amount</u>	<u>F/F Turn-out</u>
Public Assist: Lockout	5244	6/3	1	1 F/F
Medical Aid:	5319	6/6	1	6 F/F
Public Assist: Tree in Rd	5320	6/6	1	1 F/F
Wildland Fire: Fireworks	5340	6/6	1	6 F/F
Walk-in: Medical	5354	6/7	1	6 F/F
Public Assist: Lockout	5373	6/7	1	1 F/F
Medical Aid: w/Transport	5421	6/8	1	3 F/F
Medical Aid: Walk-in	5451	6/9	1	1 F/F
Public Assist: Tree in Rd	5496	6/10	1	3 F/F
Medical Aid: Check Seal	5497	6/10	1	1 F/F
Public Assist: Rock Rescue	5550	6/12	1	6 F/F
Medical Aid: Unresponsive	5569	6/13	1	7 F/F
Medical Aid: Fall/Arm Injury	5570	6/13	1	5 F/F
Medical Aid: Dog Bite	5572	6/13	1	6 F/F

**Resort Improvement District #1
General Manager's Report
JUNE 2022**

Medical Aid: Finger Injury	5785	6/18	1	6 F/F
Medical Aid: W/Violence	5786	6/18	1	6 F/F
Medical Aid: Head Injury	5851	6/20	1	6 F/F
Public Assist: Lockout	5885	6/21	1	1 F/F
Public Assist	5898	6/21	1	1 F/F
MC Down/Gulch Assist	6070	6/25	1	4 F/F
Medical Aid	6188	6/28	1	5 F/F
Medical Aid	6255	6/30	1	5 F/F
Medical Aid: W/ Helicopter	6258	6/30	1	8 F/F

EQUIPMENT STATUS:

	ID	
Command/Ocean Rescue	5100	In Service
Brush Engine	5111	In Service
WUI Type 1 Engine	5116	In Service
Command Type 6 Wildland Engine	5146	In Service
Rescue/Engine Type 6	5147	In Service
Rescue/Ambulance	5171	In Service
RIB 17ft Boat	5172	In Service
Yamaha Jet Ski	5173	In Service
4 x 4 Quad	5174	In Service
Polaris Ranger 6 x 6 ATV	5175	In Service

TRAINING ACTIVITIES:

	<u>Date</u>	<u>Description</u>	<u>F/F Turn-out</u>
Med Drill:	6/1	AARS (After Action Report)	19 F/F
Fire Drill:	6/8	Duty Officer's Meeting	6 F/F
Med Drill:	6/8	Linda Scales:Debriefing	12 F/F
Fire Drill:	6/15	Pumping From Pond	16 F/F
Fire Drill:	6/22	Hose Lays	16 F/F
Fire Drill:	6/29	Call Review:Ready for July 4th	20 F/F

OUTSIDE TRAINING:

6/25	Ocean Rescue Training	8 F/F
6/27	SHFCA at Redway	2 F/Fs

ELECTRICAL UTILITY

ELECTRICAL SERVICE CONNECTIONS:

		<u>Locations</u>
• Services Requested:	0	
• Services Connected:	0	
Previous Connections	<u>6</u>	
• F/Y Connections to date:	<u>6</u>	

**Resort Improvement District #1
General Manager's Report
JUNE 2022**

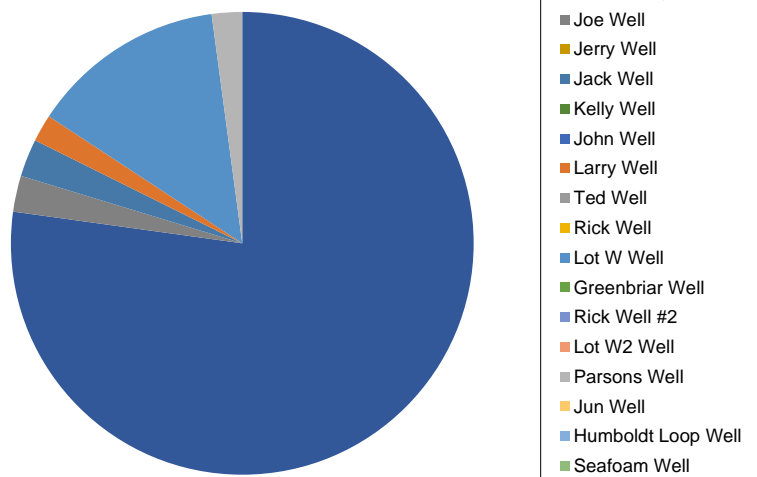
POWER OUTAGES:

- Scheduled Outages: 1 Whole Cove
 - Unscheduled Outages: 1 PG&E Whole Cove
-
- Total # of Outages: 2

WATER UTILITY

- Total Gallons Finished Water Produced: 4,029,053 gallons
- Water Plant (Telegraph Creek): 3,110,000 gallons
- Rick Spring (Toth Rd): 0 gallons
- Joe Well (Cougar Rd): 101,578 gallons
- Jerry Well (Willow Glen Rd): 0 gallons
- Jack Well (Willow Glen Rd): 105,992 gallons
- Kelly Well (Kelly Rd): 0 gallons
- John Well (King's Peak Rd): 0 gallons
- Larry Well (Wood Ct): 76,797 gallons
- Ted Well (Shaller Ct): 0 gallons
- Rick Well (Toth Rd): 0 gallons
- Lot W Well (Willow Glen): 549,182 gallons
- Greenbriar Well (Toth Rd): 0 gallons
- Rick Well #2 (Toth Rd): 0 gallons
- Lot W2 Well (Willow Glen): 0 gallons
- Parsons Well 85,504 gallons
- Jun Well 0 gallons
- Humboldt Loop Well 0 gallons

Water Production by Source



- Water Treatment Hours of Operation: 345.6 hours
- Monthly Rainfall Total: 4.21 inches
- July to May Rainfall Total: 52.92 inches
- Current 21/22 Annual Rainfall Total: 57.13 inches

**Resort Improvement District #1
General Manager's Report
JUNE 2022**

WATER SERVICE CONNECTIONS:

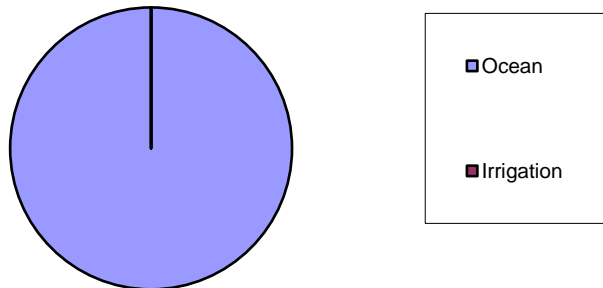
		<u>Locations</u>
• Services Requested:	1	1237 Upper Pacific Dr
• Services Connected:	2	1237 Upper Pacific Dr 780 Wolverine Way
Previous Connections	<u>2</u>	
• F/Y Connections to date:	<u>4</u>	

WASTEWATER UTILITY

FLOWS INTO PLANT:

High:	144,327 gals/day
Low:	34,419 gals/day
Monthly Total:	2,054,674

Wastewater Treatment Plant Effluent



SEWER SERVICE CONNECTIONS:

		<u>Locations</u>
• Services Requested:	1	1237 Upper Pacific Dr
• Services Connected:	1	1237 Upper Pacific Dr
Previous Connections	<u>1</u>	
• F/Y Connections to date:	<u>2</u>	

CAPITAL CONSTRUCTION PROJECTS

Construction work & Cal-Fire Crews.

**Resort Improvement District #1
General Manager's Report
JUNE 2022**

INTRA DEPARTMENTAL SAFETY MEETINGS

Date	Items Discussed
6/1/2022	Online, Target Solutions.

ON-CALL INCIDENT REPORT

Date/Time	Location	Description of Incident
	None to Report	
Personnel Responding:		

END OF REPORT