



Google Classroom

To use Classroom, you sign in on your computer or mobile device and join classes. After you join a class, you can get work from your teacher and communicate with your classmates.

You will join your classes by:

- **Accepting an invite** - Your teachers will each send you an invite. You can accept all those invites after logging into Google with your stcofa1.org credentials and then using the drop down menu on top right and going to Classroom.

After you join a class on one device, you're enrolled in that class for all devices.

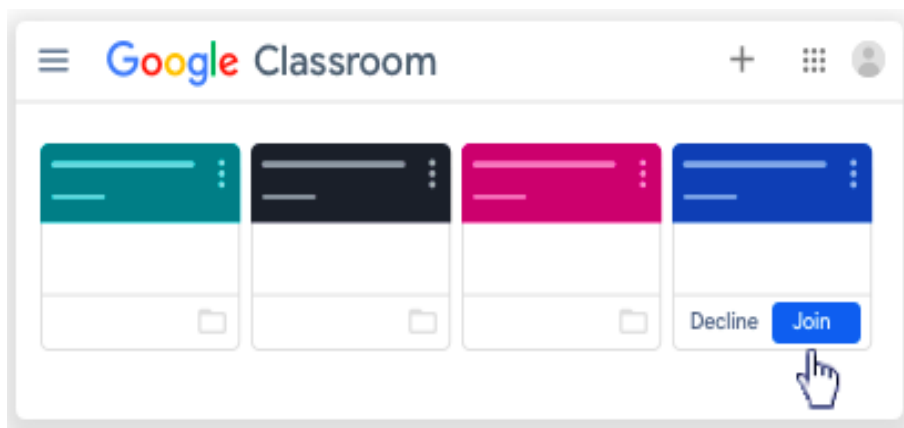
LOG-IN INFORMATION:

Middle school students will use the same username and password from the previous year.


Please message your Homeroom teacher if needed.

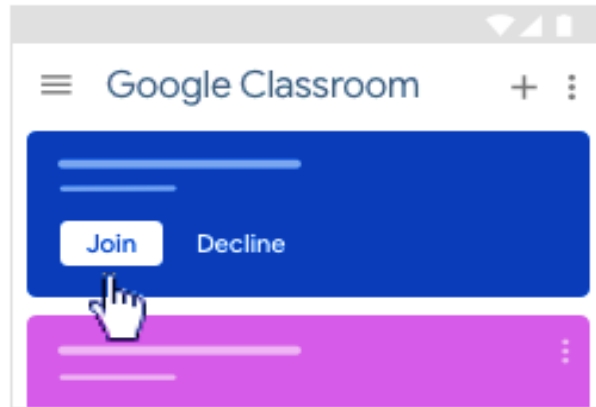
COMPUTER:

1. Go to classroom.google.com.
2. Make sure to sign in with the correct account. If you're already signed in and need to switch accounts, in the top-right corner, click your profile picture > select or add your account.
3. On the class card, click Join.




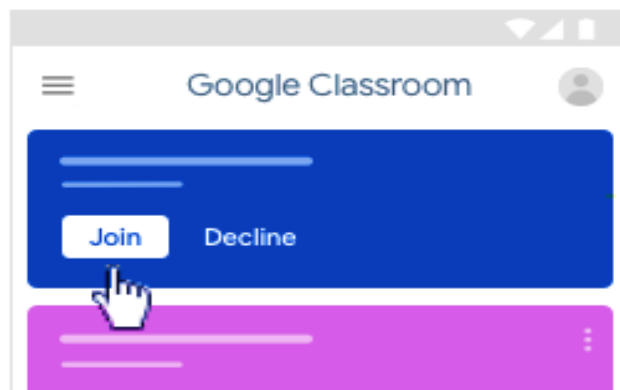
ANDROID:

1. Tap Classroom .
2. Make sure to sign in with the correct account. If you're already signed in and need to switch accounts, in the top-left corner, tap Menu ☰ > select or add your account.
3. On the class card, tap Join.



iPHONE & IPAD:

1. Tap Classroom .
2. Make sure to sign in with the correct account. If you're already signed in and need to switch accounts, in the top-right corner, tap your profile picture > select or add your account.
3. On the class card, tap Join.



Parents/guardians will be invited to follow their own student by each teacher using the email address that they use for Class Dojo. Then, Google will send weekly updates to that email about student progress.