



SACHS é uma
marca da ZF



Versão 01 | Válido a partir de 04.2015

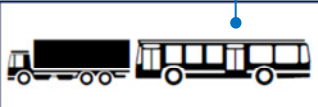







Amortecedor para a linha pesada



SACHS

Guia do Catálogo

					
Marca, modelo e motor do veículo	Ano de fabricação	Código produto dianteiro	Dados do produto dianteiro	Código produto traseiro	Dados do produto traseiro
			Obs. Superior Inferior		Obs. Superior Inferior
Ford Caminhão					
Cargo 1113 / 1313 MWM D 229-6	85-86	315 714	G25/51 G25/51	315 716	G25/54 G25/54
Cargo 1114 / 1117 / 1314 / 1317 / 1514 / 1517 BSD 666	85-86	315 714	G25/51 G25/51	315 716	G25/54 G25/54

Símbolos e abreviações

<->	Todos
->	A partir de
<-	Até

Tipos de fixação

P	Pino
A	Argola

Informação Geral



Os produtos indicados neste catálogo devem ser instalados apenas por profissionais habilitados.

Indique em seus pedidos sempre a referência completa, por exemplo:

Amortecedor

315 903

Índice

Sistema de Fixação

Linha Pesada

Ford	1
Iveco	3
Mercedes Benz	4
Scania	9
Volkswagen	14
Volvo	18
Referência Cruzada	20

					
			Obs. Superior Inferior		Obs. Superior Inferior

Ford Caminhão							
Cargo 1113 / 1313 MWM D 229-6	85-86	315 714	A25/51	A25/51	315 716	A25/54	A25/54
Cargo 1114 / 1117 / 1314 / 1317 / 1514 / 1517 BSD 666	85-86	315 714	A25/51	A25/51	315 716	A25/54	A25/54
Cargo 1215 BSD 666	87-90	315 714	A25/51	A25/51	315 716	A25/54	A25/54
Cargo 1215 CUMMINS 6 BTAA	91-01	315 714	A25/51	A25/51	315 716	A25/54	A25/54
Cargo 1217 CUMMINS 6 BTAA	00-02	315 714	A25/51	A25/51	315 716	A25/54	A25/54
Cargo 1218 BSD 666	87-87	315 714	A25/51	A25/51	315 716	A25/54	A25/54
Cargo 1317 / 1517 / 1717 CUMMINS 6 BTAA	02-06	315 714	A25/51	A25/51	315 716	A25/54	A25/54
Cargo 1317 E CUMMINS INTERACT 4	05-12	315 714	A25/51	A25/51			
Cargo 1415 6.6 FTO	87-91	315 714	A25/51	A25/51	315 716	A25/54	A25/54
Cargo 1415 CUMMINS 6 BTAA	92-02	315 714	A25/51	A25/51	315 716	A25/54	A25/54
Cargo 1417 - 160 II CUMMINS 6 BTAA	00-03	315 714	A25/51	A25/51	315 716	A25/54	A25/54
Cargo 1418 / 1615 / 1618 BSD 666	87-89	315 714	A25/51	A25/51	315 716	A25/54	A25/54
Cargo 1419 BSD 666	90-92	315 714	A25/51	A25/51	315 716	A25/54	A25/54
Cargo 1421 / 1621 CUMMINS 6 CTAA	00-03	315 714	A25/51	A25/51	315 716	A25/54	A25/54
Cargo 1422 CUMMINS 6 CTAA	91-00	315 714	A25/51	A25/51	315 716	A25/54	A25/54
Cargo 1517 E / 1717 E CUMMINS INTERACT 4	05-12	315 714	A25/51	A25/51	315 716	A25/54	A25/54
Cargo 1521 / 1721 CUMMINS 6 BTAA	02-05	315 714	A25/51	A25/51	315 716	A25/54	A25/54
Cargo 1615 T / 1619 BSD 666	90-91	315 714	A25/51	A25/51	315 716	A25/54	A25/54
Cargo 1617 CUMMINS 6 BTAA	91-03	315 714	A25/51	A25/51	315 716	A25/54	A25/54
Cargo 1618 MWM D 6.10 TCA	92-99	315 714	A25/51	A25/51	315 716	A25/54	A25/54
Cargo 1622 CUMMINS 6 CTAA	91-03	315 714	A25/51	A25/51	315 716	A25/54	A25/54
Cargo 1630 CUMMINS 6 BTAA	01-04	315 714	A25/51	A25/51	315 716	A25/54	A25/54
Cargo 1719 CUMMINS ISB4	12->	315 714	A25/51	A25/51	315 716	A25/54	A25/54
Cargo 1722 CUMMINS 6 CTAA	02-06	315 714	A25/51	A25/51	315 716	A25/54	A25/54
Cargo 1722 E CUMMINS INTERACT 6	06-12	315 714	A25/51	A25/51			
Cargo 1731 CUMMINS 6 CTAA	03-05	315 714	A25/51	A25/51	315 716	A25/54	A25/54
Cargo 1933 CUMMINS ISL8	11-11	315 714	A25/51	A25/51			
Cargo 2218 BSD 666	88-89	315 714	A25/51	A25/51			

					
			Obs. Superior Inferior		Obs. Superior Inferior

Ford Caminhão

Cargo 2319 BSD 666	90-91	315 714	A25/51	A25/51		
Cargo 2322 CUMMINS 6 CT	91-95	315 714	A25/51	A25/51		
Cargo 2324 7.8 LTC	90-91	315 714	A25/51	A25/51		
Cargo 2421 CUMMINS 6 BTAA	04-05	315 714	A25/51	A25/51		
Cargo 2422 CUMMINS 6 CT	91-06	315 714	A25/51	A25/51		
Cargo 2422 E / 2428 E / 2628 E CUMMINS INTERACT 6	06-12	315 714	A25/51	A25/51		
Cargo 2425 CUMMINS 6 CTAA	97-03	315 714	A25/51	A25/51		
Cargo 2622 / 2631 CUMMINS 6 BTAA	02-06	315 714	A25/51	A25/51		
Cargo 2622 E CUMMINS INTERACT 6	05-12	315 714	A25/51	A25/51		
Cargo 2626 CUMMINS 6 CTAA	02-06	315 714	A25/51	A25/51		
Cargo 2630 CUMMINS 6 CTAA	98-02	315 714	A25/51	A25/51		
Cargo 2632 E CUMMINS ISC 320 P5	06-08	315 714	A25/51	A25/51		
Cargo 2831 CUMMINS 6 BTAA	05-06	315 714	A25/51	A25/51		
Cargo 2932 E CUMMINS ISC 320 P5	06-08	315 715	A25/51	A25/51		
Cargo 3133 CUMMINS ISC 315 P5	06->	315 715	A25/51	A25/51		
Cargo 3222 CUMMINS 6 BTAA	02-05	315 714	A25/51	A25/51		
Cargo 3224 CUMMINS 6 CTAA	90-97	315 714	A25/51	A25/51		
Cargo 3530 CUMMINS 6 CTAA	91-96	315 714	A25/51	A25/51		
Cargo 4030 CUMMINS 6 CTAA	94-02	315 714	A25/51	A25/51		
Cargo 4030 - leito CUMMINS 6 CTAA	96-02	315 714	A25/51	A25/51		
Cargo 4031 CUMMINS 6 CTAA	02-06	315 714	A25/51	A25/51		
Cargo 4031 - leito CUMMINS 6 CTAA	02-02	315 714	A25/51	A25/51		
Cargo 5031 CUMMINS 6 BTAA	05-05	315 715	A25/51	A25/51		
Cargo 5032 E CUMMINS ISC 320 P5	06-08	315 715	A25/51	A25/51		
Cargo 6332 E CUMMINS ISCe	07-11	315 715	A25/51	A25/51		
Cargo 712 E CUMMINS B3.9	10-12	315 903	A16/100	A16/64		
Cargo 712 E EURO III CUMMINS B3.9	07-09	315 903	A16/100	A16/64		
Cargo 814 CUMMINS 4 BTAA	96-01	315 903	A16/100	A16/64		

					
			Obs. Superior Inferior		Obs. Superior Inferior

Ford Caminhão

Cargo 815 - 150 II CUMMINS 4 BTAA	00-06	315 903	A16/100	A16/64		
Cargo 815 E CUMMINS INTERACT 4	04-12	315 903	A16/100	A16/64		
Cargo 816 CUMMINS ISB4 SCR	12->	315 903	A16/100	A16/64		
F-14000 MWM D 229-6	88-94	315 903	A16/100	A16/64		
F-14000 MWM D 6.10	95-99	315 903	A16/100	A16/64		
F-19000 MWM D 229-6	80-82	315 903	A16/100	A16/64		
F-2000 MWM D 229-4	80-85	315 903	A16/100	A16/64		
F-21000 MWM D 229-6	80-85	315 903	A16/100	A16/64		
F-22000 4.9 L 12V SOHC L6	84-85	315 903	A16/100	A16/64		
F-22000 MWM D 229-6	82-91	315 903	A16/100	A16/64		

Ford Ônibus

B-12000 MWM D 6.10	93-96	315 773	A25/50	A25/50	315 713	A25/50	A25/50
FB 4000 MWM D 229-4	82-85	315 773	A25/50	A25/50	315 713	A25/50	A25/50

Iveco Caminhão

Eurotech 450 8210.42K	99-05	315 904	P	A16/50		
Eurotech 450 TB 375CV 8210.42K	04-05	315 904	P	A16/50		
Eurotech 450 TM 375CV 8210.42K	04-06	315 904	P	A16/50		
Eurotech 740 E 3500 8210.42K	03-08	315 904	P	A16/50		
Eurotrakker 450 8210.42K	99-01	315 904	P	A16/50		
Eurotrakker MP380E 8210.42K	05-08	315 904	P	A16/50		
Eurotrakker MP720E 8210.42K	05-10	315 904	P	A16/50		
Power Star 450E 4600 8210.42K	04-05	315 904	P	A16/50		
Trakker 310 T36 FPT Cursor 9	11->	315 904	P	A16/50		
Trakker 380T 38 / 42 8210.42K	09->	315 904	P	A16/50		
Trakker 410T 42/48 FPT Cursor 13	11->	315 904	P	A16/50		
Trakker 720T 42 8210.42K	09->	315 904	P	A16/50		

					
			Obs. Superior Inferior		Obs. Superior Inferior

Mercedes Benz Caminhão

1214 C OM 366	97-00	315 905	A16/50	A16/50	315 845	A20/62	A20/62
1214 K OM 366	99-99	315 905	A16/50	A16/50	315 845	A20/62	A20/62
1215 C OM 904 LA	00-04	315 905	A16/50	A16/50	315 846	A20/62	A20/62
1318 OM 904 LA	03-04	315 905	A16/50	A16/50	315 845	A20/62	A20/62
1418 / 1718 M96 OM 366 A TB	00-02	315 905	A16/50	A16/50	315 845	A20/62	A20/62
1420 OM 366 LA	02-05	315 905	A16/50	A16/50			
1714 K OM 366	94-96	315 905	A16/50	A16/50	315 845	A20/62	A20/62
1718 OM 904 LA	08-09	315 905	A16/50	A16/50	315 845	A20/62	A20/62
1718 OM 904 LA	10-11	315 905	A16/50	A16/50	315 845	A20/62	A20/62
1718 OM 904 LA	12-13	315 905	A16/50	A16/50	315 845	A20/62	A20/62
1718 OM 904 LA	14->	315 905	A16/50	A16/50	315 845	A20/62	A20/62
1718 / 1718 A OM 366 A TB	91-93	315 905	A16/50	A16/50	315 845	A20/62	A20/62
1718 K OM 366 A TB	91-99	315 905	A16/50	A16/50	315 845	A20/62	A20/62
1718 M OM 904 LA	01-07	315 905	A16/50	A16/50	315 845	A20/62	A20/62
1720 OM 366 LA	97-08	315 905	A16/50	A16/50	315 845	A20/62	A20/62
1720 OM 366 LA TB	02-05	315 905	A16/50	A16/50	315 845	A20/62	A20/62
1723 OM 366 LA TB	99-02	315 905	A16/50	A16/50	315 845	A20/62	A20/62
1728 OM 906 LA	03-06	315 905	A16/50	A16/50	315 846	A20/62	A20/62
1938 S OM 457 LA	00-06				315 719	A16/50	A16/50
1944 S OM 457 LA	02-06	315 905	A16/50	A16/50	315 719	A16/50	A16/50
2038 S OM 447 LA	94-98				315 719	A16/50	A16/50
2638 OM 447 LA	97-97	315 905	A16/50	A16/50			
2638 S OM 447 LA	95-97	315 905	A16/50	A16/50			
2726 OM 457 LA	08-13	315 905	A16/50	A16/50			
2726 OM 906 LA	12->	315 905	A16/50	A16/50			
ACCELLO 1016 OM 924 LA	11->				315 718	A14/62	A16/50
ACCELLO 815 OM 924 LA	11->				315 718	A14/62	A16/50
ACCELLO 915 C OM 904 LA	03-11				315 718	A14/62	A16/50

					
			Obs. Superior Inferior		Obs. Superior Inferior

Mercedes Benz Caminhão

ACCELO 715 C OM 612 LA	03-09				315 718	A14/62 A16/50
AXOR 1933 OM 926 LA	05->	315 907	A16/50	A16/50		
AXOR 2035 / 2044 / 2540 / 2640 OM 457 LA	05-11	315 907	A16/50	A16/50		
AXOR 2036 / 2041 / 2536 / 2541 / 2641 OM 457 LA	12->	315 907	A16/50	A16/50		
AXOR 2040 OM 926 LA	05-11	315 907	A16/50	A16/50		
AXOR 2533 OM 926 LA	05->	315 907	A16/50	A16/50		
AXOR 2535 OM 926 LA	09-11	315 907	A16/50	A16/50		
AXOR 2544 / 2644 OM 457 LA	05->	315 907	A16/50	A16/50		
AXOR 2625 OM 926 LA	11-11	315 907	A16/50	A16/50		
L / LB / LK 2216 OM 352	76-87	315 905	A16/50	A16/50		
L / LB / LK 2217 OM 352	87-91	315 905	A16/50	A16/50		
L / LB / LK 2219 OM 355-5	78-87	315 905	A16/50	A16/50		
L / LB / LK 2220 OM 449	87-91	315 905	A16/50	A16/50		
L / LK 1114 OM 352	95-96	315 905	A16/50	A16/50		
L / LK 1214 OM 364 LA TB	89-97	315 905	A16/50	A16/50	315 845	A20/62 A20/62
L / LK 1214 OM 366	89-97	315 905	A16/50	A16/50	315 845	A20/62 A20/62
L / LK 1313 OM 352	70-87	315 905	A16/50	A16/50		
L / LK 1314 OM 352	87-91	315 905	A16/50	A16/50		
L / LK 1318 / 1514 / 1518 OM 352	87-89	315 905	A16/50	A16/50	315 845	A20/62 A20/62
L / LK 1414 / 1618 / 1621 OM 366	89-96	315 905	A16/50	A16/50	315 845	A20/62 A20/62
L / LK 1513 OM 352	70-87	315 905	A16/50	A16/50	315 845	A20/62 A20/62
L / LK 1517 OM 355-5	86-87	315 905	A16/50	A16/50	315 845	A20/62 A20/62
L / LK 2214 OM 366	87-89	315 905	A16/50	A16/50		
L 1218 EL OM 904 LA	01-04	315 905	A16/50	A16/50	315 845	A20/62 A20/62
L 1218 M96 OM 366 A TB	89-02	315 905	A16/50	A16/50	315 845	A20/62 A20/62
L 1315 OM 352	80-80	315 905	A16/50	A16/50		
L 1316 OM 352 A	75-87	315 905	A16/50	A16/50		
L 1317 OM 352 A	86-90	315 905	A16/50	A16/50		

					
			Obs. Superior Inferior		Obs. Superior Inferior

Mercedes Benz Caminhão

L 1318 E OM 904 LA	12->	315 905	A16/50	A16/50		
L 1318 E OM 906 LA	06-11	315 905	A16/50	A16/50		
L 1319 OM 366	84-86	315 905	A16/50	A16/50		
L 1418 OM 366 A TB	89-97	315 905	A16/50	A16/50	315 845	A20/62 A20/62
L 1418 EL OM 904 LA	01-05	315 905	A16/50	A16/50	315 845	A20/62 A20/62
L 1418 M96 OM 366 A TB	89-01	315 905	A16/50	A16/50	315 845	A20/62 A20/62
L 1516 OM 352 A	75-86	315 905	A16/50	A16/50	315 845	A20/62 A20/62
L 1518 OM 352	87-90	315 905	A16/50	A16/50	315 845	A20/62 A20/62
L 1519 OM 355-5	73-87	315 905	A16/50	A16/50	315 845	A20/62 A20/62
L 1614 OM 366	89-94	315 905	A16/50	A16/50	315 845	A20/62 A20/62
L 1620 E Euro 5 OM 906 LA	12->	315 905	A16/50	A16/50	315 846	A20/62 A20/62
L 1620 E Euro III OM 906 LA	06-11	315 905	A16/50	A16/50	315 846	A20/62 A20/62
L 1620 M96 OM 366 LA TB	96-04	315 905	A16/50	A16/50	315 846	A20/62 A20/62
L 1620 M96 Mec OM 366 LA TB	00-11	315 905	A16/50	A16/50	315 846	A20/62 A20/62
L 1622 OM 904 LA	01-05	315 905	A16/50	A16/50	315 846	A20/62 A20/62
L 1625 OM 449 A	90-96	315 905	A16/50	A16/50	315 845	A20/62 A20/62
L 1714 OM 366	91-93	315 905	A16/50	A16/50	315 845	A20/62 A20/62
L 2013 / 2213 OM 352	70-87	315 905	A16/50	A16/50		
L 2014 OM 352	87-90	315 905	A16/50	A16/50		
L 2017 OM 352	90-91	315 905	A16/50	A16/50		
L 2213 6.8 L	83-84	315 905	A16/50	A16/50		
L 2215 OM 366	85-86	315 905	A16/50	A16/50		
L 2216 6.8 L	87-88	315 905	A16/50	A16/50		
L 2216 OM 352	77-87	315 905	A16/50	A16/50		
L 2219 6.8 L	84-84	315 905	A16/50	A16/50		
L 2225 OM 355-5	89-91	315 905	A16/50	A16/50		
L 2314 OM 366	90-93	315 905	A16/50	A16/50		
L 2318 OM 366 A TB	90-96	315 905	A16/50	A16/50		

					
			Obs. Superior Inferior		Obs. Superior Inferior

Mercedes Benz Caminhão

L 2318 OM 366 A TB	95-99	315 905	A16/50	A16/50		
L 2325 OM 449 A TB	90-00	315 905	A16/50	A16/50		
L 2635 OM 447 LA TB	94-99	315 905	A16/50	A16/50		
L 2638 OM 457 LA	99-06	315 905	A16/50	A16/50		
L M1316 OM 352	75-80	315 905	A16/50	A16/50	315 845	A20/62 A20/62
LA 1418 OM 366 A TB	89-04	315 905	A16/50	A16/50	315 845	A20/62 A20/62
LAK 1314 OM 352	87-88	315 905	A16/50	A16/50		
LB / LK 2213 OM 352	72-87	315 905	A16/50	A16/50		
LB / LK 2318 OM 366 A TB	90-93	315 905	A16/50	A16/50		
LB / LK 2325 OM 449 A TB	90-93	315 905	A16/50	A16/50		
LK / LAK 1418 OM 366 A TB	89-93	315 905	A16/50	A16/50	315 845	A20/62 A20/62
LK 1113 OM 352	71-87	315 905	A16/50	A16/50		
LK 1114 / LAK 1317 / L / LK 1318 OM 352	87-89	315 905	A16/50	A16/50		
LK 1316 OM 352	75-87	315 905	A16/50	A16/50		
LK 1317 OM 352	86-87	315 905	A16/50	A16/50		
LK 1516 OM 352	80-86	315 905	A16/50	A16/50	315 845	A20/62 A20/62
LK 1519 OM 355-5	76-87	315 905	A16/50	A16/50	315 845	A20/62 A20/62
LK 1614 OM 366	90-95	315 905	A16/50	A16/50	315 845	A20/62 A20/62
LK 2215 6.8 L	84-85	315 905	A16/50	A16/50		
LP 1520 OM 352	67-91	315 905	A16/50	A16/50	315 845	A20/62 A20/62
LS 1519 OM 355-5	73-87	315 905	A16/50	A16/50		
LS 1524 OM 355-6	85-87	315 905	A16/50	A16/50		
LS 1525 OM 355-6	87-90	315 905	A16/50	A16/50		
LS 1625 OM 449 LA	90-93	315 905	A16/50	A16/50	315 845	A20/62 A20/62
LS 1630 OM 449 LA TB	90-98	315 905	A16/50	A16/50		
LS 1632 OM 449 LA	99-02	315 905	A16/50	A16/50		
LS 1634 OM 447 LA TB	01-06	315 905	A16/50	A16/50		
LS 1634 OM 457 LA	12->	315 905	A16/50	A16/50		

					
			Obs. Superior Inferior		Obs. Superior Inferior

Mercedes Benz Caminhão

LS 1634 Euro III OM 457 LA	06-11	315 905	A16/50	A16/50		
LS 1721 OM 366 LA TB	92-98	315 905	A16/50	A16/50	315 845	A20/62 A20/62
LS 1935 OM 447 LA TB	90-98	315 905	A16/50	A16/50	315 846	A20/62 A20/62
LS 1938 OM 457 LA	98-05	315 905	A16/50	A16/50	315 846	A20/62 A20/62
LS 1941/45 OM 447 LA	90-98	315 905	A16/50	A16/50	315 846	A20/62 A20/62
LS 2635 OM 447 LA TB	95-99	315 905	A16/50	A16/50	315 846	A20/62 A20/62
LS 2638 OM 457 LA	99-06	315 905	A16/50	A16/50	315 846	A20/62 A20/62

Mercedes Benz Ônibus

Chassi LO/OH 1317 OM 352	88-89				315 845	A20/62 A20/62
Chassi OF 1113 OM 352	82-87				315 845	A20/62 A20/62
Chassi OF 1313 OM 352	69-79				315 845	A20/62 A20/62
Chassi OF 1314 OM 352	87-88				315 845	A20/62 A20/62
Chassi OF 1318 OM 366 LA TB	97-99				315 845	A20/62 A20/62
Chassi OF 1417 OM 904 LA Eletron.	98-04				315 847	A20/62 A20/62
Chassi OF 1418 OM 904 LA Eletron.	04->				315 845	A20/62 A20/62
Chassi OF 1618 OM 366	92-94				315 845	A20/62 A20/62
Chassi OF 1620 OM 366	93-96				315 845	A20/62 A20/62
Chassi OF 1721 OM 924 LA Eletron.	97-07	315 906	A16/50	CM16/63	315 846	A20/62 A20/62
Chassi OF 1722 OM 924 LA Eletron.	02->	315 906	A16/50	CM16/63	315 846	A20/62 A20/62
Chassi OF 1820 OM 366	94-03				315 845	A20/62 A20/62
Chassi OF/OH 1316 OM 352	80-87				315 845	A20/62 A20/62
Chassi OF/OH 1318 OM 366	90-96				315 845	A20/62 A20/62
Chassi OH 1315 OM 352	87-94				315 845	A20/62 A20/62
Chassi OH 1315 OM 366	93-93				315 845	A20/62 A20/62
Chassi OH 1418 EL OM 904 LA Eletron.	03-07				315 845	A20/62 A20/62
Chassi OH 1419 / LO/OH 1517 OM 355-5	80-87				315 845	A20/62 A20/62
Chassi OH 1420 OM 355-5	87-89				315 845	A20/62 A20/62
Chassi OH 1420 OM 366 LA	98-03				315 845	A20/62 A20/62

					
			Obs. Superior Inferior		Obs. Superior Inferior

Mercedes Benz Ônibus

Chassi OH 1421 L OM 366 LA	03-03			315 845	A20/62 A20/62
Chassi OH 1517 OM 355-5	76-79			315 845	A20/62 A20/62
Chassi OH 1518 OM 352	87-89			315 845	A20/62 A20/62
Chassi OH 1520 OM 355-5	89-94			315 845	A20/62 A20/62

Scania Caminhão

(G / P) 360 LA 4X2/6x2 / CB 6x4/8x4 DC13 FASE 7	12->	315 848	P	A23/51	
(G / P) 420 A4X2/6x2/6x4 / B6x4 DC12 06 420	08-12	315 848	P	A23/51	
(G / R) 400 CA / CB 6X4 / LA 4x2/6x2 DC13 FASE 7	12->	315 848	P	A23/51	
(G / R) 440 A6X2 / 6x4 DT12 18 440	08-12	315 848	P	A23/51	
(G / R) 440 CA 6X4 / CB 6x4/8x4 / LA 4x2/6x2/6x4 DC13 FASE 7	12->	315 848	P	A23/51	
(G / R) 480 CA 6X4 / CB 8x4/10x4 / LA 4x2/6x2/6x4 DC13 FASE 7	12->	315 848	P	A23/51	
(P / R) 124 CA 360 / GA 400X / GA 420X / GB 400 DC12 01 400 / 420	05-05	315 848	P	A23/51	
(P / R) 124 CB / GA 360 DSC12 02 360	98-05	315 848	P	A23/51	
(R / T) 112 EW / HW / Intercooler DS 11	89-91	315 848	P	A23/51	
(R / T) 112 H / HS / ES / Intecooler DS 11	87-89	315 848	P	A23/51	
(R / T) 112 MA / H / T112 E DS 11	81-87	315 848	P	A23/51	
(R / T) 113 E / H DS 11	91-98	315 848	P	A23/51	
(R / T) 124 GA 400 DC12 01 400	01-06	315 848	P	A23/51	
(R / T) 142 ES / HS Intercooler DS 14	87-89	315 848	P	A23/51	
G 380 A4X2/6x2 DC12 17 380	08-12	315 848	P	A23/51	
G 420 / 470 B6X4 / 8x4 DT12 06 470	10-12	315 848	P	A23/51	
G 440 A4X2 DT12 18 440	08-10	315 848	P	A23/51	
G 470 A4X2 / 6x2 / 6x4 DT12 06 470	08-12	315 848	P	A23/51	
G 480 A6X2 DC16 04 480	08-12	315 848	P	A23/51	
LK 140 DS 14	75-79	315 848	P	A23/51	
LK 141 DS 14	78-82	315 848	P	A23/51	
P 114 CA / (P / R / T) 114 GA 320 DSC 11 T	98-99	315 848	P	A23/51	

					
			Obs. Superior Inferior		Obs. Superior Inferior

Scania Caminhão

P 114 CB / GA 360 DSC 11	98-00	315 848	P	A23/51		
P 114 CB 340 DSC 11 07	06-07	315 848	P	A23/51		
P 114 GA 330 DSC 11 07	04-05	315 848	P	A23/51		
P 114 GA 330 DSC 11 07	98-03	315 848	P	A23/51		
P 114 GA 340 DSC 11 07	05-07	315 848	P	A23/51		
P 114 GB 330 DSC 11 06	04-04	315 848	P	A23/51		
P 114 LA 340 DSC 11 07	06-06	315 848	P	A23/51		
P 124 CA / CB 400 DC12 01 400	03-05	315 848	P	A23/51		
P 124 CA 360 DSC 12 02	98-05	315 848	P	A23/51		
P 124 CA 4 DC12 01 420	00-07	315 848	P	A23/51		
P 124 CB 360 DSC 12 TB	00-05	315 848	P	A23/51		
P 124 CB 420 DC12 01 420	01-07	315 848	P	A23/51		
P 124 GA 360 DSC 12 TB	98-98	315 848	P	A23/51		
P 124 GA 360 DSC12 02 360	99-05	315 848	P	A23/51		
P 124 GA 420 DC12 01 420	02-06	315 848	P	A23/51		
P 124 LA 360 DC12 02 360	05-05	315 848	P	A23/51		
P 124 LA 420 DC12 01 420	00-06	315 848	P	A23/51		
P 124 LA 420 DC12 01 420	02-05	315 848	P	A23/51		
P 230 B4X2 DC9 13 230	08-08	315 848	P	A23/51		
P 250 / 310 CB 6X4/8x4 / DB 4x2/6x2/8x2 / LA 4x2 DC09 FASE7	12->	315 848	P	A23/51		
P 270 A4X2 DC9 12 270	08-11	315 848	P	A23/51		
P 270 CB DC09E02 FASE 7	12->	315 848	P	A23/51		
P 310 A4X2 / B6x4 DC9 11 310	08-11	315 848	P	A23/51		
P 310 B8X4 DC9 11 310	10-11	315 848	P	A23/51		
P 340 A4X2 DC11 08 340	08-11	315 848	P	A23/51		
P 340 A6X2 DC11 08 340	09-11	315 848	P	A23/51		
P 340 B4X2 DC11 08 340	10-11	315 848	P	A23/51		
P 420 B8X4 DC12 06 420	08-12	315 848	P	A23/51		

					
			Obs. Superior Inferior		Obs. Superior Inferior

Scania Caminhão

P 93 HS DSC 9 12	95-98	315 848	P	A23/51		
P 94 CB 260 DSC 9 12	98-02	315 848	P	A23/51		
P 94 CB 310D DC9 21 310	05-07	315 848	P	A23/51		
P 94 DB 230 DC9 19 230	04-06	315 848	P	A23/51		
P 94 DB 260 DC9 19 260	04-04	315 848	P	A23/51		
P 94 DB 260 DSC 9 12	98-04	315 848	P	A23/51		
P 94 DB 270 DC9 21 260	06-07	315 848	P	A23/51		
P 94 DB 270 DC9 21 270	04-07	315 848	P	A23/51		
P 94 GA 260 DC9 21 260	98-05	315 848	P	A23/51		
P 94 GA 270 DC9 21 260	05-07	315 848	P	A23/51		
P 94 GA 300 DC9 21 300	04-04	315 848	P	A23/51		
P 94 GA 310D DC9 21 310	04-09	315 848	P	A23/51		
R 112 E DS 11	82-87	315 848	P	A23/51		
R 112 ES DS 11	87-88	315 848	P	A23/51		
R 112 H DS 11	82-84	315 848	P	A23/51		
R 112 H Intercooler DS 11	85-87	315 848	P	A23/51		
R 114 GA 330 DSC 11 TB	99-05	315 848	P	A23/51		
R 114 GA 360 DSC 11	98-99	315 848	P	A23/51		
R 114 GA 380 DC12 07 380	05-08	315 848	P	A23/51		
R 114 LA 380 DC12 07 380	05-07	315 848	P	A23/51		
R 114 LA 380 DC12 07 380	06-07	315 848	P	A23/51		
R 124 CB 420 DC12 01 420	04-06	315 848	P	A23/51		
R 124 GA / GB 420 / CB / GA 470 DSC12 02 360	06-08	315 848	P	A23/51		
R 124 GA 360X DSC12 02 360	05-05	315 848	P	A23/51		
R 124 GA 420 DC12 01 420	98-07	315 848	P	A23/51		
R 124 GB 360 DSC12 02 360	00-05	315 848	P	A23/51		
R 124 LA 360 DSC 12 TB	98-05	315 848	P	A23/51		
R 124 LA 400 DC12 01 400	01-07	315 848	P	A23/51		

					
			Obs. Superior Inferior		Obs. Superior Inferior

Scania Caminhão

R 124 LA 420 DC12 01 420	98-10	315 848	P	A23/51		
R 142 E DS 14	84-86	315 848	P	A23/51		
R 142 HW 4x2 Intercooler DS 14	89-91	315 848	P	A23/51		
R 142 MA / H / T 142 E DS 14	81-87	315 848	P	A23/51		
R 143 E DS 14	91-95	315 848	P	A23/51		
R 164 CA 480 D12 TB	02-06	315 848	P	A23/51		
R 164 GA 480 DSC 12 TB	01-08	315 848	P	A23/51		
R 164 GB 580 D12 D TB	04-04	315 848	P	A23/51		
R 380 A4X2 / 6x2 DT12 06 470	10-12	315 848	P	A23/51		
R 380 A4X2 3.EIXO DT12 18 440	10-12	315 848	P	A23/51		
R 420 A 4x2 3.EIXO / A 6x2/6x4 DC12 06 420	07-12	315 848	P	A23/51		
R 420 A4X2 DT12 18 440	10-12	315 848	P	A23/51		
R 440 A4X2 3.EIXO DT12 18 440	07-12	315 848	P	A23/51		
R 440 A6X2 DT12 18 440	09-12	315 848	P	A23/51		
R 470 A4X2 3.EIXO / A 6x2/6x4 DC12 06 470	07-12	315 848	P	A23/51		
R 500 A6X2 DC16 04 500	07-10	315 848	P	A23/51		
R 500 A6X4 / 580 B6x4 DC16 04 500	08-12	315 848	P	A23/51		
R 560 / 620 LA 6X2 / 6x4 DC 16 FASE 7	12->	315 848	P	A23/51		
R 580 B4X2 DC16 04 500	08-08	315 848	P	A23/51		
T 112 E Intercooler DS 11	84-87	315 848	P	A23/51		
T 112 H DS 11	81-83	315 848	P	A23/51		
T 112 H Intercooler DS 11	84-91	315 848	P	A23/51		
T 112 HW Intercooler DS 11	89-90	315 848	P	A23/51		
T 114 GA 330 DSC 11 07	99-05	315 848	P	A23/51		
T 114 GA 360 DSC 11 T	98-99	315 848	P	A23/51		
T 124 CA 420 DSC 12 02	02-02	315 848	P	A23/51		
T 124 GA 360 DSC 12 02	98-04	315 848	P	A23/51		
T 124 GA 360 DSC12 02 360	04-05	315 848	P	A23/51		

					
			Obs. Superior Inferior		Obs. Superior Inferior

Scania Caminhão

T 124 GA 360 / 420 DSC 12	98-03	315 848	P	A23/51		
T 124 GA 400 DSC 12 TB	02-03	315 848	P	A23/51		
T 124 GA 420 DC12 01 420	98-05	315 848	P	A23/51		
T 124 GB 360 DSC12 02 360	01-02	315 848	P	A23/51		
T 124 LA 360 DSC 12	98-04	315 848	P	A23/51		
T 124 LA 400 DC12 01 400	01-05	315 848	P	A23/51		
T 124 LA 420 DSC 12	98-02	315 848	P	A23/51		
T 142 EW / HW Intercooler DS 14	89-91	315 848	P	A23/51		
T 142 H DS 14	83-87	315 848	P	A23/51		
T 143 H DS 14	91-96	315 848	P	A23/51		

Scania Ônibus

(K / S) 112 CL / CL C / CL S / Art. / TL DS 11	88-90	315 848	P	A23/51	315 711	P	P
(K / S) 112 CL Urbano DS 11	89-90	315 848	P	A23/51	315 711	P	P
(K / S) 113 CL S / Atr. DS 11	90-92	315 755	P	P	315 711	P	P
		315 848	P	A23/51			
(L / S) 113 CL Art. / Urb. DS 11	93-94	315 755	P	P	315 711	P	P
		315 848	P	A23/51			
F 112 HL Urb. DS 11	88-91	315 848	P	A23/51			
F 113 DS 11	90-98	315 848	P	A23/51			
F 113 HL DS 11	96-96	315 848	P	A23/51			
F 113 HL Urb. DS 11	90-96	315 848	P	A23/51			
K 112 CL Art. DS 11	90-91	315 755	P	P	315 711	P	P
K 112 S / L DS 11	83-86	315 848	P	A23/51	315 711	P	P
K 112 S Art. DS 11	83-88	315 848	P	A23/51	315 711	P	P
K 112 TL C DS 11	88-92	315 848	P	A23/51	315 711	P	P
K 113 CL DSC 11	91-99	315 755	P	P	315 711	P	P
K 113 CL Art. DS 11	91-94	315 755	P	P	315 711	P	P
K 113 CL Art. DSC 11	91-92	315 755	P	P	315 711	P	P

					
			Obs. Superior Inferior		Obs. Superior Inferior

Scania Ônibus

K 113 CL C Art. DS 11	92-92	315 755	P	P	315 711	P	P
K 113 CL S Art. DSC 11	90-92	315 755	P	P	315 711	P	P
K 113 TL DSC 11	90-00	315 755	P	P	315 711	P	P
K 113 TL C DS 11	90-93	315 755	P	P	315 711	P	P
K 114 IB 340 DC12 01 360	05-09	315 712	P	A20/51	315 711	P	P
K 114 IB 380 DC12 01 360	05-08	315 712	P	A20/51	315 711	P	P
K 124 IB 360 DC12 01 360	98-05	315 712	P	A20/51	315 711	P	P
K 124 IB 380 DC12 01 380	08-09	315 712	P	A20/51	315 711	P	P
K 124 IB 420 DC12 01 420	99-10	315 712	P	A20/51	315 711	P	P
K 124 IB 420 DSC 12	98-04	315 712	P	A20/51	315 711	P	P
K 124 NB DS 11	98-98	315 712	P	A20/51	315 711	P	P
K 94 IA 6x2 310D DC9 11 310	06-08	315 712	P	A20/51	315 711	P	P
K 94 IB 230 DC9 13 230	05-08	315 712	P	A20/51	315 711	P	P
K 94 IB 4x2 / UB 6x2 270 DC9 12 270	06-08	315 712	P	A20/51	315 711	P	P
K 94 IB 4X2 310 DC9 11 310	00-09	315 712	P	A20/51	315 711	P	P
K 94 IB 6x2 270 DC9 12 270	05-06	315 712	P	A20/51	315 711	P	P
K 94 UB 310D DC9 11 310	08-09	315 712	P	A20/51	315 711	P	P
L 113 CL URB DSC 11	95-98	315 755	P	P	315 711	P	P
L 94 IB 220 DC9 11 220	98-05	315 712	P	A20/51	315 711	P	P
L 94 UB 220 DC12 01 420	02-05	315 712	P	A20/51	315 711	P	P
L 94 UB 260 DC12 01 420	05-05	315 712	P	A20/51	315 711	P	P
S 112 / 112 Art. DS 11	83-87	315 848	P	A23/51	315 711	P	P
S 113 CL Urb DS 11	93-93	315 848	P	A23/51	315 711	P	P

Volkswagen Caminhão

12-140 / 14-140 MWM D 229-6	87-91	315 714	A25/51	A25/51	315 716	A25/54	A25/54
12-140 H / T MWM 4.10 TB	92-00	315 714	A25/51	A25/51	315 716	A25/54	A25/54
12-170 / 14-170 / 16-200 CUMMINS 6 BTAA	97-00	315 714	A25/51	A25/51	315 716	A25/54	A25/54
12-180 MWM D 6.10 TCA	99-00	315 714	A25/51	A25/51	315 716	A25/54	A25/54

					
			Obs. Superior Inferior		Obs. Superior Inferior

Volkswagen Caminhão

13-150 MWM 4.10 TCA	00-06	315 714	A25/51	A25/51	315 716	A25/54	A25/54
13-170 / 17-300 CUMMINS 6 BTAA	00-02	315 714	A25/51	A25/51	315 716	A25/54	A25/54
13-170 E CUMMINS INTERACT 4	04-06	315 714	A25/51	A25/51	315 716	A25/54	A25/54
13-180 MWM D 6.10 TCA	00-05	315 714	A25/51	A25/51	315 716	A25/54	A25/54
13-180 CN TCA / 17-180 Euro III MWM D 6.10 TCA	06-12	315 714	A25/51	A25/51	315 716	A25/54	A25/54
13-180 E III MWM Acteon 4.12 TCE	05-07	315 714	A25/51	A25/51	315 716	A25/54	A25/54
13-190 CUMMINS 6 BTAA	01-05	315 714	A25/51	A25/51	315 716	A25/54	A25/54
14-150 MWM D 6.10	91-00	315 714	A25/51	A25/51	315 716	A25/54	A25/54
14-180 MWM D 6.10 TCA	00-00	315 714	A25/51	A25/51	315 716	A25/54	A25/54
14-200 MWM D 229-6	91-94	315 714	A25/51	A25/51	315 716	A25/54	A25/54
14-210 CUMMINS 6 CT	88-91				315 717	A25/50	A25/50
14-220 / 16-220 CUMMINS 6 CTAA TB	91-00	315 714	A25/51	A25/51	315 716	A25/54	A25/54
15-170 E CUMMINS INTERACT 4	00-09	315 714	A25/51	A25/51	315 716	A25/54	A25/54
15-180 CN Euro II MWM D 6.10 TCA	00-12	315 714	A25/51	A25/51	315 716	A25/54	A25/54
15-180 E MWM Acteon 4.12 TCE	05-08	315 714	A25/51	A25/51	315 716	A25/54	A25/54
16-170 CUMMINS 6 BTAA	89-00	315 714	A25/51	A25/51	315 716	A25/54	A25/54
16-210 CUMMINS 6 CT	88-90	315 714	A25/51	A25/51	315 717	A25/50	A25/50
16-210 H CUMMINS 6 CT	89-91	315 714	A25/51	A25/51	315 717	A25/50	A25/50
16-300 CUMMINS 6 CTAA TB	96-00	315 714	A25/51	A25/51	315 716	A25/54	A25/54
17-180 E MWM Acteon 6.12 TCE	11-12	315 714	A25/51	A25/51	315 716	A25/54	A25/54
17-210 CUMMINS 6 BTAA	00-05	315 714	A25/51	A25/51	315 716	A25/54	A25/54
17-210 MWM D 6.10 TCA	01-06	315 714	A25/51	A25/51	315 716	A25/54	A25/54
17-220 CUMMINS 6 BTAA	00-06	315 714	A25/51	A25/51	315 716	A25/54	A25/54
17-220 E CUMMINS INTERACT 6	11-12	315 714	A25/51	A25/51	315 716	A25/54	A25/54
17-220 E III CUMMINS C8 3215	07-10	315 714	A25/51	A25/51	315 716	A25/54	A25/54
17-250 E CUMMINS INTERACT 6	04-12	315 714	A25/51	A25/51	315 716	A25/54	A25/54
17-250 E CLC / CN CUMMINS INTERACT 6	06-12	315 714	A25/51	A25/51	315 716	A25/54	A25/54
17-310 / 18-310 CUMMINS 6 CTAA	02-06	315 714	A25/51	A25/51	315 716	A25/54	A25/54

					
			Obs. Superior Inferior		Obs. Superior Inferior

Volkswagen Caminhão

19-320 CLC Titan CUMMINS ISC	06-12	315 714	A25/51	A25/51		
19-320 CNC CUMMINS ISC	07-12	315 714	A25/51	A25/51		
22-140 MWM D 229-6	88-90	315 715	A25/51	A25/51		
22-140 6x4 5.2 L	86-87	315 715	A25/51	A25/51		
22-160 6x4 5.2 L	85-89	315 715	A25/51	A25/51		
23-210 CUMMINS 6 BTAA	02-05	315 715	A25/51	A25/51		
23-210 MWM D 6.10 TCA	02-06	315 715	A25/51	A25/51		
23-220 / 23-310 / 26-260 CUMMINS 6 CTAA	02-05	315 715	A25/51	A25/51		
23-250 E CUMMINS INTERACT 6	03-06	315 715	A25/51	A25/51		
24-220 CUMMINS 6 CTAA TB	91-06	315 715	A25/51	A25/51		
24-220 CUMMINS C8 3215	06-06	315 715	A25/51	A25/51		
24-220 CUMMINS INTERACT 6	11-12	315 715	A25/51	A25/51		
24-220 III CUMMINS 6 CTAA	07-11	315 715	A25/51	A25/51		
24-220 III CUMMINS C8 3215	06-09	315 715	A25/51	A25/51		
24-250 CUMMINS 6 CTAA TB	91-02	315 715	A25/51	A25/51		
24-250 E CUMMINS INTERACT 6	05-08	315 715	A25/51	A25/51		
24-250 E CL / CN CUMMINS INTERACT 6	06-12	315 715	A25/51	A25/51		
26-220 CUMMINS 6 CTAA	01-05	315 715	A25/51	A25/51		
26-220 E CUMMINS INTERACT 6	10-12	315 715	A25/51	A25/51		
26-260 CN MWM Acteon 6.12 TCE	08-12	315 715	A25/51	A25/51		
26-260 E CUMMINS INTERACT 6	05-12	315 715	A25/51	A25/51		
26-300 CUMMINS 6 CTAA TB	00-01	315 715	A25/51	A25/51		
26-310 CUMMINS 6 CTAA TB	01-06	315 715	A25/51	A25/51		
31-260 CUMMINS 6 CTAA	04-05	315 715	A25/51	A25/51		
31-260 CN MWM Acteon 6.12 TCE	08-12	315 715	A25/51	A25/51		
31-260 E CUMMINS INTERACT 6	05-10	315 715	A25/51	A25/51		
31-310 CUMMINS 6 CTAA	04-08	315 715	A25/51	A25/51		
35-300 CUMMINS 6 CTAA TB	91-99	315 714	A25/51	A25/51	315 716	A25/54 A25/54

					
			Obs. Superior Inferior		Obs. Superior Inferior

Volkswagen Caminhão

40-300 CUMMINS 6 CTA TB	99-02	315 714	A25/51	A25/51	315 716	A25/54	A25/54
6-140 / 6-160 MWM D 229-4	83-87	315 901	A12/100	P	315 902	A12/90	A14/40
6-80 PERKINS 4236	82-86	315 901	A12/100	P	315 902	A12/90	A14/40
6-90 MWM D 229-4	83-88	315 901	A12/100	P	315 902	A12/90	A14/40
6-90 P PERKINS 4236	86-87	315 901	A12/100	P	315 902	A12/90	A14/40
7-100 MWM D 4.10	87-02	315 901	A12/100	P	315 902	A12/90	A14/40
7-110 MWM D 4.10	02-05	315 901	A12/100	P	315 902	A12/90	A14/40
7-110S MWM D 229-4	90-93	315 901	A12/100	P	315 902	A12/90	A14/40
7-90 CO PERKINS 4236	87-92	315 901	A12/100	P	315 902	A12/90	A14/40
Constellation 13-180 E III / 15-180 MWM Acteon 4.12 TCE	06-12	315 714	A25/51	A25/51	315 716	A25/54	A25/54
Constellation 13-190 / 15-190 / 17-190 MAN D08 34-190	12->	315 714	A25/51	A25/51	315 716	A25/54	A25/54
Constellation 17-260 MAN D08 36-260	12->	315 714	A25/51	A25/51	315 716	A25/54	A25/54
Constellation 17-320 CUMMINS ISC 310 P5-2	10-12	315 714	A25/51	A25/51	315 716	A25/54	A25/54
Constellation 17-330 CUMMINS ISL 330	12->	315 714	A25/51	A25/51	315 716	A25/54	A25/54
Constellation 19-330 Tractor CUMMINS ISL 330	12->	315 714	A25/51	A25/51			
Constellation 19-390 Tractor CUMMINS ISL 390	12->	315 714	A25/51	A25/51			
Constellation 31-320 NGD 370	07-12	315 715	A25/51	A25/51			
Constellation 31-370 CUMMINS INTERACT 6	07-12	315 715	A25/51	A25/51			
Worker 13-190 MWM D08 34-190 EGR	11->	315 714	A25/51	A25/51	315 716	A25/54	A25/54

Volkswagen Microônibus

7-110S CO MWM D 229-4	92-93	315 901	A12/100	P	315 902	A12/90	A14/40
7-90 MWM D 229-4	87-93	315 901	A12/100	P	315 902	A12/90	A14/40

Volkswagen Ônibus

15-180 EOD MWM Acteon 4.12 TCE	04-07	315 773	A25/50	A25/50	315 713	A25/50	A25/50
15-190 CUMMINS 6 BTAA	01-06	315 773	A25/50	A25/50	315 713	A25/50	A25/50
15-190 EOD MWM Acteon 4.12 TCE	06->	315 773	A25/50	A25/50	315 713	A25/50	A25/50
16-180 CO MWM D 6.10	92-98	315 773	A25/50	A25/50	315 713	A25/50	A25/50

					
			Obs. Superior Inferior		Obs. Superior Inferior

Volkswagen Ônibus

16-210 CO MWM 6.10 TB CA	97-02	315 773	A25/50	A25/50	315 713	A25/50	A25/50
17-210 EOD TCAE MWM Acteon 6.12 TCAE	04-07	315 773	A25/50	A25/50	315 713	A25/50	A25/50
17-210 OD MWM 6.10 TB CA	01-06	315 773	A25/50	A25/50	315 713	A25/50	A25/50
17-230 EOD TCAE MWM Acteon 6.12 TCAE	06->	315 773	A25/50	A25/50	315 713	A25/50	A25/50

Volvo Caminhão

FH / FM 400 Rígido / Tractor D 13 A 400 / 440	06->	315 842	A16/100	A16/66		
FH / FM 440 Rígido / Tractor D 13 A 400 / 480 / 520	06->	315 842	A16/100	A16/66		
FH / FM 480 Rígido / Tractor D 13 A 440 / 480 / 520	06->	315 842	A16/100	A16/66		
FH / NH 12 420 D 12C 420	99-06	315 842	A16/100	A16/66		
FH 12 380 D 12 A	94-99	315 842	A16/100	A16/66		
FH 12 380 D 12C 380	98-08	315 842	A16/100	A16/66		
FH 12 460 D 12C 460	03-06	315 842	A16/100	A16/66		
FH 520 Rígido / Tractor D 13 A 520	06->	315 842	A16/100	A16/66		
FM 10 3 D 10 A TB	01-01	315 842	A16/100	A16/66		
FM 10 320 D 10 A	00-02	315 842	A16/100	A16/66		
FM 12 340 D 12C 340	01-06	315 842	A16/100	A16/66		
FM 12 380 D 12C 380	00-06	315 842	A16/100	A16/66		
FM 12 420 D 12C 420	00-06	315 842	A16/100	A16/66		
FM 12 420 D 12C 420	05-06	315 842	A16/100	A16/66		
FM 370 Tractor D 13 A 400	08->	315 842	A16/100	A16/66		
N 10 Intercooler TD 101	85-86	315 843	A16/100	A16/64		
N 10 Turbo TD 101	87-92	315 843	A16/100	A16/64		
N 12 TD 121	81-92	315 843	A16/100	A16/64		
N 12 Intercooler TD 121	85-88	315 843	A16/100	A16/64		
NH 12 340 D 12C 340	05-06	315 842	A16/100	A16/66		
NH 12 380 D 12C 380	99-06	315 842	A16/100	A16/66		
NH 12 460 D 12C 460	04-06	315 842	A16/100	A16/66		
NL 10 310 D 10 A TB	99-00	315 863	A16/100	A16/64		

					
			Obs. Superior Inferior		Obs. Superior Inferior

Volvo Caminhão

NL 10 310 / 340 TD 101	93-96	315 863	A16/100 A16/64		
NL 10 320 EDC D 10 A	99-00	315 863	A16/100 A16/64		
NL 10 320 EDC D 10 A TB	96-99	315 863	A16/100 A16/64		
NL 12 360 TD 123 ES TB	93-94	315 863	A16/100 A16/64		
NL 12 360 EDC TD 123 ES TB	95-00	315 863	A16/100 A16/64		
NL 12 410 EDC TD 123 ES TB	93-99	315 863	A16/100 A16/64		

Volvo Ônibus

B 10 M Art. Urbano D12D 340	06-06	315 710	A28/100 A28/66		
B 10 M Art. Urbano THD 102 KF	95-04	315 710	A28/100 A28/66		
B 10 M Bi-art. Urbano D12D 340	03-03	315 710	A28/100 A28/66		
B 10 M Rod. DH 10A 245	00-02	315 710	A28/100 A28/66		
B 10 M Rod. DH 10A 245	01-03	315 710	A28/100 A28/66		
B 10 M Rod. THD 101KC	86-04	315 710	A28/100 A28/66		
B 10 R Rod. D10A 360	01-04	315 710	A28/100 A28/66		
B 10 R Rod. D12D 340	01-04	315 710	A28/100 A28/66		
B 12 M THD 102 KF	94-01	315 710	A28/100 A28/66		
B 12 R D12D	07-08	315 710	A28/100 A28/66		
B 12 R 380 / 420 Rod D12D	08-10	315 710	A28/100 A28/66		
B 12 R Rodoviário D12D 340	00-06	315 710	A28/100 A28/66		
B 7 R LE 290 Urb D7E	08-10	315 710	A28/100 A28/66		
B 7 Rod. / Urb. 4X2 D7B 260	98-10	315 710	A28/100 A28/66		
B 9 R D9B	07-10	315 710	A28/100 A28/66		
B 9 R 380 D9B	08-10	315 710	A28/100 A28/66		

Referência Cruzada

COFAP

45033	315 848
45050	315 848
45051	315 711
45054	315 714
45056	315 717
45058	315 714
45063	315 843
45069	315 714
45077	315 755
45078	315 711
45082	315 845
45086	315 714
45087	315 716
45089	315 714
45090	315 716
45091	315 716
45092	315 863
45094	315 715
45095	315 773
45096	315 713
45119	315 710
45123	315 845
45125	315 846
45136	315 846
45146	315 719
45148	315 847
45152	315 846
45155	315 848
45156	315 712
45165	315 710
45170	315 846
45182	315 842
45210	315 718
45286	315 714
L.12128	315 905
L.12448	315 906
L.12591	315 903
L.12631	315 901
L.12632	315 902
L.12668	315 903
L.12670	315 905
L.12752	315 905
L.12770	315 905
L.12796	315 846
L.12994	315 903
L.13282	315 907
L.13324	315 907
L.13326	315 907
L.13333	315 904

Versão 01 | Válido a partir de 04.2015



ZF do Brasil Ltda. ZF Services
Avenida Piraporinha, 1000 - Jordanópolis - 09891-901
São Bernardo do Campo - SP
www.zf.com/br/sachs