

RESORT IMPROVEMENT DISTRICT #1
GENERAL MANAGER'S REPORT
DECEMBER 2021

GENERAL MANAGER'S ACTIVITIES:

- Attended field staff meetings.
- Corresponded with community members, public agencies, and community organizations.
- Attended various board, staff, and safety meetings.
- Collaborated with the HBHRCD, SHFPI regarding the future of the Marina property.
- Hired a general laborer.

ADMINISTRATION DEPARTMENT:

- Attended various board meetings and staff meetings.
- Updated and made adjustments to RID web page for .gov compliance.
- Completed and submitted the Water Recycling Grant Final Reporting.
- Completed Federal Motor Carrier Safety Administration annual driver reports.
- Completed and submitting Per Capita Grant Application for Shelter Cove Sports Courts.
- Advertised clerk position vacancy.
- Completed new general laborer hiring process and orientation.

WATER TREATMENT DEPARTMENT:

- Top off polymer tote.
- Batteries replaced in Hach HQ40d Ph/DO multimeter.
- Polymer streaming current controller probe and piston cleaned.
- Start noticing graffiti at district sites.
- Replaced hose clamps on tubing in chlorine room.
- Humboldt County Department of Health here for CalARP inspection.
- Water main break on Wolverine Way, drains Omar system.

Resort Improvement District #1

General Manager's Report

December 2021

WASTEWATER TREATMENT DEPARTMENT:

- Weed abatement, with vinegar, around plant grounds.
- R.A.S. pump VFD goes bad. Ordered new one and installed upon arrival.
- Lab 2100N turbidimeter lamp burns out. Lamp replaced and turbidimeter recalibrated.
- Batteries replaced in Hach HQ40d Ph/DO multimeter.
- Chlorine contact chamber cleaned.
- Humboldt County Department of Health here for CalARP inspection.
- Interior of lab, control building painted.

POWER GENERATION & DISTRIBUTION DEPARTMENT:

- Performed tree trimming.
- Assisted other departments.
- Fuel tank inspection with Humboldt County Environmental Health.

PARKS AND RECREATION AND MISCELLANEOUS:

- 6.2 magnitude earthquake strikes on December 20th. Made system checks.

END OF GENERAL DISCUSSION

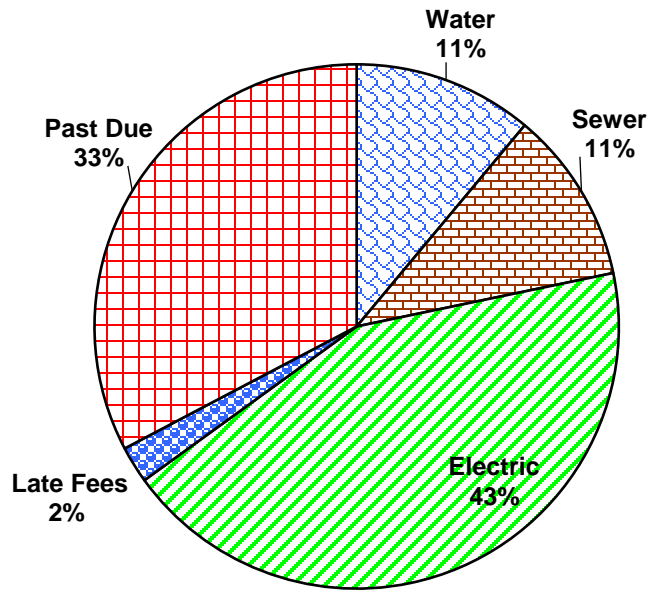
Provided by: RID Staff Members

OPERATIONAL DATA FOLLOWS

**APPENDIX OF OPERATIONAL DATA FOR THE MONTH OF
 DECEMBER, 2021**

ADMINISTRATION

**Utility
 Billing:**



Utility	Residential Utilities	Residential Capital Fac	Commercial Utilities	Commercial Capital Fac	Total Billing	Last Years Billing Total
Water	\$23,969		\$1,773		\$25,742	\$23,758
Sewer	\$22,171		\$2,575		\$24,745	\$22,197
Electric	\$81,057		\$19,529		\$100,586	\$131,497
Late Fees	\$4,524		\$762		\$5,286	\$3,486
Past Due	\$67,458		\$8,526		\$75,984	\$30,002

Total	\$199,179	\$0	\$33,164	\$0	\$232,343	\$210,941
--------------	-----------	-----	----------	-----	-----------	-----------

Utility	Residential Usage	Commercial Usage	RID Usage	Total Metered Usage	Total Metered Usage
Water (cuft)	181,890	22,465	47,140	251,495	272,751
	72.3%	8.9%	18.7%		

Elec (KwH)	251,882	53,108	40,691	345,681	421,082
	72.9%	15.4%	11.8%		

PARKS AND RECREATION

GOLF LINKS:

Revenue Source	Previous Balance	Monthly Total	F/Y to Date	Budget
Greens Fees	\$7,233.00	\$385.00	\$7,618.00	
Total Revenue to Date			\$7,618.00	\$15,000.00

**GOLF LINKS GREEN FEE HONOR SYSTEM SUMMARY
 THANKYOU FOR SUPPORTING CONTINUED OPERATION**

Greens Fees			Amount		Dec 2021 Total
Kiosk Cash			\$110.00		\$110.00
Kiosk CC			\$275.00		\$275.00
Annual Green's Fee Purchasers			\$0.00		\$0.00
					\$385.00

FIRE DEPARTMENT

RESPONSES:

			Date	Amount	F/F Turn-out
Public Service:	Lighthouse Tree	No number	12/4	1	4 F/Fs
Public Service:	Stuck on rock	# 12369	12/11	1	1 F/F
Public Assist:	Lift assist	# 12432	12/13	1	2 F/Fs
Medical Aid:	Ankle injury	# 12517	12/15	1	4 F/Fs
Public Service:	Santa Express	No number	12/18	1	4 F/Fs
Public Assist:	Welfare check	# 12696	12/20	1	2 /FFs
Medical Aid:	Infant fall transport	# 12866	12/26	1	6 F/Fs
Medical Aid:		# 13005	12/29	1	4 F/Fs

EQUIPMENT STATUS:

	ID	
Command/Ocean Rescue	5100	In Service
Brush Engine	5111	In Service
WUI Type 1 Engine	5116	In Service
Command Type 6 Wildland Engine	5146	In Service
Rescue/Engine Type 6	5147	In Service
Rescue/Ambulance	5171	In Service
RIB 17ft Boat	5172	In Service
Yamaha Jet Ski	5173	In Service
4 x 4 Quad	5174	In Service
Polaris Ranger 6 x 6 ATV	5175	In Service

**Resort Improvement District #1
General Manager's Report
December 2021**

TRAINING ACTIVITIES:

	<u>Date</u>	<u>Description</u>	<u>F/F Turn-out</u>
Fire Drill:	12/1	DO meeting	5 F/Fs
Fire Drill:	12/1	Live burn and truck checks	15 F/Fs
Med Drill:	12/8	Review of ORT SOPs & rescue breathing	16 F/Fs
Fire Drill:	12/18	Christmas Party	16 F/Fs
Fire Drill:	12/22	Dismantle drier, Structure fires	15 F/Fs
Fire Drill:	12/29	Structure Fire videos and discussion	15 F/Fs

OTHER:

	<u>Date</u>	<u>Description</u>	<u>F/F Turn-out</u>
	Every Fri, Sat, Sun	Ongoing FF academy training at CR	4 F/Fs

ELECTRICAL UTILITY

ELECTRICAL SERVICE CONNECTIONS:

		<u>Locations</u>
• Services Requested:	0	
• Services Connected:	0	
Previous Connections	1	
• F/Y Connections to date:	<u>1</u>	

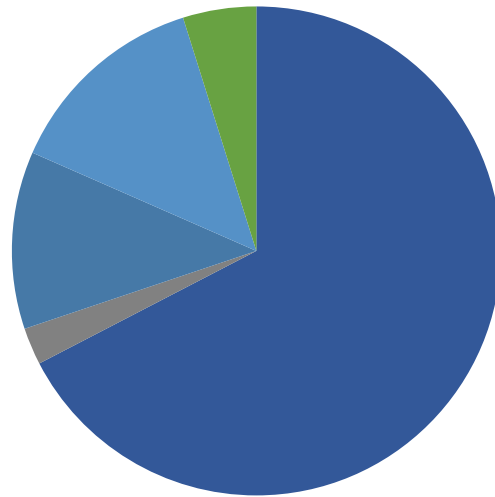
POWER OUTAGES:

• Scheduled Outages:	0	
• Unscheduled Outages:	2	Whole Cove PGE
• Total # of Outages:	<u>2</u>	

WATER UTILITY

• Total Gallons Finished Water Produced:	3,113,328	gallons
Water Plant (Telegraph Crk):	2,098,000	gallons
Rick Spring (Toth Rd):	0	gallons
Joe Well (Cougar Rd):	76,371	gallons
Jerry Well (Willow Glen Rd):	0	gallons
Jack Well (Willow Glen Rd):	365,473	gallons
Kelly Well (Kelly Rd):	0	gallons
John Well (King's Peak Rd):	0	gallons
Larry Well (Wood Ct):	0	gallons
Ted Well (Shaller Ct):	0	gallons
Rick Well (Toth Rd):	0	gallons
Lot W Well (Willow Glen Rd):	422,545	gallons
Greenbriar Well (Toth Rd):	150,939	gallons
Rick Well #2 (Toth Rd):	0	gallons
Lot W2 Well (Willow Glen):	0	gallons
Parsons Well	0	gallons
Jun Well	0	gallons
Humboldt Loop Well	0	gallons
Seafoam Well	0	gallons

Water Production by Source



- Water Plant
- Rick Spring
- Joe Well
- Jerry Well
- Jack Well
- Kelly Well
- John Well
- Larry Well
- Ted Well
- Rick Well
- Lot W Well
- Greenbriar Well
- Rick Well #2
- Lot W2 Well
- Parsons Well
- Jun Well
- Humboldt Loop Well
- Seafoam Well

- Water Treatment Plant Hours of Operation: 213.2 hours
- Monthly Rainfall Total: 12.65 inches
- Previous 21/22 Annual Rainfall Total to date: 22.86 inches
- Current 21/22 Annual Rainfall Total: 35.51 inches

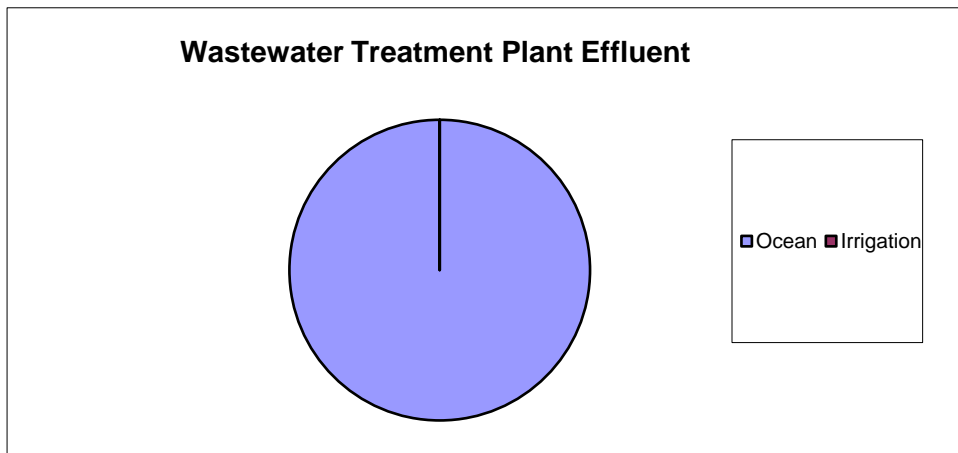
WATER SERVICE CONNECTIONS:

		<u>Locations</u>
● Services Requested:	0	
● Services Connected:	0	
Previous Connections	0	
● F/Y Connections to date:	0	

WASTEWATER UTILITY

FLOWS INTO PLANT:

High:	223,750	gals/day
Low:	44,610	gals/day
Monthly Total:	3,499,916	



**Resort Improvement District #1
 General Manager's Report
 December 2021**

SEWER SERVICE CONNECTIONS:

Locations

• Services Requested:	0
• Services Connected:	0
Previous Connections	<u>0</u>
• F/Y Connections to date:	<u>0</u>

CAPITAL CONSTRUCTION PROJECTS

Construction work & Cal-Fire crews.

INTRA DEPARTMENTAL SAFETY MEETINGS

Date	Items Discussed
12/21	Various on-line Target Solutions courses

ON-CALL INCIDENT REPORT

Date/Time	Location	Description of Incident
	None reported	
Personnel Responding:		

END OF REPORT