







Nearmap, Inc

B-2 Kelleher

Wetland can be accessed from parking lot by following hiking trails to grassy field and then follow down hill to wetland.

LEGEND

-  Parking
-  WHEP Sampling Site
-  WHEP Wetland
-  Path to Sample Site