



Google Classroom

To use Classroom, you sign in on your computer or mobile device and join classes. After you join a class, you can get work from your teacher and communicate with your classmates.

You can join a class by:

- Accepting an invite - Your teacher sends you an invite. You can accept the invite in your email or in Classroom.

After you join a class on one device, you're enrolled in that class for all devices.

STUDENT NAME:

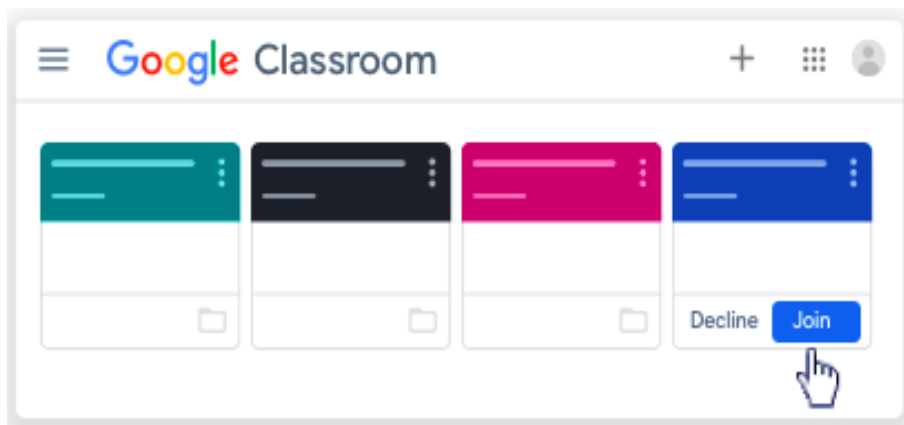
GRADE:

USERNAME:


PASSWORD:

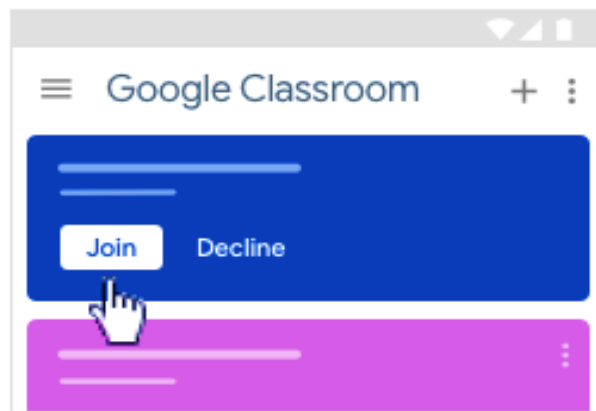
COMPUTER:

1. Go to [classroom.google.com](https://classroom.google.com).
2. Make sure to sign in with the correct account. If you're already signed in and need to switch accounts, in the top-right corner, click your profile picture > select or add your account.
3. On the class card, click Join.




## ANDROID:

1. Tap Classroom .
2. Make sure to sign in with the correct account. If you're already signed in and need to switch accounts, in the top-left corner, tap Menu ☰ > select or add your account.
3. On the class card, tap Join.



## iPHONE & IPAD:

1. Tap Classroom .
2. Make sure to sign in with the correct account. If you're already signed in and need to switch accounts, in the top-right corner, tap your profile picture > select or add your account.
3. On the class card, tap Join.

