

KESTER'S OLD TIME COLLECTABLES
P.O. BOX 571
GRANT PARK, IL 60940
708-672-6883



MINNEAPOLIS ENGINE & WATER TANK

Minneapolis Engine and Water Tank.

New item in 2007. Roof colors are red or steel gray. Choice of roof with a vent or no vent. Measures 10" x 4" x 5 1/4" high with roof vent. Water tank Measures 9" x 4" x 3" high.



CASE BATTERY ENGINE

Case Engine with hobby motor, makes the flywheel turn, along with the crank disc and piston rod. Requires 2 "C" batteries. 1/16 scale. Measures 14 1/2" x 6" x 7 1/2" high.



KESTER FAMILY 1921 65 CASE ENGINE #35346

THE SHOP OF DISTINCTIVE MODELS
PROUDLY MADE IN THE USA

All my models are authentic in design and detail. They are painted in their respective colors as the original equipment was painted and decorated in the early days of manufacture. Most are designed to approximately 1/25 scale. All models move when pushed and come in assembled form. A local foundry uses the art of sand casting to produce the aluminum parts. I am still making models the old-fashioned way just as the originals were made more than 50 years ago. These one-of-a-kind match plates have been handed down to only a handful of owners over the years. I have been the proud owner of these match plates since 2000. Each model is handmade, hand-painted and detailed giving them a unique collector value. Any of my items can be mixed and matched with other models. I also offer custom painting and detailing upon request for those special collectors..




KESTER FAMILY 20 HP RUSSELL PORTABLE ENGINE #17155 & 1/4 CASE ENGINE

Visit our Web site: Kestersoldtimecollectables.com

Or contact us at our email address: Danler2@sbcglobal.net

Updated 10/19

CATALOG \$2.00



RUSSELL ENGINE AND WATER TANK "BOSS"



Russell Engine with Water Tank The Russell Company from Massillon, OH built steam engines from 6 to 150 HP. The last Russell Steam engine was built in 1924. My Russell Model Engine was updated with more detailing in 2005. Measures 8 ½" X 3 ½" x 5 ½" high.

Frick Traction Engine was modeled from the 1912 16HP serial #17246. It is a center crank engine and the crankshaft, belt wheel, piston rod and valve eccentric all rotate when pushed. Measures 8" x 4" x 5" high



FRICK ENGINE



BIG 6 TRAIN SET

Big 6 Train Set the locomotive was modeled from the one used in Oregon from 1812 to 1865 to haul out lumber and haul in supplies. The outfit ran on flat wooden rails and the engine was call the Big 6. The fuel and log cars are lettered U-P-R-R. Measures 15" x 2 ½" x 4" high.



CASE SKID



RUSSELL SKID

Case Skid Engines were portable power plants usually belted to saw mills. They were also used in all manner of light stationary work. **Russell Skid Engine** were portable power plants usually belted to wood saw mills. The engine was updated with more detail in 2005. When pushed the flywheel rotates the crank disc, piston rod and governor. Measures 7" x 2 ¾" x 4 ½" high.




PORT HURON ENGINE

Port Huron Engine incorporates the distinctive features that Port Huron was proud of shown in their 1911 catalog. The wheels reminiscent of full-scale engines. Measures 8 ½" x 3 ½" x 5" high.

In the 1920s, this toy **Avery Tractor** made in cast iron was available from the factory in Peoria, IL, for \$.25. Measures 4 ½" x 2" x 3" high.



AVERY TRACTOR



CASE PORTABLE WITH HORSES

Case Portable is pulled by Horses. First model was produced in 2006. Horses may be painted any color.. Measures 12" x 3" x 5" high.



RUMLEY OIL PULL

Rumley Oil Pull's is a replica from a 1920 25 – 40 model R series #554. The flywheel and belt pulley turn when pushed. Oil Pull roof available in red or green. Measures 6" x 4" x 4 ½" high.




RUSSELL PORTABLE WITH HORSES

Russell Portable is pulled by Horses. First model was produced in 2006. Horses may be painted any color.. Measures 12" x 3" x 5" high.




RUMLEY 3 BOTTOM PLOW

Rumley 3-bottom plow looks good pulled behind OilPulls or other engines. Can be painted different colors upon request.



CASE ROLLER

Case Roller modeled after the Case 1911, 10 ton Steam Road Roller of 36 HP. 1st model was produced in May 1976. Measures 9" x 4" x 5 ½" high.



CASE CUSTOM ROLLER

Case Custom Roller modeled after the Case 1911, 10 ton Steam Road Roller of 36HP. This model has all had painted detailing with more authentic spoked wheels. Measures 9" x 4" x 5 ½" high.



HAY WAGON & HORSES



Hay Wagon or Horses may be painted different colors upon request. Wagon bed measures 8 x 3 1/2" Model together measures 13 1/2" x 3 1/2" x 5 1/2" .



BOX WAGON & HORSES

Box Wagon and Horses reproduction of a popular cast iron toy produced over 75 years ago now cast in aluminum. Seat and wagon box can be removed from the running gear. The McCormick-Deering Wagon is painted in it's original colors. Wagon and horses may be painted different colors upon request Model together measures 12"x 4"x 4" high.

Fairbanks Morse "Z" is a model of the one- cylinder, water-cooled gasoline engine from around 1930. Measures 4" x 2" x 3" high.




FAIRBANKS MORSE




RED BAKER ROLLER RED BAKER ENGINE

Red Baker Roller and Engine were the 1st models produced in August 1983. It is modeled from a later series uniflow cylinder engine which was produced in Swanton, OH. Baker's Engine original colors were black and red. Measures 9" x 3 1/2" x 5" high.




BLUE BAKER ROLLER BLUE BAKER ENGINE

Blue Baker Roller and Engine were the last series of Baker's Engine Specials they were painted black and blue. Measures 9"x3 1/2"x5"




AVERY 12-BOTTOM PLOW

Avery 12 Bottom Plow can be made to 6, 8 or 10 bottoms. May be painted different colors upon request for the same price. 12 bottoms measures 16" x 6" x 3".



GRAHAM BRADLEY TRACTOR

Made of cast aluminum and rubber tires. Handmade with new detailing from Ben Siegal's molds and patterns. Measures 8 1/2" x 4 1/2" x 4 1/2" high. Aprox. 1/16 scale. 6 – 8 weeks for delivery.



SILVER KING TRACTOR

Made of zinc material in the spin casting method and rubber tires. New detailing from Ben Siegal's original molds and patterns. Measures 7 3/4" x 4 3/4" x 4 1/2" high. Approx. 1/16 scale 6 – 8 weeks for delivery.



EAGLE ENGINE GAS ENGINE ON WHEELS

Eagle Engine has an Eagle emblem cast into both sides of the water hopper. Flywheel turns. Measures 5" x 3" x 3 1/2" high.

Gas Engine on Wheels is a composition of several engine at about 1/10 scale. A little larger than my other models. Measures 6"x3"x5" high. Flywheels moves when pushed. Flywheel 3" in diameter.



BLACK HUBER ROLLER BLACK HUBER ENGINE

Black Huber Roller and Engine model is a close copy of the cast-iron toy made by the Hubley Toy Company in Lancaster, PA in the 1920s. In the 1940's they were reproduced in aluminum. Engine and Roller measures 8" x 4" x 5" high.



GREEN HUBER ROLLER GREEN HUBER ENGINE

Green Huber Roller and Engine is a return flue engine very much alike, but the engine does not have the ripper under the rear platform. Measures 8"x4"x5"



JAEGER ECONOMY ARCO HERCULES

Hercules 1 cylinder gas engine models are now available in 4 colors and decals:


Jaeger painted blue sold to the Jaeger Cement Mixer Co.

Economy painted red sold to Sears Roebuck.

Arco painted dark green sold to Arbuckle Ryan Co.

Hercules painted green with decal on hopper.

Measures 4 1/4" x 2 3/4" high with a 2 3/8" flywheel.



CASE TRACTION ENGINE

CASE WATER TANK

CASE SEPARATOR

Case Traction Engine. Case Traction engine was designed after the Case specification built in Racine, WI. Ads for the Case Model Outfit started appearing in *Engineers & Engines* in 1958. Looks authentic when all items are hooked together. The right wheel is belted to the flywheel and when pushed the engine parts move. Measures 8" x 4" x 5" high.



Case Water Tank is designed as a coin bank. The water tank or separator may be hooked to other engines. Measures 9" x 3" x 4" high.

Case Separator has a blower pipe that swings around and the feeder swings up into position. Measures 12" x 3" x 5" high with blower and feeder retracted.



CASE SEPARATOR "RED"



AVERY YELLOW FELLOW

Avery Yellow Fellow blower pipe swings around and the feeder swings down into position. Measures 12" x 3" x 5" high with feeder and blower retracted.



AVERY WATER TANK

Avery Water Tank is designed as a coin bank. Measures 9" x 3" x 4" high.



AVERY UNDERMOUNTED

Avery Undermounted first model was produced in 1978. The Avery locomotive style "Undermounted Traction Engine" is modeled from information and details shown on an original 1911 Avery Sales Catalog. Crankshaft is driven by right rear wheel so flywheel and belt pulley turn as engine is pushed. Measures 9 1/2" x 3 1/2" x 5" high.