


# Great Basin Basketmakers

Continuing 10,000 Years of Basket Arts



**DUES ARE DUE**

**Newsletter**

**March 2022**

**Volume 36 Number 3**

**Edited by**

**Sue Ann Monteleone**

[www.greatbasinbasketmakers.org](http://www.greatbasinbasketmakers.org)

**Thursday, March 3, 2022**

**Sparks Masonic Lodge**

**10-3 PM**

**Material Fee: \$10**

We will meet at 10 am in person or via ZOOM, there will be a short business meeting, then Show and Tell before making our Tea Bag Basket. It will also be time to sign-up for the Retreat and pay your dues.

### **Tea Bag Basket**

Dimensions: 5.5" x 2.75" x 2.5"

Materials:

Spokes: 3/8" FF, cut 7 @ 10", 3 @ 13"  
1/2" FF, cut 2 fillers @ 10"

Weavers: #1 RR @ 72"  
1/4" FF, cut 4 @ 21"  
1/4" FO, cut 4 @ 21"

Rim: 3/8" FF, cut 2 @ 21"  
Small cane for lashing  
Small Seagrass for filler

Base:

Layout the 13" spokes horizontally (wrong side up) and then place filler spokes (right side up) in between, matching the center points. Weave the center vertical spoke over the filler spokes. Weave 3 more spokes on either side of the center spoke. The base should measure 5" in length, fold the filler spokes to the underside and secure. With #1 RR twine two rows to lock base.

Upsett all the spokes, begin weaving over/under with 1/4" FO, then alternate each row with 1/4" FF ending with FF as the hidden rim row. Inside and outside rim is 3/8" FF, small seagrass is the rim filler. Lash with cane. (Adapted from a pattern by Jan Oberlag - 12/01/2007)



## President's message

March, 2022

It was encouraging to gather for a first Saturday workshop in two years to make baskets yesterday. We were using watercolor paper painted by Karen Olson, handmade paper, and grocery bags. I used a different material that looks like manufactured folded paper, but has a woody grain to it. Interesting, but rather difficult to work with, but with a slight spray it was doable. Thanks to Karen for teaching the various materials and projects. We had fun and everyone left with a basket! Hope to see you all soon in March at the meeting. I think we can have our first raffle in two years!



*Betty Hulse*, President

## Saturday Class at Masonic Lodge

March 19, 2022, 11:00-4:00



We're planning a tray or trivet class with a fun start in round reed, these starts are from Flo Hoppe's books. We will have fun with round reed by making either a clover start or a star start. This will be good practice to try a rolled border to finish off your tray or trivet.

Materials Fees: \$15

Tools: Scissors, packing tools, spray bottle, lock ties, small clips, apron, and your lunch.

For more info contact Karen Olson at [kvmikesell@hotmail.com](mailto:kvmikesell@hotmail.com)

### Next Month's Newsletter Editor:

Karen Olson

[kvmikesell@hotmail.com](mailto:kvmikesell@hotmail.com)

Please submit articles for April newsletter by March 12

## The GBB Facebook page

is a platform for members and interested folks to share their love of basketry by sharing photos of their projects. It is also to share upcoming events including workshops, classes, meetings, and exhibits that would be of interest to GBB members and the public. It is meant to be an encouraging, supportive, positive and safe place for all to use and enjoy. Please submit photos, news, events, etc. to

[GBBFBpage@gmail.com](mailto:GBBFBpage@gmail.com)

Peggy Camp has agreed to manage the Facebook page.



## ***2022 GBB Retreat at Zephyr Point Conference Center***

Join Margaret Mathewson at this year's retreat, May 17-20, 2022

Random Weave Willow Lantern and/or a Willow for Wimps (small willow basket)

Susan Lester will be teaching a Dyed Gourd Bowl with a Coiled Rim.

There will be other project kits available to weave or bring your unfinished baskets.

Fees for the retreat will be \$310 for a double room and meals, \$505 for a single room.

A deposit of \$100 will hold your space, with the balance due by the April 7, 2022.

Material fees will be collected at the retreat by the instructors.

### ***WILLOW FOR WIMPS***




**WEDNESDAY, MAY 18, 2022**

**Material Fee: \$40**

This name was coined by my friend, Willie Zeigler, for people whose hands cannot handle big willow, but who want to learn basic wicker willow techniques on a smaller scale. Learn twining, randing, and a variety of decorative weaves. This is an opportunity to experiment with willow and other natural materials, but in miniature. We can also use bark strips and split willow for texture and color variety.

Tools needed: Small clippers, small awl, twist ties.

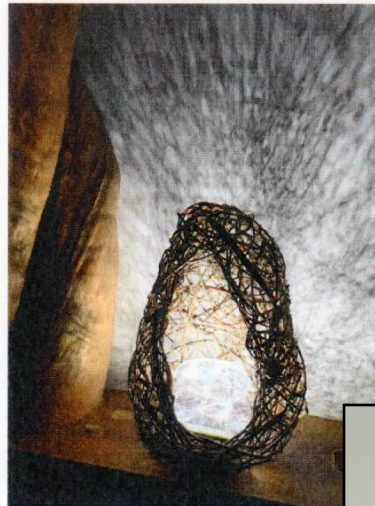


**THURSDAY, MAY 19, 2022**

**Material Fees: \$50**

This is a random weave lantern or basket made with a variety of natural materials and some reed for stability. We will be using cedar, blackberry roots, clematis vines, ivy (unless someone is allergic), willow and dogwood shoots, palm stem and some little bark strips. The lantern size will accommodate a LED Inflatable Solar Lantern (not included in materials fee.)

Tools needed: Small clippers, twist ties.




***RANDOM  
WEAVE  
LANTERN  
BASKET***





**Opening night there will be a bead exchange, to make these beaded lanyards for your name tags.**





**Dyed Gourd  
Bowl with  
Coiled Rim**

**with  
Susan Lester**



**WEDNESDAY, MAY 18, 2022**  
**Materials fee \$40.00**  
**All levels welcome**

This class has a focus on a fun technique of dying a gourd bowl and finishing it off with your choice of two different types of coiling. In both you will be using paper Danish cord and waxed linen thread. You can choose to do a wrapped closed coil or an open coil using cord you tie dye with the ink dyes.

The gourds will be completely prepared so you can get started by painting the inside and then learning the technique of how to apply ink dye and pigment powders for coloring the gourd bowls. I will have holes drilled approximately 1/4 inch from the rim spaced 1/2 inch apart for you to weave the coiled rim. The bowls are approximately 5 to 6 inches in diameter.

**Please bring a pair of small sharp scissors and an old apron.** Everything else you need will be provided.


### Other Fun Projects:



Rope Whisk Broom



Miniature Waxed Linen Baskets




OUI Jars




Awl cover—weaving over a cork



Beaded Tape Measure



Fabric Scrap  
Basket  
(Foldable)



## May 17-20, 2022 GBB Retreat at Zephyr Point Conference Center

Please fill out the following information if you are planning on attending the retreat this year. There are three formalized classes being offered, as well as other project choices. Hopefully we have something for everyone. Opening night we will have a bead exchange, a time to share beads with friends and make a beaded lanyard for your retreat name tag. There will also be a raffle at the retreat so we ask everyone to bring a special item to raffle off—please no white elephants. Material fees and purchasing of kits can be done at the retreat, cash would be preferred since a variety of people will be receiving payments.

**You can submit this form by mail with your deposit or full payment made out to GBB to: Karen Olson, 4201 Fairview Road, Reno, NV 89511.** Please indicate below which classes you would like to sign-up for and any kits which may interest you.

Name\_\_\_\_\_

Address\_\_\_\_\_

City\_\_\_\_\_State\_\_\_\_\_Zip\_\_\_\_\_

Phone\_\_\_\_\_Email\_\_\_\_\_

Roommate\_\_\_\_\_

Diet Restrictions\_\_\_\_\_

### Class Requests/Sign-ups

- ☐ Willow for Wimps with Margaret Mathewson – Material Fee: \$40 (Wed, May 18)
- ☐ Random Weave Lantern Basket with Margaret Mathewson – Material Fee: \$50 (Thu, May 19)
- ☐ Dyed Gourd Bowl with Coiled Rim with Susan Lester -- Material Fee: \$40 (Wed, May 18)

### Other Project Kit Interests:

- ☐ Rope Whisk Broom — \$5 kit
- ☐ Woven Awl Cover — \$5 kit
- ☐ Miniature Woven Waxed Linen Basket on a plastic washer — \$5 kit
- ☐ Oui Jar with wooden base and lid — \$15 kit with pattern or \$10 kit without pattern
- ☐ Beaded Tape Measure — \$20 kit
- ☐ Fabric Scrap Catcher — \$2 for fabric, otherwise bring your own (20" X 12")



## GBB General Meeting Minutes, February 3, 2022

submitted by Sandy Zoerner.

Meeting held via zoom due to increasing COVID concerns. 16 in attendance

Karen reported there was over \$9000 in the treasury. About ½ of our members have paid their dues. Reminder to everyone, it is a new year and your membership dues are due now. This helps maintain a place for us to meet, keep our website up to date, and compensate some of our instructors. We received a 30% discount on zoom by renewing for a year \$104. We are looking for another vendor for our website. Susan Lester has agreed to continue maintaining the website until we change and Victoria James is assisting in the search for a new website provider. Thank you to Susan, for your continuing service and thank you to Victoria, for assisting with the search for a new website provider.

Karen has emailed a flyer regarding Zephyr Point retreat scheduled May 17-20. Fee for room & board is \$310 for double occupancy, \$505 for single. Be sure to secure your spot with Margaret Mathewson. She will be teaching "Willow for Wimps" on Wednesday May 18 and a Random Weave Willow Lantern utilizing a variety of materials on May 19. Susan Lester has volunteered to teach a dyed gourd bowl. Gourds will be all cleaned and ready to be dyed with 2 choices for the rim attaching Danish cord. There will also be several "free for all" kit projects to choose from. These can be worked on at your leisure.

An in-person workshop/class is anticipated for February 19 at the Masonic Lodge from 11-4. This will be working with paper with options to consider.

The hope is to have an in-person meeting again for March 3. This will include a mini class of either weaving on a Oui jar or making a tea bag basket. Also, a workshop is planned for March 19 from 11-4

Sue Ann and Karen set an exhibit up at Sierra View library. There is one case containing all willow related items. South Valleys library will be hosting an exhibit during July and August. Anticipated is an exhibit showing various baskets from start to finish. There are three activities planned to coincide with the exhibit: Crafternoon (Kids) - Aug 3 (4-5 pm); Time out Tuesdays (Adults) – July 26 (4-5 PM); Two Hour Workshop (Adults & Teens) Weaving a Tension Tray or Trivet – Aug 6 (2-4 PM). There was more discussion on ways we can encourage new members to our guild.



SIERRA  
VIEW  
LIBRARY

## 2021 Officers and Committee Members

President: Betty Hulse	Board Chair: Trisha Work
Vice President : Vacant	Board At Large: Ann Taylor
Guild Secretary: Sandy Zoerner	Board At Large: Pam Wilcox
Treasurer: Karen Olson	Board At Large: Sue Ann Monteleone
Membership: vacant	Board At Large: Lorrie Moore

Committees: Classes: Bonnie Kennedy, Ann Taylor; Library: Pam Wilcox; Special Workshops: Lorrie Moore; Exhibits & Shows; Grants: Betty Hulse, Susan Lester, Karen Olson; Raffle: Sandy Zoerner; Website: Susan Lester; Newsletter Editors: Sue Ann Monteleone, Karen Olson.

If you are able to volunteer your service to help out GBB in any way, please contact Betty Hulse at 775-747-5794 or email to [betty.hulse5@yahoo.com](mailto:betty.hulse5@yahoo.com)

**Arnies Arts N Crafts** Located Houghton Lake, MI [www.basketpatterns.com](http://www.basketpatterns.com) 800-563-2356  
Reed, cane, tools, patterns, gourd patterns & tools, books and many wooden bases.

**Consolidated Thread Mills** Located Fall River, MA [www.consolidatedthreadmills.com](http://www.consolidatedthreadmills.com) 508-672-0032  
Good source artificial sinew, waxed linen and craft cords. Call for pricing.

**Royalwood Ltd** Located Mansfield, OH [www.royalwoodltd.com](http://www.royalwoodltd.com) 800-526-1630  
Books, patterns, weaving materials, reed, waxed linen, caning supplies, shaker tape, Spend \$100.00 or more and qualify for wholesale prices.

**The Caning Shop** 926 Gilman St, Berkeley, CA 94710 [www.caning.com](http://www.caning.com) 800-544-3373  
Your source for caning, basketry and gourd crafting supplies, tools, and books.

**V. I. Reed and Cane, Inc** Located in Omaha NE [www.basketweaving.com](http://www.basketweaving.com) 800-852-0025  
Reed, tools, caning, books and kits. Good quality of reed.

### ***Great Basin Basketmakers Membership Application/Renewal***

**Annual Membership Dues:**

Electronic newsletter recipients: ☐ Individual: \$25/year (\$10 additional/year for family membership)

Hard Copy newsletter recipients: ☐ Individual: \$35/year (\$10 additional/year for family membership)

Date \_\_\_\_\_ Amount: \$ \_\_\_\_\_ New \_\_\_\_\_ Renewal \_\_\_\_\_

Name \_\_\_\_\_

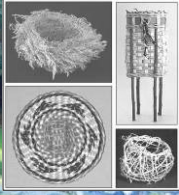
Address \_\_\_\_\_

City \_\_\_\_\_ State \_\_\_\_\_ Zip \_\_\_\_\_

Telephone (\_\_\_\_\_) \_\_\_\_\_ Email \_\_\_\_\_

*Send this completed form and check payable to Great Basin Basketmakers and mail to:*  
Great Basin Basketmakers \* P. O. Box 11844 \* Reno, NV 89510-1844





**Great Basin Basketmakers**  
 Post Office Box 11844  
 Reno, Nevada 89510-1844



**WILD ROSE BASKETRY**

## **Great Basin Basketmakers** Established January 1987

Meetings the first Thursday of each month at Sparks Masonic Center located at 2425 Pyramid Way, Sparks, NV. Our new hours for meetings are 10 AM for our business meeting, followed by show and tell,, then a mini workshop. All are welcome and we will be providing ZOOM access for those members who can't make it to the meeting.

Membership dues for Great Basin Basketmakers are \$25 per yr, \$10 extra per yr. for family membership (living at the same address), \$10 extra for a mailed newsletter. Membership includes monthly newsletter, access to large library and reduced workshop rates. Dues are to be paid annually in January.

Please direct address, email changes, membership dues, and requests for membership to: GBB, PO Box 11844, Reno, NV 89510.

Questions regarding workshops, events, etc. may be directed to GBB president, Betty Hulse at [betty.hulse5@yahoo.com](mailto:betty.hulse5@yahoo.com) or check our web-site at: [www.greatbasinbasketmakers.org](http://www.greatbasinbasketmakers.org).

Information to be exchanged among GBB members may be directed to: [gbbreno@gmail.com](mailto:gbbreno@gmail.com).

If you would like to submit to GBBs Facebook page please send to [GBBFBpage@gmail.com](mailto:GBBFBpage@gmail.com)

## **Our Mission Statement**

The main focus of the Great Basin Basketmakers is to make baskets, to learn everything possible about the tradition and techniques of basketry and to pass this knowledge along to others.

