



JEM STUDIO LIGHTING, INC.

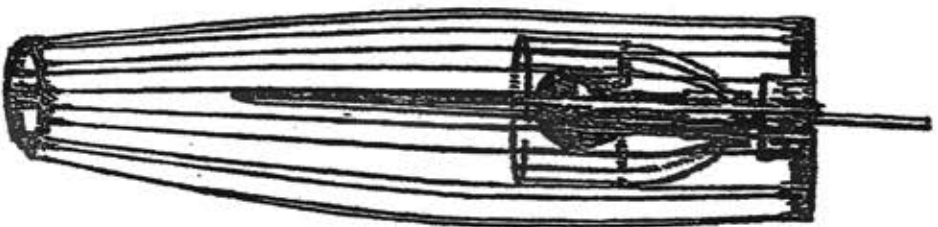
628 State Hwy. 16 S.

Bandera, TX 78003

Tel: 830-328-5031 Fax: 830-328-5038

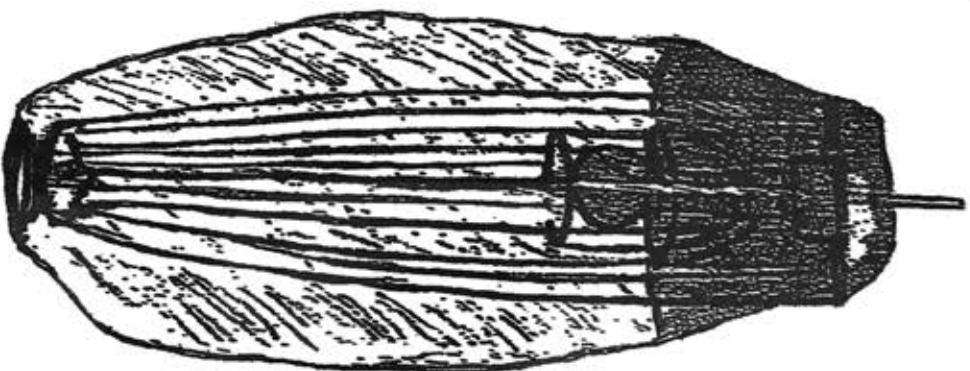
Instructions for Spring Ball:

Step 1



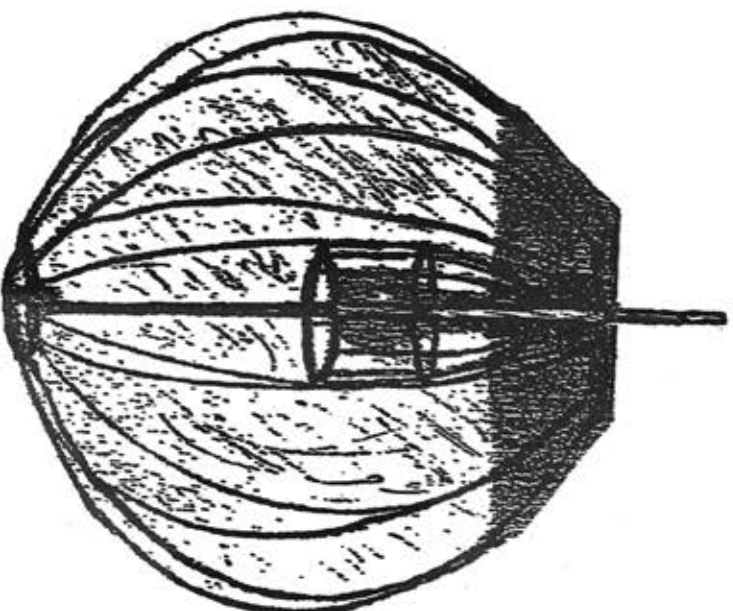
Insert harp into spring frame.

Step 2



Insert frame and harp into material,
line up wires with material seams.

Step 3



Push harp down lock in place while
holding material up.

-WARNING-

Plug Harp into grounded receptacle only.

Risk of fire and electric shock.

This product is to be installed by a qualified
electrician only.