


# Great Basin Basketmakers

Continuing 10,000 Years of Basket Arts



## Newsletter

March 2021

Volume 35 Number 3

Edited by

Sue Ann Monteleone

[www.greatbasinbasketmakers.org](http://www.greatbasinbasketmakers.org)

### **GBB March 2021 ZOOM**

**GBB March 4, 2021 meeting via ZOOM  
will be held at 10:30 AM**

**You must RSVP if you want to join the ZOOM meeting.**

If you want to attend you will need to pre-register to receive the invite to the meeting, Please send a reply asking for an invite when you receive your newsletter, this will act as a registration request.

Please RSVP by Tuesday, March 2.

We will enjoy "Show and Tell" and then discuss round reed basket construction. (See our President's note on page 2)



**Next Month's Newsletter Editor:**

**Karen Olson**

**[kvmikesell@hotmail.com](mailto:kvmikesell@hotmail.com)**

**Please submit articles for  
April newsletter by March 12**

**Colorful Irish Sciobs  
(potato baskets)  
by Kathleen McCormick**

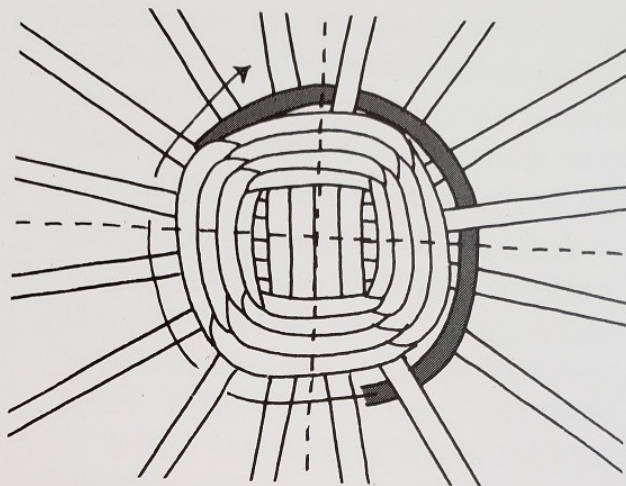
## March 4th Zoom Meeting, 10:30 a.m.

A continuation of the series of meetings using reed will be focus of March meeting. Following Karen's informative session on flat reed, the March meeting will be on round reed. I've usually preferred using round reed to flat so I volunteer for this. When I searched for my round reed baskets I found only one made in the early years of basket making. It has several "do not do" in its construction. SO I NEED YOUR HELP! Please have your round reed baskets available with your hints for successful round reed construction. I'm counting on your participation to enrich the program.


If you have a copy of a Flo Hoppe book, take time to look at it again. Her book "Contemporary Wicker Basketry" has easy to understand instructions, illustrations and pictures. There such a variety of bases - round, square, oval - and variations of each of these. The same is true for the rims/borders. If you don't have a Hoppe book there are other book or patterns you might have in your collection to consult.

These are illustrations from "Contemporary Wicker Basketry" by Flo Hoppe.

*Betty Hulse*



**4.50** Split-spoke base: Separate the spokes with Japanese weave.



**4.93** Bi-spoking: In the space you've made, push the side spoke in, running it as close as you can to the slath.

### The GBB Facebook page

is a platform for members and interested folks to share their love of basketry by sharing photos of their projects.

It is also to share upcoming events including workshops, classes, meetings, and exhibits that would be of interest to GBB members and the public.


It is meant to be an encouraging, supportive, positive and safe place for all to use and enjoy.

Please submit photos, news, events, etc. to [GBBFBpage@gmail.com](mailto:GBBFBpage@gmail.com) -Margo Duarte





A Pine Needle on Abalone creation by Nettie Fox



Found on the Internet—The happy weaving face of Jane Milner at Stowe a few years ago in a class with Anne Mette Hjornholm



Two beautiful new pieces by Betty Hulse



### **The GBB Website**

Be sure to check our website [greatbasinbasketmakers.org](http://greatbasinbasketmakers.org) for information regarding our organization. Information will be posted as it comes in.

Check back regularly for updates about our retreat, classes and programs.



For the February Zoom Program Karen Olson discussed flat reed basket construction, planning and calculating.

Here is some of the information and basket techniques shared.

### Approximate feet per lb

#### Round Reed

Size	Gauge	Approx. ft. per lb.
#0	1.25 mm	2200
#1	1.5 mm	1800
#2	1.75 mm	1130
#3	2.25 mm	750
#4	2.75 mm	510
#5	3.25 mm	360
#6	4.25 mm	200
#7	5 mm	160
#8	5.75 mm	110
#9	6.25 mm	90
#10	7.5 mm	80



#### Half-Round Reed

Width of Reed	Approx. ft. per lb.
3/8"	60
1/2"	45
5/8"	40



#### Smoked Reed

Sizes available listed below.

#2 round	5/8" flat
#3 round	3/4" flat
#4 round	7/8" flat
1/84" flat	1" flat
3/16" flat	1/4" flat oval
1/4" flat	3/8" flat oval
3/8" flat	1/2" flat oval
1/2" flat	



1/4" FF reed



1/4" FF reed

2-2 Twill Weave

#### Flat Reed

Width of Reed	Approx. ft. per lb.
1 1/84"	420
3/16"	400
1/4"	350
3/8"	225
1/2"	160
5/8"	140
3/4"	120
7/8"	100
1"	80

#### Flat Oval Reed

Width of Reed	Approx. ft. per lb.
1 1/84"	271
3/16"	260
1/4"	232
3/8"	171
1/2"	86
5/8"	66
3/4"	35



Large basket with small reed, not for carrying heavy loads—I use for yarn projects. Woven twill pattern

3/8" FF Reed (spokes) and weavers

3/16" FO Reed for filler

3/16" FO Reed natural and green for weavers

1/2" FO for rim

Small seagrass







5/8" FF reed spokes  
1/4" FO reed weavers  
start and stop weave  
Rectangle handle with  
six rows of twining #3 RR



1/2" FF reed for spokes  
and weavers  
3/8" FF reed for 4 filler  
strips on the bottom (X)  
3-4 rows of #3 RR  
twined at the top under  
the 1/2" FO rim



5/8" FF reed - spokes and 1/2" FF reed - weavers, 5/8" FO rim, 1" twill tape handles



5/8" FF reed—spokes  
1/4" FF reed—fillers (6 on the bottom)  
1/2" FF reed—weavers  
3/8" FF smokes reed with #3 RR reed for  
decorative trim  
5/8" FO reed for rim  
2 rows of twining with #3 around the bottom



### **GBB General Membership Meeting, February 4, 2021 Minutes**

Betty Hulse convened the February 4, 2021 general membership meeting at 10:06 a.m. The meeting was held via Zoom because of the continuing COVID-19 pandemic. There were 17 members joining the meeting. Betty summarized the GBB board meeting, which was held yesterday.

The 2021 retreat is being rescheduled for **May 17-20, 2022 (dates will be confirmed by June.)** Members are encouraged to suggest teachers and/or events.

Karen Tembreull's workshops, scheduled for September 2021, will be cancelled and hopefully re-scheduled.

The board still hopes there will be the possibility of a future exhibit at the Sparks museum. Betty will continue to explore this.

The next board meeting will be held at 4:30 p.m. on Wednesday, March 3.

The March newsletter editor will be Sue Ann Monteleone.

Nine members showed baskets for Show and Tell. All were beautiful. Thanks for sharing.

Karen Olson led the program on making our own baskets from scratch using flat reed. Karen and other members showed baskets they had made and explained how they did it. Karen shared many facts and hints she has gained through her years of experience and the many classes she has taken. She recommended Lyn Siler's *Basket Book* as a reference. Everyone thanked Karen for the program and said they had learned a lot. It is planned to continue this series of programs next month, looking at baskets made from round reed.

Respectfully submitted by Pam Wilcox

### **GBB Board Meeting Minutes February 3, 2021 / 4:30 pm**

Members present: Pam Wilcox, Margo Duarte, Lorrie Moore, Paula Pennington, Karen Olson, Betty Hulse, Trisha Work

- Fall class with Karen T.: following considerable discussion concerning vaccine requirements, liabilities, class sign-up deadlines, travel uncertainties, materials and publicity deadlines.... It was moved by Betty, seconded by Karen, that we send our heartfelt regrets to Karen T explaining why we do not feel we can invite her to teach in September this year. [And that hopefully we will be able to ask her to teach her classes to us in the future.] Betty will write, once we know confirmed dates for 2022 retreat.
- Retreat 2021 rescheduled to 2022: We have received notice from Zephyr that our May 2021 retreat has been successfully rescheduled to May 2022. Awaiting final receipt of contract and dates scheduled, and then we will begin our search for instructors. [with hopes that Karen T may be able to join us then] Some interesting possibilities for other classes and instructors for the retreat: a sally bag class, new types of twining, paper weaving projects, waxed linen, natural mushroom dying, other types of fibers and combinations.... a chance for us to look into diversifying our skills and knowledge.
- Sparks Museum: Betty and Margo will visit the location and measure spaces available for display so we can plan what to weave for the exhibit.
- Zoom: further information is needed to check if additional fees are required for multiple instructors.

Next Zoom Board Meeting: March 3rd, Wednesday, 4:30 pm.

## 2021 Officers and Committee Members

President: Betty Hulse  
 Vice President : Margo Duarte  
 Guild Secretary: Pam Wilcox  
 Treasurer: Karen Olson  
 Membership: Janice Johnson

Board Chair: Trisha Work  
 Board At Large: Paula Pennington  
 Board At Large: Pam Wilcox  
 Board At Large: Margo Duarte  
 Board At Large: Lorrie Moore

Committees: Classes: Bonnie Kennedy, Ann Taylor; Library: Pam Wilcox; Special Workshops: Lorrie Moore; Exhibits & Shows; Grants: Betty Hulse, Susan Lester, Karen Olson; Raffle: Sandy Zoerner; Website: Susan Lester; Newsletter Editors: Sue Ann Monteleone, Karen Olson.

If you are able to volunteer your service to help out GBB in any way, please contact Betty Hulse at 775-747-5794 or email to [betty.hulse5@yahoo.com](mailto:betty.hulse5@yahoo.com)

**Arnies Arts N Crafts** Located Houghton Lake, MI [www.basketpatterns.com](http://www.basketpatterns.com) 800-563-2356  
 Reed, cane, tools, patterns, gourd patterns & tools, books and many wooden bases.

**Consolidated Thread Mills** Located Fall River, MA [www.consolidatedthreadmills.com](http://www.consolidatedthreadmills.com) 508-672-0032  
 Good source artificial sinew, waxed linen and craft cords. Call for pricing.

**Royalwood Ltd** Located Mansfield, OH [www.royalwoodltd.com](http://www.royalwoodltd.com) 800-526-1630  
 Books, patterns, weaving materials, reed, waxed linen, caning supplies, shaker tape, Spend \$100.00 or more and qualify for wholesale prices.

**The Caning Shop** 926 Gilman St, Berkeley, CA 94710 [www.caning.com](http://www.caning.com) 800-544-3373  
 Your source for caning, basketry and gourd crafting supplies, tools, and books.

**V. I. Reed and Cane, Inc** Located in Omaha NE [www.basketweaving.com](http://www.basketweaving.com) 800-852-0025  
 Reed, tools, caning, books and kits. Good quality of reed.

### ***Great Basin Basketmakers Membership Application/Renewal***

**Annual Membership Dues:**

Electronic newsletter recipients: ☐ Individual: \$25/year (\$10 additional/year for family membership)

Hard Copy newsletter recipients: ☐ Individual: \$35/year (\$10 additional/year for family membership)

Date \_\_\_\_\_ Amount: \$ \_\_\_\_\_ New \_\_\_\_\_ Renewal \_\_\_\_\_

Name \_\_\_\_\_

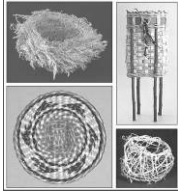
Address \_\_\_\_\_

City \_\_\_\_\_ State \_\_\_\_\_ Zip \_\_\_\_\_

Telephone (\_\_\_\_\_) \_\_\_\_\_ Email \_\_\_\_\_

*Send this completed form and check payable to Great Basin Basketmakers and mail to:*  
 Great Basin Basketmakers \* P. O. Box 11844 \* Reno, NV 89510-1844





**Great Basin Basketmakers**  
Post Office Box 11844  
Reno, Nevada 89510-1844



### **Great Basin Basketmakers** Established January 1987

Meetings the first Thursday of each month at Sparks Masonic Center located at 2425 Pyramid Way, Sparks, NV. During the pandemic GBB business meetings will be via ZOOM at 10:30 AM. All are welcome.

Membership dues for Great Basin Basketmakers are \$25 per yr, \$10 extra per yr. for family membership (living at the same address), \$10 extra for a mailed newsletter. Membership includes monthly newsletter, access to large library and reduced workshop rates. Dues are to be paid annually in January.

Please direct address, email changes, membership dues, and requests for membership to: GBB, PO Box 11844, Reno, NV 89510.

Questions regarding workshops, events, etc. may be directed to GBB president, Betty Hulse at [betty.hulse5@yahoo.com](mailto:betty.hulse5@yahoo.com) or check our website at: [www.greatbasinbasketmakers.org](http://www.greatbasinbasketmakers.org).

Information to be exchanged among GBB members may be directed to: [gbbreno@gmail.com](mailto:gbbreno@gmail.com).

If you would like to submit to GBBs Facebook page please send to [GBBFBpage@gmail.com](mailto:GBBFBpage@gmail.com)

### **Our Mission Statement**

The main focus of the Great Basin Basketmakers is to make baskets, to learn everything possible about the tradition and techniques of basketry and to pass this knowledge along to others.

